

**QUARTERLY STATEMENT**

**OF THE**

**First Allmerica Financial Life Insurance Company**

**TO THE**

**Insurance Department**

**OF THE**

**STATE OF**

**FOR THE QUARTER ENDED  
SEPTEMBER 30, 2024**

LIFE, ACCIDENT AND HEALTH

FRATERNAL BENEFIT SOCIETIES

**2024**



LIFE, ACCIDENT AND HEALTH COMPANIES/FRATERNAL BENEFIT SOCIETIES - ASSOCIATION EDITION

# QUARTERLY STATEMENT

AS OF SEPTEMBER 30, 2024  
OF THE CONDITION AND AFFAIRS OF THE

## First Allmerica Financial Life Insurance Company

NAIC Group Code 3891 3891 NAIC Company Code 69140 Employer's ID Number 04-1867050  
(Current) (Prior)

Organized under the Laws of Massachusetts, State of Domicile or Port of Entry MA

Country of Domicile United States of America

Licensed as business type: Life, Accident and Health [ X ] Fraternal Benefit Societies [ ]

Incorporated/Organized 03/16/1844 Commenced Business 06/01/1845

Statutory Home Office 20 Guest Street Brighton, MA, US 02135  
(Street and Number) (City or Town, State, Country and Zip Code)

Main Administrative Office 20 Guest Street Brighton, MA, US 02135  
(Street and Number) (City or Town, State, Country and Zip Code)  
800-457-8803  
(Area Code) (Telephone Number)

Mail Address 20 Guest Street Brighton, MA, US 02135  
(Street and Number or P.O. Box) (City or Town, State, Country and Zip Code)

Primary Location of Books and Records 20 Guest Street Brighton, MA, US 02135  
(Street and Number) (City or Town, State, Country and Zip Code)  
800-457-8803  
(Area Code) (Telephone Number)

Internet Website Address www.globalatlantic.com

Statutory Statement Contact Carrie Jo Thomas 515-393-3690  
(Name) (Area Code) (Telephone Number)  
carrie.thomas@gafg.com 508-460-2401  
(E-mail Address) (FAX Number)

### OFFICERS

President & Chairman Manu Sareen Chief Financial Officer Brian Victor Korbesmeyer #  
Co-President, Individual Robert Michael Arena Jr. VP, Co-Secretary Carrie Jo Thomas  
Markets

### OTHER

Natalya Vasilyevna Belonozhko, Senior Vice President	Jason Alexander Bickler, MD, Chief Distribution Officer	Willard Carlisle Butcher Jr. #, Managing Director
Peter Charles Carlson, SVP, Appointed Actuary	Robert James Egan, Senior Vice President	Padma Elmgart, Chief Technology Officer
Kevin Anthony Felix, MD, President, Investments	Susan Lorraine Fiengo, Managing Director	Kathryn Lauren Freund, MD, GC, Co-Secretary
Risa Beth Gordon, MD, Assoc. GC, Asst. Sec.	Jane Spanier Grosso, SVP, Controller	Jonathan Hecht, Managing Director
Brian Michael Hendry, Chief Audit Executive	Leah Marie Hoppe, Managing Director	Douglas Robert Jaworski, SVP, Chief Inf. Sec. Off.
Jason Kao, Managing Director	Kevin Michael Kimmerling, SVP, Assoc. GC, Asst. Sec.	Victoria May Lau, Managing Director
Hanben Kim Lee, Executive Vice President	Emily Anne LeMay, Chief Operations Officer	Justin David MacNeil, MD, Assistant Treasurer
Tonya Rachelle Maxwell, Senior Vice President	Dillon Thomas McKelvey #, SVP, Illustration Actuary	Woolf Norman Milner, Chief Risk Officer
Michael Eugene Morreale #, Senior Vice President	Andrew Chilson Morse, Senior Vice President	Barme Ribet Moskovich, Managing Director
Cody Joseph Nadeau #, Senior Vice President	Paula Genevieve Nelson, Managing Director	Daniel Patrick O'Shea, Chief Administrative Officer
Sarah Marie Patterson, MD, GC, Asst. Secretary	Michael Ryan Paulousky, SVP, Asst. Treasurer	Rhoda Charlotte Peritz #, MD, COO - Investments
Peggy Hiu Poon, Treasurer	Samuel Ramos, Chief Legal Officer, GC	John Mitchell Reed #, Co-Chief Investment Officer
Scott Joseph Robidoux, Senior Vice President	Edward Michael Root, Managing Director	Kelly June Rutherford, Managing Director
Mark Lester Sangalang #, Senior Vice President	Erin Christine Schwerzmann, SVP, Assoc. GC	Lauren Taylor Scott, Senior Vice President
Andrew Mead Shainberg, Chief Compliance Officer	Gary Phillip Silber, MD, GC, Asst. Secretary	Eric David Todd, Managing Director
Catherine Tamela Valeri #, SVP, Privacy Officer	Alireza Vaseghi, Managing Director	Christian Paul Walk, SVP, Assoc. GC, Asst. Sec.

### DIRECTORS OR TRUSTEES

Robert Michael Arena Jr. Hanben Kim Lee Paula Genevieve Nelson  
Manu Sareen Eric David Todd

State of Iowa SS:  
County of Polk

The officers of this reporting entity being duly sworn, each depose and say that they are the described officers of said reporting entity, and that on the reporting period stated above, all of the herein described assets were the absolute property of the said reporting entity, free and clear from any liens or claims thereon, except as herein stated, and that this statement, together with related exhibits, schedules and explanations therein contained, annexed or referred to, is a full and true statement of all the assets and liabilities and of the condition and affairs of the said reporting entity as of the reporting period stated above, and of its income and deductions therefrom for the period ended, and have been completed in accordance with the NAIC Annual Statement Instructions and Accounting Practices and Procedures manual except to the extent that: (1) state law may differ, or, (2) that state rules or regulations require differences in reporting not related to accounting practices and procedures, according to the best of their information, knowledge and belief, respectively. Furthermore, the scope of this attestation by the described officers also includes the related corresponding electronic filing with the NAIC, when required, that is an exact copy (except for formatting differences due to electronic filing) of the enclosed statement. The electronic filing may be requested by various regulators in lieu of or in addition to the enclosed statement.

DocuSigned by:  
Manu Sareen  
ID: A1C3A9769F148A  
Manu Sareen  
President

DocuSigned by:  
Carrie Jo Thomas  
015B3305A37F407  
Carrie Jo Thomas  
VP, Co-Secretary

Signed by:  
Brian Korbesmeyer  
D8594A5C22E1449  
Brian Victor Korbesmeyer  
Chief Financial Officer

Subscribed and sworn to before me this 9th day of October 2024  
Jennifer Coggins

- a. Is this an original filing? ..... Yes [ X ] No [ ]
- b. If no,
  1. State the amendment number.....
  2. Date filed .....
  3. Number of pages attached.....



STATEMENT AS OF SEPTEMBER 30, 2024 OF THE First Allmerica Financial Life Insurance Company

**ASSETS**

	Current Statement Date			4 December 31 Prior Year Net Admitted Assets
	1 Assets	2 Nonadmitted Assets	3 Net Admitted Assets (Cols. 1 - 2)	
1. Bonds .....	9,365,297,608		9,365,297,608	10,843,453,659
2. Stocks:				
2.1 Preferred stocks .....				
2.2 Common stocks .....	5,000,000		5,000,000	3,091,100
3. Mortgage loans on real estate:				
3.1 First liens .....	3,247,371,848		3,247,371,848	1,222,049,105
3.2 Other than first liens.....	374,727,510		374,727,510	59,863,565
4. Real estate:				
4.1 Properties occupied by the company (less \$ encumbrances) .....				
4.2 Properties held for the production of income (less \$ ..... encumbrances) .....				
4.3 Properties held for sale (less \$ encumbrances) .....				
5. Cash (\$ ..... 13,977,963 ), cash equivalents (\$ .....414,852,777 ) and short-term investments (\$ ..... 37,744,161 ) .....	466,574,901		466,574,901	1,841,280,266
6. Contract loans (including \$ ..... premium notes) .....	549,683,920	3,289,569	546,394,351	536,812,897
7. Derivatives .....	108,886		108,886	
8. Other invested assets .....	181,182,265		181,182,265	24,201,826
9. Receivables for securities .....	28,341,517		28,341,517	98,129,463
10. Securities lending reinvested collateral assets .....				
11. Aggregate write-ins for invested assets .....				
12. Subtotals, cash and invested assets (Lines 1 to 11) .....	14,218,288,455	3,289,569	14,214,998,886	14,628,881,881
13. Title plants less \$ ..... charged off (for Title insurers only) .....				
14. Investment income due and accrued .....	136,211,145		136,211,145	139,130,781
15. Premiums and considerations:				
15.1 Uncollected premiums and agents' balances in the course of collection .....	677,650	292,443	385,207	381,875
15.2 Deferred premiums, agents' balances and installments booked but deferred and not yet due (including \$ ..... earned but unbilled premiums) .....	1,341,472		1,341,472	1,437,192
15.3 Accrued retrospective premiums (\$ ..... ) and contracts subject to redetermination (\$ ..... ) .....				
16. Reinsurance:				
16.1 Amounts recoverable from reinsurers .....	14,520,308		14,520,308	21,267,032
16.2 Funds held by or deposited with reinsured companies .....	560,446,467		560,446,467	567,084,821
16.3 Other amounts receivable under reinsurance contracts .....	233,116,175	19,270	233,096,905	115,210,939
17. Amounts receivable relating to uninsured plans .....				
18.1 Current federal and foreign income tax recoverable and interest thereon ....	47,845,832		47,845,832	30,884,635
18.2 Net deferred tax asset .....	140,619,201	124,800,751	15,818,450	17,656,740
19. Guaranty funds receivable or on deposit .....	34,314		34,314	34,493
20. Electronic data processing equipment and software .....				
21. Furniture and equipment, including health care delivery assets (\$ ..... ) .....				
22. Net adjustment in assets and liabilities due to foreign exchange rates .....				
23. Receivables from parent, subsidiaries and affiliates .....				
24. Health care (\$ ..... ) and other amounts receivable .....				
25. Aggregate write-ins for other than invested assets .....	40,657,109	23,530,121	17,126,988	15,662,742
26. Total assets excluding Separate Accounts, Segregated Accounts and Protected Cell Accounts (Lines 12 to 25) .....	15,393,758,128	151,932,154	15,241,825,974	15,537,633,131
27. From Separate Accounts, Segregated Accounts and Protected Cell Accounts .....	122,047,259		122,047,259	113,750,881
28. Total (Lines 26 and 27)	15,515,805,387	151,932,154	15,363,873,233	15,651,384,012
<b>DETAILS OF WRITE-INS</b>				
1101. ....				
1102. ....				
1103. ....				
1198. Summary of remaining write-ins for Line 11 from overflow page .....				
1199. Totals (Lines 1101 through 1103 plus 1198)(Line 11 above)				
2501. Admitted Disallowed IMR .....	33,720,643	23,401,773	10,318,870	9,786,636
2502. Amounts recoverable from distribution channels .....	5,656,958		5,656,958	5,747,886
2503. State Income Tax Receivable .....	1,089,588		1,089,588	
2598. Summary of remaining write-ins for Line 25 from overflow page .....	189,920	128,348	61,572	128,220
2599. Totals (Lines 2501 through 2503 plus 2598)(Line 25 above)	40,657,109	23,530,121	17,126,988	15,662,742

**LIABILITIES, SURPLUS AND OTHER FUNDS**

	1 Current Statement Date	2 December 31 Prior Year
1. Aggregate reserve for life contracts \$ ..... 1,921,972,172 less \$ ..... included in Line 6.3 (including \$ ..... 18,485,772 Modco Reserve) .....	1,921,972,172	1,875,645,855
2. Aggregate reserve for accident and health contracts (including \$ ..... Modco Reserve) .....		
3. Liability for deposit-type contracts (including \$ ..... Modco Reserve).....	270,664,316	286,322,536
4. Contract claims:		
4.1 Life .....	13,535,039	17,836,331
4.2 Accident and health .....		
5. Policyholders' dividends/refunds to members \$ ..... 266,363 and coupons \$ ..... due and unpaid .....	266,363	266,354
6. Provision for policyholders' dividends, refunds to members and coupons payable in following calendar year - estimated amounts:		
6.1 Policyholders' dividends and refunds to members apportioned for payment (including \$ ..... Modco) .....	77,140	98,254
6.2 Policyholders' dividends and refunds to members not yet apportioned (including \$ ..... Modco) .....		
6.3 Coupons and similar benefits (including \$ ..... Modco) .....		
7. Amount provisionally held for deferred dividend policies not included in Line 6 .....		
8. Premiums and annuity considerations for life and accident and health contracts received in advance less \$ ..... discount; including \$ ..... accident and health premiums .....	33,766	50,364
9. Contract liabilities not included elsewhere:		
9.1 Surrender values on canceled contracts .....		
9.2 Provision for experience rating refunds, including the liability of \$ ..... accident and health experience rating refunds of which \$ ..... is for medical loss ratio rebate per the Public Health Service Act .....		
9.3 Other amounts payable on reinsurance, including \$ ..... 98,597,511 assumed and \$ ..... 207,312,643 ceded .....	305,910,154	221,107,354
9.4 Interest Maintenance Reserve .....		
10. Commissions to agents due or accrued-life and annuity contracts \$ ..... 351,227 , accident and health \$ ..... and deposit-type contract funds \$ .....	351,227	500,407
11. Commissions and expense allowances payable on reinsurance assumed .....		
12. General expenses due or accrued .....	3,959,548	12,303,368
13. Transfers to Separate Accounts due or accrued (net) (including \$ ..... (994,336) accrued for expense allowances recognized in reserves, net of reinsured allowances) .....	(1,470,047)	(1,644,068)
14. Taxes, licenses and fees due or accrued, excluding federal income taxes .....	519,264	(582,005)
15.1 Current federal and foreign income taxes, including \$ ..... on realized capital gains (losses) .....		
15.2 Net deferred tax liability .....		
16. Unearned investment income .....	910,185	890,306
17. Amounts withheld or retained by reporting entity as agent or trustee .....	146,426	99,323
18. Amounts held for agents' account, including \$ ..... agents' credit balances .....		
19. Remittances and items not allocated .....	19,775,752	15,786,425
20. Net adjustment in assets and liabilities due to foreign exchange rates .....		
21. Liability for benefits for employees and agents if not included above .....		
22. Borrowed money \$ ..... and interest thereon \$ .....		
23. Dividends to stockholders declared and unpaid .....		
24. Miscellaneous liabilities:		
24.01 Asset valuation reserve .....	72,625,251	39,087,289
24.02 Reinsurance in unauthorized and certified (\$ ..... ) companies .....		
24.03 Funds held under reinsurance treaties with unauthorized and certified (\$ ..... ) reinsurers .....	11,239,100,002	11,696,478,485
24.04 Payable to parent, subsidiaries and affiliates .....	1,215,234	6,054,122
24.05 Drafts outstanding .....		
24.06 Liability for amounts held under uninsured plans .....		
24.07 Funds held under coinsurance .....	1,232,516,187	1,227,311,634
24.08 Derivatives .....	6,182,116	
24.09 Payable for securities .....	27,103,006	683,064
24.10 Payable for securities lending .....		
24.11 Capital notes \$ ..... and interest thereon \$ .....		
25. Aggregate write-ins for liabilities .....	5,157,804	3,965,429
26. Total liabilities excluding Separate Accounts business (Lines 1 to 25) .....	15,120,550,905	15,402,260,827
27. From Separate Accounts Statement .....	122,047,259	113,750,881
28. Total liabilities (Lines 26 and 27) .....	15,242,598,164	15,516,011,708
29. Common capital stock .....	5,000,010	5,000,010
30. Preferred capital stock .....		
31. Aggregate write-ins for other than special surplus funds .....		
32. Surplus notes .....		
33. Gross paid in and contributed surplus .....	349,062,043	349,062,043
34. Aggregate write-ins for special surplus funds .....	12,568,870	12,036,635
35. Unassigned funds (surplus) .....	(245,355,854)	(230,726,384)
36. Less treasury stock, at cost:		
36.1 ..... shares common (value included in Line 29 \$ ..... ) .....		
36.2 ..... shares preferred (value included in Line 30 \$ ..... ) .....		
37. Surplus (Total Lines 31+32+33+34+35-36) (including \$ ..... in Separate Accounts Statement) .....	116,275,059	130,372,294
38. Totals of Lines 29, 30 and 37 .....	121,275,069	135,372,304
39. Totals of Lines 28 and 38 (Page 2, Line 28, Col. 3) .....	15,363,873,233	15,651,384,012
<b>DETAILS OF WRITE-INS</b>		
2501. Funds withheld other liabilities .....	3,449,299	3,650,268
2502. Other liabilities .....	1,428,505	315,161
2503. Derivatives Collateral .....	280,000	
2598. Summary of remaining write-ins for Line 25 from overflow page .....		
2599. Totals (Lines 2501 through 2503 plus 2598)(Line 25 above) .....	5,157,804	3,965,429
3101. ....		
3102. ....		
3103. ....		
3198. Summary of remaining write-ins for Line 31 from overflow page .....		
3199. Totals (Lines 3101 through 3103 plus 3198)(Line 31 above) .....		
3401. Admitted Disallowed IMR .....	10,318,870	9,786,635
3402. Contingency reserves .....	2,250,000	2,250,000
3403. ....		
3498. Summary of remaining write-ins for Line 34 from overflow page .....		
3499. Totals (Lines 3401 through 3403 plus 3498)(Line 34 above) .....	12,568,870	12,036,635



## SUMMARY OF OPERATIONS

	1 Current Year To Date	2 Prior Year To Date	3 Prior Year Ended December 31
1. Premiums and annuity considerations for life and accident and health contracts	117,151,757	271,803,722	1,017,329,960
2. Considerations for supplementary contracts with life contingencies	33,061	43,240	48,549
3. Net investment income	604,487,953	218,175,591	364,927,097
4. Amortization of Interest Maintenance Reserve (IMR)	(3,240,771)	335,232	(1,111,409)
5. Separate Accounts net gain from operations excluding unrealized gains or losses			
6. Commissions and expense allowances on reinsurance ceded	53,147,693	(23,695)	1,812,162,651
7. Reserve adjustments on reinsurance ceded			
8. Miscellaneous Income:			
8.1 Income from fees associated with investment management, administration and contract guarantees from Separate Accounts	24,279,755	19,224,116	22,405,483
8.2 Charges and fees for deposit-type contracts			
8.3 Aggregate write-ins for miscellaneous income	123,567,168	38,451,844	81,224,275
9. Totals (Lines 1 to 8.3)	919,426,616	548,010,050	3,296,986,606
10. Death benefits	12,156,552	9,264,467	12,447,716
11. Matured endowments (excluding guaranteed annual pure endowments)	3,889	1,002	1,002
12. Annuity benefits	40,689,942	19,871,203	30,063,503
13. Disability benefits and benefits under accident and health contracts	47,059	50,588	65,645
14. Coupons, guaranteed annual pure endowments and similar benefits			
15. Surrender benefits and withdrawals for life contracts	81,475,278	86,237,758	114,803,763
16. Group conversions			
17. Interest and adjustments on contract or deposit-type contract funds	(1,504,923)	(772,390)	3,140,015
18. Payments on supplementary contracts with life contingencies			
19. Increase in aggregate reserves for life and accident and health contracts	46,326,316	107,542,734	895,810,664
20. Totals (Lines 10 to 19)	179,194,113	222,195,362	1,056,332,308
21. Commissions on premiums, annuity considerations, and deposit-type contract funds (direct business only)	305,327	472,936	617,828
22. Commissions and expense allowances on reinsurance assumed	51,626,447	109,844,500	1,900,055,676
23. General insurance expenses and fraternal expenses	11,146,482	9,152,327	12,054,854
24. Insurance taxes, licenses and fees, excluding federal income taxes	2,737,486	2,135,974	2,748,429
25. Increase in loading on deferred and uncollected premiums	(3,045)	9,299	112,063
26. Net transfers to or (from) Separate Accounts net of reinsurance	(341,366)	(11,337,826)	(11,861,309)
27. Aggregate write-ins for deductions	694,609,782	229,228,711	356,350,977
28. Totals (Lines 20 to 27)	939,275,226	561,701,283	3,316,410,826
29. Net gain from operations before dividends to policyholders and federal income taxes (Line 9 minus Line 28)	(19,848,610)	(13,691,233)	(19,424,219)
30. Dividends to policyholders and refunds to members	84,253	59,410	93,414
31. Net gain from operations after dividends to policyholders, refunds to members and before federal income taxes (Line 29 minus Line 30)	(19,932,863)	(13,750,643)	(19,517,633)
32. Federal and foreign income taxes incurred (excluding tax on capital gains)	(43,434,835)	(8,032,026)	(36,368,726)
33. Net gain from operations after dividends to policyholders, refunds to members and federal income taxes and before realized capital gains or (losses) (Line 31 minus Line 32)	23,501,972	(5,718,617)	16,851,093
34. Net realized capital gains (losses) (excluding gains (losses) transferred to the IMR) less capital gains tax of \$ 27,436,146 (excluding taxes of \$ (384,419) transferred to the IMR)	(1,674,408)	(5,515,812)	(9,279,534)
35. Net income (Line 33 plus Line 34)	21,827,564	(11,234,429)	7,571,559
<b>CAPITAL AND SURPLUS ACCOUNT</b>			
36. Capital and surplus, December 31, prior year	135,372,304	89,671,363	89,671,363
37. Net income (Line 35)	21,827,564	(11,234,429)	7,571,559
38. Change in net unrealized capital gains (losses) less capital gains tax of \$ (1,230,312)	(6,311,472)	(2,697,825)	(1,771,881)
39. Change in net unrealized foreign exchange capital gain (loss)	7,420,101		
40. Change in net deferred income tax	(13,435,575)	1,243,282	(8,803,204)
41. Change in nonadmitted assets	21,476,629	1,146,633	(159,379,843)
42. Change in liability for reinsurance in unauthorized and certified companies			
43. Change in reserve on account of change in valuation basis, (increase) or decrease			
44. Change in asset valuation reserve	(33,537,962)	(5,012,261)	(16,543,875)
45. Change in treasury stock			
46. Surplus (contributed to) withdrawn from Separate Accounts during period			
47. Other changes in surplus in Separate Accounts Statement			
48. Change in surplus notes			
49. Cumulative effect of changes in accounting principles			
50. Capital changes:			
50.1 Paid in			
50.2 Transferred from surplus (Stock Dividend)			
50.3 Transferred to surplus			
51. Surplus adjustment:			
51.1 Paid in		42,000,000	202,000,000
51.2 Transferred to capital (Stock Dividend)			
51.3 Transferred from capital			
51.4 Change in surplus as a result of reinsurance	(11,536,520)	(3,594,798)	22,463,785
52. Dividends to stockholders			
53. Aggregate write-ins for gains and losses in surplus			164,400
54. Net change in capital and surplus for the year (Lines 37 through 53)	(14,097,235)	21,850,602	45,700,941
55. Capital and surplus, as of statement date (Lines 36 + 54)	121,275,069	111,521,965	135,372,304
<b>DETAILS OF WRITE-INS</b>			
08.301. Net ceded and assumed adjustment to IMR	97,629,948	13,109,593	63,791,435
08.302. Mortality fee income	22,143,756	22,400,368	21,369,335
08.303. Miscellaneous income	3,158,839	3,714,312	261,639
08.398. Summary of remaining write-ins for Line 8.3 from overflow page	634,625	(772,429)	(4,198,134)
08.399. Totals (Lines 08.301 through 08.303 plus 08.398) (Line 8.3 above)	123,567,168	38,451,844	81,224,275
2701. Funds withheld ceded net investment income	529,190,490	177,755,418	303,444,718
2702. Miscellaneous expense	126,294,014	11,813,111	16,711,922
2703. Net change in deposit liabilities	39,125,278	39,660,182	36,194,337
2798. Summary of remaining write-ins for Line 27 from overflow page			
2799. Totals (Lines 2701 through 2703 plus 2798)(Line 27 above)	694,609,782	229,228,711	356,350,977
5301. Prior Year Adjustment			164,400
5302.			
5303.			
5398. Summary of remaining write-ins for Line 53 from overflow page			
5399. Totals (Lines 5301 through 5303 plus 5398)(Line 53 above)			164,400

STATEMENT AS OF SEPTEMBER 30, 2024 OF THE First Allmerica Financial Life Insurance Company

**CASH FLOW**

	1 Current Year To Date	2 Prior Year To Date	3 Prior Year Ended December 31
<b>Cash from Operations</b>			
1. Premiums collected net of reinsurance .....	125,952,915	154,913,310	857,384,160
2. Net investment income .....	538,687,583	214,310,540	331,710,051
3. Miscellaneous income .....	80,566,159	20,763,979	667,892,945
4. Total (Lines 1 to 3) .....	745,206,657	389,987,829	1,856,987,156
5. Benefit and loss related payments .....	45,619,565	(20,285,720)	22,642,434
6. Net transfers to Separate Accounts, Segregated Accounts and Protected Cell Accounts .....	(515,386)	(11,650,530)	(12,241,188)
7. Commissions, expenses paid and aggregate write-ins for deductions .....	869,477,545	400,205,578	583,553,673
8. Dividends paid to policyholders .....	105,358	83,337	101,565
9. Federal and foreign income taxes paid (recovered) net of \$ ..... tax on capital gains (losses) .....	578,089	(2,112,452)	138,887,548
10. Total (Lines 5 through 9) .....	915,265,171	366,240,213	732,944,032
11. Net cash from operations (Line 4 minus Line 10) .....	(170,058,514)	23,747,616	1,124,043,124
<b>Cash from Investments</b>			
12. Proceeds from investments sold, matured or repaid:			
12.1 Bonds .....	7,020,203,192	1,708,495,518	4,199,440,108
12.2 Stocks .....			
12.3 Mortgage loans .....	141,665,385	8,392,196	100,220,605
12.4 Real estate .....			
12.5 Other invested assets .....	14,781,125	1,126,239	20,635,928
12.6 Net gains or (losses) on cash, cash equivalents and short-term investments .....	488,614		(44,743)
12.7 Miscellaneous proceeds .....	96,766,500	28,492,581	
12.8 Total investment proceeds (Lines 12.1 to 12.7) .....	7,273,904,816	1,746,506,534	4,320,251,898
13. Cost of investments acquired (long-term only):			
13.1 Bonds .....	5,393,823,695	1,039,665,049	2,918,193,694
13.2 Stocks .....	1,908,900	1,546,200	1,546,200
13.3 Mortgage loans .....	2,467,179,856	520,634,407	1,113,877,584
13.4 Real estate .....			
13.5 Other invested assets .....	130,682,930	22,171,324	43,775,874
13.6 Miscellaneous applications .....		48,147	97,642,827
13.7 Total investments acquired (Lines 13.1 to 13.6) .....	7,993,595,381	1,584,065,127	4,175,036,179
14. Net increase (or decrease) in contract loans and premium notes .....	9,162,078	1,568,871	2,311,087
15. Net cash from investments (Line 12.8 minus Line 13.7 and Line 14) .....	(728,852,643)	160,872,536	142,904,632
<b>Cash from Financing and Miscellaneous Sources</b>			
16. Cash provided (applied):			
16.1 Surplus notes, capital notes .....			
16.2 Capital and paid in surplus, less treasury stock .....		42,000,000	202,000,000
16.3 Borrowed funds .....			
16.4 Net deposits on deposit-type contracts and other insurance liabilities .....	(15,658,220)	(12,360,568)	13,603,246
16.5 Dividends to stockholders .....			
16.6 Other cash provided (applied) .....	(460,135,988)	(217,092,016)	(33,248,451)
17. Net cash from financing and miscellaneous sources (Line 16.1 through Line 16.4 minus Line 16.5 plus Line 16.6) .....	(475,794,208)	(187,452,584)	182,354,795
<b>RECONCILIATION OF CASH, CASH EQUIVALENTS AND SHORT-TERM INVESTMENTS</b>			
18. Net change in cash, cash equivalents and short-term investments (Line 11, plus Lines 15 and 17) .....	(1,374,705,365)	(2,832,432)	1,449,302,551
19. Cash, cash equivalents and short-term investments:			
19.1 Beginning of year .....	1,841,280,266	391,977,714	391,977,714
19.2 End of period (Line 18 plus Line 19.1) .....	466,574,901	389,145,282	1,841,280,266

Note: Supplemental disclosures of cash flow information for non-cash transactions:

20.0001. Paid in kind interest - Bonds .....	(3,052,852)		
20.0002. Paid in kind interest - Mortgages .....	(2,499,914)		
20.0003. Paid in kind interest - Other Invested Assets .....	(532,536)		
20.0004. Non cash investment transactions - bonds .....	(105,814,120)		(16,952,156)
20.0005. Non cash investment transactions - mortgages .....	(22,779,161)		(12,819,848)
20.0006. Non cash investment transactions - OIA .....	(3,186,861)		(695,513)
20.0007. Bonds received to settle reinsurance transactions .....		(788,094,818)	(7,358,806,886)
20.0008. Assumed premiums from reinsurance transactions .....		795,977,845	9,731,007,102
20.0009. Assumed accrued investment income to settle reinsurance transactions .....		(7,883,028)	(67,799,812)
20.0010. Non cash assumed commission .....			(1,748,112,117)

STATEMENT AS OF SEPTEMBER 30, 2024 OF THE First Allmerica Financial Life Insurance Company

Note: Supplemental disclosures of cash flow information for non-cash transactions:

20.0011. Assumed contract loans from reinsurance transactions .....	.....	.....	(445,042,358)
20.0012. Ceded premiums from reinsurance transactions .....	.....	(645,480,420)	(9,552,043,722)
20.0013. Non cash ceded commissions .....	.....	25,375,958	1,225,379,666
20.0014. FIWH payable and deposit assets on reinsurance ceded .....	.....	620,104,462	8,326,664,056
20.0015. Mortgage received to settle reinsurance transactions .....	.....	.....	(111,245,928)

**EXHIBIT 1****DIRECT PREMIUMS AND DEPOSIT-TYPE CONTRACTS**

	1 Current Year To Date	2 Prior Year To Date	3 Prior Year Ended December 31
1. Individual life .....	29,788,333	31,613,906	39,867,569
2. Group life .....	2,224,048	2,267,525	2,965,592
3. Individual annuities .....	335,826	144,549	182,284
4. Group annuities .....	97,930	764,321	1,083,169
5. Accident & health .....	33,461	31,230	40,417
6. Fraternal .....			
7. Other lines of business .....			
8. Subtotal (Lines 1 through 7) .....	32,479,598	34,821,531	44,139,031
9. Deposit-type contracts .....			
10. Total (Lines 8 and 9)	32,479,598	34,821,531	44,139,031

## Notes to the Financial Statements

### 1. Summary of Significant Accounting Policies and Going Concern

#### A. Accounting Practices

First Allmerica Financial Life Insurance Company (FAFLIC or the Company) is a stock life insurance company organized under the laws of the Commonwealth of Massachusetts, and is a wholly-owned subsidiary of the Commonwealth Annuity and Life Insurance Company (Commonwealth Annuity). FAFLIC insures and reinsures blocks of traditional life, retirement products, and fixed annuities. The Company has issued such products as variable annuities, variable life products, and certain accident & health products, which have been reinsured with and are administered by reinsurers.

The financial statements of FAFLIC are completed in accordance with those statutory accounting practices prescribed or permitted by the Commonwealth of Massachusetts. The National Association of Insurance Commissioners' (NAIC) Accounting Practices and Procedures manual (NAIC SAP) has been fully adopted as a component of prescribed or permitted practices by the Commonwealth of Massachusetts. The Commonwealth of Massachusetts has not issued any permitted practices to the Company.

	SSAP #	F/S Page	F/S Line #	09/30/2024	12/31/2023
Net Income					
(1) State basis (Page 4, Line 35, Columns 1 & 3)	XXX	XXX	XXX	\$ 21,827,564	\$ 7,571,559
(2) State prescribed practices that are an increase / (decrease) from NAIC SAP:					
(3) State permitted practices that are an increase / (decrease) from NAIC SAP:					
(4) NAIC SAP (1-2-3=4)	XXX	XXX	XXX	<u>\$ 21,827,564</u>	<u>\$ 7,571,559</u>
Surplus					
(5) State basis (Page 3, Line 38, Columns 1 & 2)	XXX	XXX	XXX	\$ 121,275,069	\$ 135,372,304
(6) State prescribed practices that are an increase / (decrease) from NAIC SAP:					
(7) State permitted practices that are an increase / (decrease) from NAIC SAP:					
(8) NAIC SAP (5-6-7=8)	XXX	XXX	XXX	<u>\$ 121,275,069</u>	<u>\$ 135,372,304</u>

#### B. Use of Estimates in the Preparation of the Financial Statements

The preparation of financial statements in conformity with Statutory Accounting Principles requires management to make estimates and assumptions that affect the reported amounts of assets and liabilities. It also requires disclosure of contingent assets and liabilities at the date of the financial statements and the reported amounts of revenue and expenses during the period. Actual results could differ from those estimates.

#### C. Accounting Policy

Life premiums are recognized as income over the premium paying period of the related policies. Annuity considerations are recognized as income when received. Deposits on deposit-type contracts are entered directly as a liability when received. Treaties that do not meet the definition of risk transfer are recorded under the rules of deposit accounting as prescribed in Statement of Statutory Accounting Principles (SSAP) No. 61R – *Life, Deposit-Type and Accident and Health Reinsurance*. Expenses incurred in connection with acquiring new insurance business, including acquisition costs such as sales commissions, are charged to operations as incurred. The amount of dividends to be paid to policyholders is determined annually by the Company's Board of Directors. The aggregate amount of policyholder dividends is set such that anticipated revenue from the Closed Block is expected to be sufficient to support future payments for claims, certain expenses and taxes and to provide for the continuation of the dividend scales set in that year. In addition, the Company uses the following accounting policies:

- (1) Short-term investments that have original maturities of greater than three months and less than twelve months at date of purchase are carried at amortized cost, which approximates fair value.
- (2) Bonds not backed by other loans are stated at amortized cost or fair value, using the modified scientific method, in accordance with the NAIC Purposes and Procedures Manual of the Capital Markets and Investment Analysis Office. The Company does not hold SVO - designated securities which would be valued using a systematic value measurement method.
- (3) Common stocks are carried at fair value, except investments in stocks of uncombined subsidiaries and affiliates in which the Company has an interest of 10% or more are carried on the equity basis.
- (4) The Company does not have any preferred stocks.
- (5) Mortgage loans are stated at amortized cost or fair value, in accordance with the NAIC Purposes and Procedures Manual of the Capital Markets and Investment Analysis Office.
- (6) Loan-backed bonds and structured securities are stated at amortized cost using the interest method including anticipated prepayments at the date of purchase in accordance with SSAP No. 43R - *Loan-Backed and Structured Securities*. Changes in prepayment speeds and estimated cash flows from the original purchase assumptions are evaluated quarterly and are accounted for on the prospective basis.
- (7) Investments in common stocks of subsidiaries, controlled and affiliated entities are carried at the Company's share of underlying GAAP equity.
- (8) The Company has ownership interests in limited partnerships, joint ventures, or limited liability entities. The Company carries these interests based upon their proportionate share of the underlying GAAP equity of the investment.
- (9) Derivative instruments are accounted for at fair value. The changes in the fair market value of the derivative instruments are recorded as unrealized gains or unrealized losses until termination.
- (10) The Company does not anticipate investment income as a factor in the premium deficiency calculation.
- (11) Claim reserves are established equal to 100% of the estimated benefit payable.
- (12) The Company did not have a change in the capitalization policy or resultant predefined thresholds from the prior year.
- (13) The Company does not have any pharmaceutical rebate receivables.

#### D. Going Concern

There is no substantial doubt about the Company's ability to continue as a going concern.

## Notes to the Financial Statements

**2. Accounting Changes and Corrections of Errors** - No Significant Changes

**3. Business Combinations and Goodwill** - Not Applicable

**4. Discontinued Operations**

The Company does not have any discontinued operations.

**5. Investments**

A. Mortgage Loans, including Mezzanine Real Estate Loans

- (1) The maximum and minimum lending rates for mortgage loans invested in during 2024 were 11.63% and 1.50%, respectively.
- (2) Maximum percentage of any one loan to the value of security at the time of the loan, exclusive of guaranteed or purchase money mortgages was 100%.
- (3) Taxes, assessments and any amounts advanced and not included in mortgage loan total - None
- (4) Age analysis of mortgage loans and identification of mortgage loans in which the insurer is a participant or co-lender in a mortgage loan agreement

	Farm	Residential		Commercial		Mezzanine	Total
		Insured	All Other	Insured	All Other		
a. Current Year							
1. Recorded Investment (All)							
(a) Current	\$	\$	\$ 1,278,671,903	\$	\$ 1,941,046,097	\$ 374,727,510	\$ 3,594,445,510
(b) 30 - 59 days past due			15,747,746				15,747,746
(c) 60 - 89 days past due			5,304,354				5,304,354
(d) 90 - 179 days past due			4,383,603				4,383,603
(e) 180+ days past due			2,218,145				2,218,145
2. Accruing Interest 90-179 Days Past Due							
(a) Recorded investment	\$	\$	\$	\$	\$	\$	\$
(b) Interest accrued							
3. Accruing Interest 180+ Days Past Due							
(a) Recorded investment	\$	\$	\$	\$	\$	\$	\$
(b) Interest accrued							
4. Interest Reduced							
(a) Recorded investment	\$	\$	\$	\$	\$	\$	\$
(b) Number of loans							
(c) Percent reduced	%	%	%	%	%	%	%
5. Participant or Co-lender in a Mortgage Loan Agreement							
(a) Recorded investment	\$	\$	\$	\$	\$	\$	\$
b. Prior Year							
1. Recorded Investment							
(a) Current	\$	\$	\$ 711,614,986	\$	\$ 497,957,208	\$ 59,863,565	\$ 1,269,435,759
(b) 30 - 59 days past due			9,416,846				9,416,846
(c) 60 - 89 days past due			2,599,253				2,599,253
(d) 90 - 179 days past due			429,832				429,832
(e) 180+ days past due			30,980				30,980
2. Accruing Interest 90-179 Days Past Due							
(a) Recorded investment	\$	\$	\$	\$	\$	\$	\$
(b) Interest accrued							
3. Accruing Interest 180+ Days Past Due							
(a) Recorded investment	\$	\$	\$	\$	\$	\$	\$
(b) Interest accrued							
4. Interest Reduced							
(a) Recorded investment	\$	\$	\$	\$	\$	\$	\$
(b) Number of loans							
(c) Percent reduced	%	%	%	%	%	%	%
5. Participant or Co-lender in a Mortgage Loan Agreement							
(a) Recorded investment	\$	\$	\$	\$	\$	\$	\$

**Notes to the Financial Statements**

**5. Investments (Continued)**

(5) Investment in impaired loans with or without allowance for credit losses and impaired loans subject to a participant or co-lender mortgage loan agreement for which the reporting entity is restricted from unilaterally foreclosing on the mortgage loan

	Farm	Residential		Commercial		Mezzanine	Total
		Insured	All Other	Insured	All Other		
<b>a. Current Year</b>							
1. With allowance for credit losses	\$ .....	\$ .....	\$ .....	\$ .....	\$ .....	\$ .....	\$ .....
2. No allowance for credit losses	.....	.....	48,227	.....	.....	.....	48,227
3. Total (1+2)	<u>\$ .....</u>	<u>\$ .....</u>	<u>\$ 48,227</u>	<u>\$ .....</u>	<u>\$ .....</u>	<u>\$ .....</u>	<u>\$ 48,227</u>
4. Subject to a participant or co-lender mortgage loan agreement for which the reporting entity is restricted from unilaterally foreclosing on the mortgage loan	\$ .....	\$ .....	\$ .....	\$ .....	\$ .....	\$ .....	\$ .....
<b>b. Prior Year</b>							
1. With allowance for credit losses	\$ .....	\$ .....	\$ .....	\$ .....	\$ .....	\$ .....	\$ .....
2. No allowance for credit losses	.....	.....	.....	.....	.....	.....	.....
3. Total (1+2)	<u>\$ .....</u>	<u>\$ .....</u>	<u>\$ .....</u>	<u>\$ .....</u>	<u>\$ .....</u>	<u>\$ .....</u>	<u>\$ .....</u>
4. Subject to a participant or co-lender mortgage loan agreement for which the reporting entity is restricted from unilaterally foreclosing on the mortgage loan	\$ .....	\$ .....	\$ .....	\$ .....	\$ .....	\$ .....	\$ .....

(6) Investment in impaired loans - average recorded investment, interest income recognized, recorded investment on nonaccrual status and amount of interest income recognized using a cash-basis method of accounting

	Farm	Residential		Commercial		Mezzanine	Total
		Insured	All Other	Insured	All Other		
<b>a. Current Year</b>							
1. Average recorded investment	\$ .....	\$ .....	48,227	\$ .....	\$ .....	\$ .....	48,227
2. Interest income recognized	.....	.....	2,369	.....	.....	.....	2,369
3. Recorded investments on nonaccrual status	.....	.....	6,601,748	.....	.....	.....	6,601,748
4. Amount of interest income recognized using a cash-basis method of accounting	.....	.....	83,764	.....	.....	.....	83,764
<b>b. Prior Year</b>							
1. Average recorded investment	\$ .....	\$ .....	48,687	\$ .....	\$ .....	\$ .....	48,687
2. Interest income recognized	.....	.....	2,449	.....	.....	.....	2,449
3. Recorded investments on nonaccrual status	.....	.....	460,812	.....	.....	.....	460,812
4. Amount of interest income recognized using a cash-basis method of accounting	.....	.....	44,789	.....	.....	.....	44,789

(7) Allowance for credit losses - Not Applicable

(8) Mortgage loans derecognized as a result of foreclosure - None

(9) The Company recognizes interest income on its impaired loans upon receipt.

B. Debt Restructuring - Not Applicable

C. Reverse Mortgages - Not Applicable

D. Loan-Backed Securities

(1) Loan-backed and structured securities ("LBASS") are valued and reported in accordance with Statement of Statutory Accounting Principles ("SSAP") 43R – Loan-Backed and Structured Securities. Prepayment assumptions are primarily obtained from external sources or internal estimates. These assumptions are consistent with the current interest rate and economic environment. The prospective adjustment method is used on most non-agency LBASS. Fair values are based on independent pricing sources. The Company reviews securities at least quarterly for other-than-temporary impairments ("OTTI") using current cash flow assumptions. The Company has recognized an OTTI charge on loan-backed securities of \$121,671 and \$1,472,850 for the nine months ending September 30, 2024 and for the year ended December 31, 2023, respectively.

(2) Loan-backed and structured securities with a recognized other-than-temporary impairment (OTTI) - Not Applicable

**Notes to the Financial Statements**

**5. Investments (Continued)**

(3) Securities held that were other-than-temporarily impaired due to the present value of cash flows expected to be collected was less than the amortized cost of securities

(1)	(2)	(3)	(4)	(5)	(6)	(7)
CUSIP	Book/Adjusted Carrying Value Amortized Cost Before Current Period OTTI	Present Value of Projected Cash Flows	Recognized OTTI	Amortized Cost After OTTI	Fair Value at Time of OTTI	Date of Financial Statement Where Reported
...12566XAK4...	\$ 166,045	\$ 158,487	\$ 7,557	\$ 158,487	\$ 150,822	03/31/2024
...12665EAE0...	7,627,703	7,522,807	104,896	7,522,807	7,522,807	06/30/2024
...456612AA8...	3,548,468	3,539,251	9,218	3,539,251	3,271,309	09/30/2024
Total			<u>\$ 121,671</u>			

(4) All impaired securities for which an OTTI has not been recognized in earnings as a realized loss

a. The aggregate amount of unrealized losses:

- 1. Less than 12 months ..... \$ (3,952,987)
- 2. 12 months or longer ..... (13,139,216)

b. The aggregate related fair value of securities with unrealized losses:

- 1. Less than 12 months ..... \$ 507,162,746
- 2. 12 months or longer ..... 171,742,086

(5) The Company evaluates whether credit impairment exists by considering primarily the following factors: a) changes in the financial condition, credit rating and near term prospects of the issuer, b) whether the issuer is current on contractually obligated interest and principal payments, c) changes in the financial condition of the security's underlying collateral, d) the payment structure of the security and e) the length of time and extent to which the fair value has been less than amortized cost of the security.

- E. Dollar Repurchase Agreements and/or Securities Lending Transactions - Not Applicable
- F. Repurchase Agreements Transactions Accounted for as Secured Borrowing - Not Applicable
- G. Reverse Repurchase Agreements Transactions Accounted for as Secured Borrowing - Not Applicable
- H. Repurchase Agreements Transactions Accounted for as a Sale - Not Applicable
- I. Reverse Repurchase Agreements Transactions Accounted for as a Sale - Not Applicable
- J. Real Estate - Not Applicable
- K. Low-Income Housing Tax Credits (LIHTC) - Not Applicable



**Notes to the Financial Statements**

**5. Investments (Continued)**

L. Restricted Assets

(1) Restricted assets (including pledged)

Restricted Asset Category	Gross (Admitted & Nonadmitted) Restricted							Current Year				
	Current Year							Current Year				
	(1)	(2)	(3)	(4)	(5)	(6)	(7)	(8)	(9)	(10)	(11)	
	Total General Account (G/A)	G/A Supporting Separate Account (S/A) Activity	Total S/A Restricted Assets	S/A Assets Supporting G/A Activity	Total (1 + 3)	Total From Prior Year	Increase / (Decrease) (5 - 6)	Total Nonadmitted Restricted	Total Admitted Restricted (5-8)	Gross (Admitted & Nonadmitted) Restricted to Total Assets, %	Admitted Restricted to Total Admitted Assets, %	
a. Subject to contractual obligation for which liability is not shown	\$	\$	\$	\$	\$	\$	\$	\$	\$	%	%	
b. Collateral held under security lending agreements												
c. Subject to repurchase agreements												
d. Subject to reverse repurchase agreements												
e. Subject to dollar repurchase agreements												
f. Subject to dollar reverse repurchase agreements												
g. Placed under option contracts												
h. Letter stock or securities restricted as to sale - excluding FHLB capital stock												
i. FHLB capital stock	5,000,000				5,000,000	3,091,100	1,908,900		5,000,000	0.032	0.033	
j. On deposit with states	12,205,977				12,205,977	12,220,509	(14,532)		12,205,977	0.079	0.079	
k. On deposit with other regulatory bodies												
l. Pledged as collateral to FHLB (including assets backing funding agreements)	1,350,225				1,350,225		1,350,225		1,350,225	0.009	0.009	
m. Pledged as collateral not captured in other categories	22,218,178				22,218,178		22,218,178		22,218,178	0.143	0.145	
n. Other restricted assets												
o. Total restricted assets (Sum of a through n)	\$ 40,774,380	\$	\$	\$	\$ 40,774,380	\$ 15,311,609	\$ 25,462,771	\$	\$ 40,774,380	0.263 %	0.266 %	

(2) Detail of assets pledged as collateral not captured in other categories (contracts that share similar characteristics, such as reinsurance and derivatives, are reported in the aggregate)

Description of Assets	Gross (Admitted & Nonadmitted) Restricted							Percentage			
	Current Year							Current Year			
	(1)	(2)	(3)	(4)	(5)	(6)	(7)	(8)	(9)	(10)	
	Total General Account (G/A)	G/A Supporting Separate Account (S/A) Activity	Total S/A Restricted Assets	S/A Assets Supporting G/A Activity	Total (1 + 3)	Total From Prior Year	Increase/ (Decrease) (5 - 6)	Total Current Year Admitted Restricted	Gross (Admitted & Nonadmitted) Restricted to Total Assets, %	Admitted Restricted to Total Admitted Assets, %	
Derivative - Securities Pledged	\$ 19,718,178	\$	\$	\$	\$ 19,718,178	\$	\$ 19,718,178	\$ 19,718,178	0.127 %	0.128 %	
Derivative - Cash Pledged	2,500,000				2,500,000		2,500,000	2,500,000	0.016	0.016	
Total	\$ 22,218,178	\$	\$	\$	\$ 22,218,178	\$	\$ 22,218,178	\$ 22,218,178	0.143 %	0.145 %	

(3) Detail of other restricted assets (contracts that share similar characteristics, such as reinsurance and derivatives, are reported in the aggregate) - Not Applicable

**Notes to the Financial Statements**

**5. Investments (Continued)**

(4) Collateral received and reflected as assets within the reporting entity's financial statements

Collateral Assets	(1)	(2)	(3)	(4)
	Book/Adjusted Carrying Value (BACV)	Fair Value	% of BACV to Total Assets (Admitted and Nonadmitted)	% of BACV to Total Admitted Assets
<b>General Account:</b>				
a. Cash, cash equivalents and short-term investments	\$ 280,000	\$ 280,000	0.002 %	0.002 %
b. Schedule D, Part 1				
c. Schedule D, Part 2, Section 1				
d. Schedule D, Part 2, Section 2				
e. Schedule B				
f. Schedule A				
g. Schedule BA, Part 1				
h. Schedule DL, Part 1				
i. Other				
<b>j. Total Collateral Assets</b>	<b>\$ 280,000</b>	<b>\$ 280,000</b>	<b>0.002 %</b>	<b>0.002 %</b>
<b>Separate Account:</b>				
k. Cash, cash equivalents and short-term investments	\$	\$	%	%
l. Schedule D, Part 1				
m. Schedule D, Part 2, Section 1				
n. Schedule D, Part 2, Section 2				
o. Schedule B				
p. Schedule A				
q. Schedule BA, Part 1				
r. Schedule DL, Part 1				
s. Other				
<b>t. Total Collateral Assets</b>	<b>\$</b>	<b>\$</b>	<b>%</b>	<b>%</b>
			(1)	(2)
			Amount	% of Liability to Total Liabilities
u. Recognized Obligation to Return Collateral Asset (General Account)			\$ 280,000	0.002 %
v. Recognized Obligation to Return Collateral Asset (Separate Account)			\$	%

M. Working Capital Finance Investments - Not Applicable

N. Offsetting and Netting of Assets and Liabilities - Not Applicable

O. 5GI Securities

Investment	Number of 5GI Securities		Aggregate BACV		Aggregate Fair Value	
	09/30/2024	12/31/2023	09/30/2024	12/31/2023	09/30/2024	12/31/2023
(1) Bonds - amortized cost			\$	\$	\$	\$
(2) LB & SS - amortized cost	14	1	23,310,264	152,269	23,124,429	150,479
(3) Preferred stock - amortized cost						
(4) Preferred stock - fair value						
<b>(5) Total (1+2+3+4)</b>	<b>14</b>	<b>1</b>	<b>\$ 23,310,264</b>	<b>\$ 152,269</b>	<b>\$ 23,124,429</b>	<b>\$ 150,479</b>

P. Short Sales - Not Applicable

Q. Prepayment Penalty and Acceleration Fees

	General Account	Separate Account
(1) Number of CUSIPs	2	
(2) Aggregate amount of investment income	\$ 117,266	\$

R. Reporting Entity's Share of Cash Pool by Asset type - Not Applicable

**6. Joint Ventures, Partnerships and Limited Liability Companies**

A. Investments in Joint Ventures, Partnerships or Limited Liability Companies that Exceed 10% of Admitted Assets

The Company has no investments in joint venture, partnerships or limited liability companies that exceeded 10% of total admitted assets as of September 30, 2024 and December 31, 2023, respectively.

B. Impaired Investments in Joint Ventures, Partnerships and Limited Liability Companies

The Company recognizes impairments when it is probable that it will be unable to recover the carrying amount of the investment or there is evidence indicating inability of the investee to sustain earnings that would justify the carrying value of the investment. The Company did not have any impairments in joint ventures, partnerships, or limited liability companies for the period ending September 30, 2024 and year ended December 31, 2023, respectively.

## Notes to the Financial Statements

### 7. Investment Income

The Company did not have due and accrued income over 90 days past due that was excluded from surplus as of September 30, 2024 and December 31, 2023, respectively.

C. The gross, nonadmitted and admitted amounts for interest income due and accrued

	Interest Income Due and Accrued	Amount
1.	Gross.....	\$ 136,211,145
2.	Nonadmitted.....	\$ —
3.	Admitted.....	\$ 136,211,145

D. The aggregate deferred interest - None

E. The cumulative amounts of paid-in-kind (PIK) interest included in the current principal balance

	Amount
Cumulative amounts of PIK interest included in the current principal balance.....	\$ 6,326,989

### 8. Derivative Instruments

A. Derivatives under SSAP No. 86 - Derivatives

- (1) The Company's derivative instruments are primarily used to hedge a wide range of risks including interest rate risk, equity market risk, and foreign currency exchange rate risk. The Company receives collateral from its derivative counterparties to limit credit risk.
- (2) The Company limits its net exposure to equity market risk by entering into equity index futures. The Company uses cross currency swaps and currency forwards to hedge currency risk. The Company utilizes interest rate swaps to hedge exposure to interest rate risk. The total carrying value of derivative assets were \$108,886 and \$0 as of September 30, 2024 and December 31, 2023, respectively.
- (3) The Company has designated cash flow hedge interest rate swaps to hedge the interest rate risk associated with floating rate investments and fair value hedge cross currency swaps to hedge the foreign currency risk associated with foreign currency-denominated bonds. The derivatives that hedge those assets are valued in a manner consistent with the underlying hedged item, which are carried at amortized cost. The Company also enters into the derivatives that do not qualify for hedge accounting under SSAP 86, including currency forwards, cross currency swaps, and equity index future as economic hedges. These derivatives are accounted for under the fair value method of accounting, with changes in fair value recorded as unrealized investment gains or losses.
- (4) Derivative contracts with financing premiums - Not Applicable
- (5) Net gain or loss recognized - Not Applicable
- (6) Net gain or loss recognized from derivatives no longer qualifying for hedge accounting - Not Applicable
- (7) Derivatives accounted for as cash flow hedges of a forecasted transaction - Not Applicable
- (8) Premium Cost for Derivative Contracts - Not Applicable
- (9) Derivative Component Values - None

B. Derivatives under SSAP No. 108 - Derivative Hedging Variable Annuity Guarantees (Life/Fraternal Only) - Not Applicable

### 9. Income Taxes - No Significant Changes

### 10. Information Concerning Parent, Subsidiaries, Affiliates and Other Related Parties

A. Nature of Relationships

On February 1, 2021, KKR & Co. Inc. ("KKR") indirectly acquired a majority interest in the Company following the merger of Global Atlantic Financial Group Limited ("GAFGL") and Magnolia Merger Sub Limited, with GAFGL as the surviving entity of the merger transaction. Prior to the merger transaction, Magnolia Merger Sub Limited was a Bermuda exempted company, a direct wholly owned subsidiary of Magnolia Parent LLC (now known as The Global Atlantic Financial Group LLC or "TGAFGL") and an indirect subsidiary of KKR. Accordingly, TGAFGL is now the holding company of GAFGL and KKR is deemed the ultimate controlling person of FAFLIC.

The Company is organized as a stock life insurance company and is a wholly-owned direct subsidiary of Commonwealth Annuity. Commonwealth Annuity is a wholly-owned indirect subsidiary of TGAFGL, a Bermuda company.

On January 2, 2024, KKR acquired all the remaining equity interests in Global Atlantic that KKR did not already own. As of January 2, 2024, KKR owns 100.0% of Global Atlantic.

The Company invests in asset backed securities and similar investments, some of which are issued by affiliated entities. Those investments are disclosed in investments schedules, and in footnote 10B, as applicable; affiliated entities and transactions are disclosed in Schedule Y. The company modified its affiliated entity listing to include SPV entities which were previously classified as unaffiliated. Investments in these entities are also reflected as affiliated investments.

B. Detail of Transactions Greater than ½ of 1% of total admitted assets:

On September 6, 2024, the Company entered into a Senior Secured Revolving Loan and Security Agreement with SBKR 2024-1, LLC (the "SBKR Borrower"), an affiliated entity of the Company, in which the Company committed to purchase \$160,000,000 in the aggregate of revolving loans from the SBKR Borrower. The revolving loans are secured by the SBKR Borrower's interests in rail and intermodal assets.

On July 17, 2024, the Company purchased \$81,918,328 of collateralized loan obligations from Forethought Life Insurance Company, an affiliated insurance company, in exchange for cash.

The combined sum of the following transactions exceeds ½ of 1% of the Company's net admitted assets:

On July 17, 2024, the Company purchased \$146,559,022 of collateralized loan obligations ("CLOs") from Commonwealth Annuity and Life Insurance Company, an affiliated insurance company, in exchange for cash.

On June 6, 2024, the Company purchased \$15,156,954 of CLOs from Commonwealth Annuity and Life Insurance Company in exchange for cash.

## Notes to the Financial Statements

### 10. Information Concerning Parent, Subsidiaries, Affiliates and Other Related Parties (Continued)

The combined sum of the following transactions exceeds ½ of 1% of the Company's net admitted assets:

On July 17, 2024, the Company purchased \$108,090,995 of commercial mortgage loans ("CMLs") from Commonwealth Annuity and Life Insurance Company, an affiliated insurance company, in exchange for cash.

On January 18, 2024, the Company purchased \$37,905,000 of CMLs from Commonwealth Annuity and Life Insurance Company in exchange for cash.

On July 8, 2024, the Company committed to purchase \$350,000,000 of revolving credit loans from CyrusOne U.S. Funding LLC (the "CyrusOne Borrower") through an assignment and acceptance agreement with KKR Corporate Lending LLC ("Lending LLC"). Each of CyrusOne Borrower and Lending LLC are affiliated entities of the Company. The revolving credit loans are secured by the CyrusOne Borrower's interests in various real estate properties.

On June 25, 2024, the Company committed to purchase \$421,156,000 of senior and mezzanine loans from certain entities that are affiliates of the Company (the "Catalyst Borrowers")(collectively, the "Catalyst Loans"). The Catalyst Loans are secured by the Catalyst Borrowers' interests in various multi-family residential buildings.

Further details on the Catalyst Loans are as follows:

Senior Loans: \$241,756,000  
Mezzanine Loans: \$179,400,000

Total Loans Purchased by the Company: \$421,156,000

On June 14, 2024, the Company entered into a Mezzanine Loan Agreement with Hatteras Mezzanine LLC (the "Hatteras Borrower"), an affiliated entity of the Company, in which the Company committed to purchase \$92,400,000 in promissory notes issued by Hatteras Mezzanine LLC. The notes are secured by the Hatteras Borrower's interests in a portfolio of 11 medical office buildings.

On June 4, 2024, the Company entered into a Loan and Security Agreement with CRTBS 2024 LLC (the "CRTBS Borrower"), an affiliated entity of the Company, in which the Company committed to provide Canadian dollar-denominated loans in an aggregate total of approximately \$173,054,480 (CAD 236,807,750) to the CRTBS Borrower. The loans are secured by the CRTBS Borrower's interests in a partnership that owns an electricity transmission line in Newfoundland, Canada. Canadian dollars have been converted into U.S. dollars at the exchange rate in effect as of June 4, 2024.

As of May 31, 2024, the Company has purchased approximately \$177,478,256 of certain residential mortgage loans, via participation, from eResi Capital Trust ("eResi"), a wholly-owned indirect subsidiary of TGAFGL. The mortgage loans are made to unaffiliated borrowers and are either originated by an eResi subsidiary (Emporium TPO, LLC) or purchased from unaffiliated correspondent sellers (which in turn sell such mortgage loans to eResi). The loans are purchased by the Company at eResi's cost plus a spread to reimburse eResi for originating and purchasing the relevant mortgage loan.

The sum of the following transaction exceeds ½ of 1% of the Company's net admitted assets. On April 25, 2024, the Company committed to purchasing up to \$300,000,000 of Notes issued by JGBY Trust 2024-1 (notes secured by home improvement loans to third party borrowers) (collectively, the "Commitment Amounts"). JGBY Trust 2024-1 is a non-insurance affiliate of the Company. The Notes are comprised of Class A, Class B, Class C, Class D, Class E, and Class R notes.

Further details on the Notes and Commitment Amounts are as follows:

Class A Notes: \$202,500,000  
Class B Notes: \$43,500,000  
Class C Notes: \$15,000,000  
Class D Notes: \$6,000,000  
Class E Notes: \$3,000,000  
Class R Notes: \$30,000,000

Total Notes Purchased by the Company: \$300,000,000

On December 21, 2023, the Company purchased \$64,715,295 of commercial mortgage loans from Commonwealth Annuity and Life Insurance Company, its direct parent and an affiliated insurance company, in exchange for cash.

On December 21, 2023, the Company sold \$36,814,035 of commercial mortgage loans to Forethought Life Insurance Company, an affiliated insurance company, in exchange for cash.

The combined sums of the following November transactions exceed ½ of 1% of the Company's net admitted assets:

On November 2, 2023, the Company sold \$5,413,290 of unaffiliated corporate bonds to Forethought Life Insurance Company, an affiliated insurance company, in exchange for cash.

On November 29, 2023, the Company sold \$56,836,223 of unaffiliated corporate bonds to Forethought Life Insurance Company in exchange for cash.

On November 15, 2023, the Company received a \$160,000,000 capital contribution from Commonwealth Annuity and Life Insurance Company, its direct parent and an affiliated insurance company.

On October 25, 2023, the Company purchased \$34,059,879 of corporate obligations from Commonwealth Annuity and Life Insurance Company, its direct parent and an affiliated insurance company, in exchange for cash.

On May 12, 2023, Forethought Life Insurance Company, an affiliated insurance company, issued a note with a principal sum of \$50,000,000 at a rate per annum equal to 4.23%, with a maturity date of June 30, 2023 to the Company. There were no outstanding balances on the note as of September 30, 2024.

On April 25, 2023, the Company sold \$36,202,204 of corporate obligations to Forethought Life Insurance Company, an affiliated insurance company, in exchange for cash.

On April 25, 2023, the Company purchased \$44,640,703 of commercial mortgage loans from Commonwealth Annuity and Life Insurance Company, its direct parent and affiliated insurance company, in exchange for cash.

## Notes to the Financial Statements

### 10. Information Concerning Parent, Subsidiaries, Affiliates and Other Related Parties (Continued)

On February 21, 2023, the Company purchased \$49,940,504 of asset backed securities from Commonwealth Annuity and Life Insurance Company, its direct parent, in exchange for cash.

C. Transactions With Related Party Who Are Not Reported on Schedule Y - None

D. Amounts due to or from Related Parties

As of September 30, 2024 the Company reported a receivable from parent, subsidiaries and affiliates of \$0 and a payable of \$1,215,234. As of December 31, 2023, the Company reported a receivable from parent, subsidiaries and affiliates of \$0 and a payable of \$6,054,122. Intercompany balances are settled on a monthly basis.

E. Management, Service Contracts, Cost Sharing Arrangements

On February 1, 2021, FAFLIC entered into an investment management agreement with Kohlberg Kravis Roberts & Co. L.P., a Delaware limited partnership and KKR subsidiary. The Company recorded expenses for this agreement of \$25,435,008 and \$17,281,330 for the periods ended September 30, 2024, and December 31, 2023, respectively.

The Company has entered into administration, shared services, management services, and investment management services agreements with related parties. These affiliates provide legal, compliance, technology, operations, financial reporting, human resources, risk management, distribution services, use of facilities and such other services as the parties may agree to from time to time. The Company recorded expenses for these agreements of \$37,826,447 and \$34,034,255 for the years ended September 30, 2024 and December 31, 2023, respectively.

The Company has agreements with affiliated parties to receive and pay certain fee income and expenses related to policyholder administration of \$19,180,423 and \$12,692,078 as of September 30, 2024 and December 31, 2023, respectively and had a net \$6,097,039 and \$2,230,838 receivable at September 30, 2024 and December 31, 2023, respectively.

F. Guarantees or Contingencies for Related Parties

On December 19, 2012, Commonwealth Annuity entered into an agreement to guarantee the performance of the Company, related to a reinsured block of fixed annuities.

G. Nature of Relationships that Could Affect Operations

The Company has entered into a Services and Expenses Agreement, with GAFC, as amended, pursuant to which GAFC and other affiliates will provide certain services to the Company, including, but not limited to, seconding employees and providing management services, administrative support, and use of facilities.

H. Amount Deducted for Investment in Upstream Company - Not Applicable

I. Detail of Investments in Affiliates Greater Than 10% of Admitted Assets - Not Applicable

J. Write-Down for Impairments of Investments in Subsidiary Controlled or Affiliated Companies - Not Applicable

K. Foreign Subsidiary Value Using CARVM - Not Applicable

L. Downstream Holding Company Value Using Look-Through Method - Not Applicable

M. All SCA Investments - Not Applicable

N. Investment in Insurance SCAs - Not Applicable

O. SCA and SSAP No. 48 Entity Loss Tracking - None

### 11. Debt

A. Debt, Including Capital Notes - Not Applicable

B. FHLB (Federal Home Loan Bank) Agreements

(1) The Company is a member of the Federal Home Loan Bank (FHLB) Boston. Through its membership, the Company has the ability to conduct business activity (borrowings with the FHLB). It is part of the Company's strategy to utilize these funds as a key source of liquidity and to promote liability-driven duration management. The Company has determined the actual/estimated maximum borrowing capacity as \$1,229,000,000. The Company calculated this amount in accordance with current and potential acquisitions of FHLB capital stock.

**Notes to the Financial Statements**

**11. Debt (Continued)**

(2) FHLB capital stock

(a) Aggregate totals

	(1) Total (2+3)	(2) General Account	(3) Separate Accounts
1. Current Year			
(a) Membership stock - Class A	\$ .....	\$ .....	\$ .....
(b) Membership stock - Class B	5,000,000	5,000,000	
(c) Activity stock			
(d) Excess stock			
(e) Aggregate total (a+b+c+d)	\$ 5,000,000	\$ 5,000,000	\$ .....
(f) Actual or estimated borrowing capacity as determined by the insurer	\$ 1,229,000,000		
2. Prior Year-End			
(a) Membership stock - Class A	\$ .....	\$ .....	\$ .....
(b) Membership stock - Class B	3,091,100	3,091,100	
(c) Activity stock			
(d) Excess stock			
(e) Aggregate total (a+b+c+d)	\$ 3,091,100	\$ 3,091,100	\$ .....
(f) Actual or estimated borrowing capacity as determined by the insurer	\$ 1,243,000,000		

(b) Membership stock (class A and B) eligible and not eligible for redemption

	(1) Current Year Total (2+3+4+5+6)	(2) Not Eligible for Redemption	Eligible for Redemption			
			(3) Less Than 6 Months	(4) 6 Months to Less Than 1 Year	(5) 1 to Less Than 3 Years	(6) 3 to 5 Years
Membership Stock						
1. Class A	\$ .....	\$ .....	\$ .....	\$ .....	\$ .....	\$ .....
2. Class B	\$ 5,000,000	\$ 5,000,000	\$ .....	\$ .....	\$ .....	\$ .....

(3) Collateral pledged to FHLB

(a) Amount pledged as of reporting date

	(1) Fair Value	(2) Carrying Value	(3) Aggregate Total Borrowing
1. Current year total general and separate accounts total collateral pledged (Lines 2+3)	\$ 1,496,024	\$ 1,350,225	\$ .....
2. Current year general account total collateral pledged	1,496,024	1,350,225	
3. Current year separate accounts total collateral pledged			
4. Prior year-end total general and separate accounts total collateral pledged	1,508,106	1,354,202	

(b) Maximum amount pledged during reporting period

	(1) Fair Value	(2) Carrying Value	(3) Amount Borrowed at Time of Maximum Collateral
1. Current year total general and separate accounts maximum collateral pledged (Lines 2+3)	\$ 1,508,106	\$ 1,354,202	\$ .....
2. Current year general account maximum collateral pledged	1,508,106	1,354,202	
3. Current year separate accounts maximum collateral pledged			
4. Prior year-end total general and separate accounts maximum collateral pledged	1,553,220	1,357,949	

**Notes to the Financial Statements**

**11. Debt (Continued)**

(4) Borrowing from FHLB

(a) Amount as of the reporting date

	(1)	(2)	(3)	(4)
	Total (2+3)	General Account	Separate Accounts	Funding Agreements Reserves Established
1. Current Year				
(a) Debt	\$	\$	\$	XXX
(b) Funding agreements				\$
(c) Other				XXX
(d) Aggregate total (a+b+c)	\$	\$	\$	\$
2. Prior Year-end				
(a) Debt	\$	\$	\$	XXX
(b) Funding agreements				\$
(c) Other				XXX
(d) Aggregate total (a+b+c)	\$	\$	\$	\$

(b) Maximum amount during reporting period (current year)

	(1) Total (2+3)	(2) General Account	(3) Separate Accounts
1. Debt	\$	\$	\$
2. Funding agreements			
3. Other			
4. Aggregate total (Lines 1+2+3)	\$	\$	\$

(c) FHLB - Prepayment obligations

	Does the company have prepayment obligations under the following arrangements (YES/NO)?
1. Debt	NO
2. Funding agreements	NO
3. Other	NO

**12. Retirement Plans, Deferred Compensation, Postemployment Benefits and Compensated Absences and Other Postretirement Benefit Plans**

- A. Defined Benefit Plan - Not Applicable
- B. Investment Policies and Strategies of Plan Assets - Not Applicable
- C. Fair Value of Each Class of Plan Assets - Not Applicable
- D. Expected Long-Term Rate of Return for the Plan Assets - Not Applicable
- E. Defined Contribution Plans - Not Applicable
- F. Multiemployer Plans - Not Applicable
- G. Consolidated/Holding Company Plans

The Company is allocated a share of the costs of the GAFC employee-sponsored defined contribution plans. GAFC matches 100% of the first 6% of eligible compensation contributed by participants. The allocated expense for the nine months ended September 30, 2024 and year ended December 31, 2023 was \$352,478 and \$397,596, respectively.

- H. Postemployment Benefits and Compensated Absences - Not Applicable
- I. Impact of Medicare Modernization Act on Postretirement Benefits (INT 04-17) - Not Applicable

**13. Capital and Surplus, Dividend Restrictions and Quasi-Reorganizations**

- A. The Company has 1,000,000 shares authorized, 500,001 shares issues and outstanding, par value \$10.00 per share.
- B. The Company has no preferred stock outstanding.
- C. Massachusetts has enacted laws governing the payment of dividends and other distributions to stockholders by insurers. These laws affect the dividend paying ability of the Company. Pursuant to Massachusetts statutes, the maximum amount of dividends and other distributions that an insurer may pay in any twelve month period, without prior approval of the MA DOI, is limited to the greater of the Company's statutory net gains from operations of the preceding December 31 or 10% of the statutory policyholder's surplus as of the preceding December 31. Any dividend from the Company to Commonwealth Annuity requires prior approval of the MA DOI since dividends may not be paid from negative unassigned funds.
- D. As of September 30, 2024 and December 31, 2023, no dividends were paid.
- E. Within the limitations of (C) above, there are no restrictions placed on the portion of Company profits that may be paid as ordinary dividends to stockholders

## Notes to the Financial Statements

### 13. Capital and Surplus, Dividend Restrictions and Quasi-Reorganizations (Continued)

- F. The Company has no restrictions on the use of the Company's unassigned surplus and all unassigned surplus is held for the benefit of the shareholders.
- G. The Company has no surplus advances.
- H. Stock Held for Special Purposes  
None of the Company's stock is held for special purposes.
- I. Changes in Special Surplus Funds - Not Applicable
- J. Unassigned Funds (Surplus)  
Unassigned funds (surplus) was reset to zero as of June 30, 2021, due to a quasi-reorganization described in footnote 13L. The portion of unassigned funds represented or reduced by cumulative unrealized gains and losses are \$(6,027,858) and \$283,614, at September 30, 2024 and December 31, 2023, respectively.
- K. Company-Issued Surplus Debentures or Similar Obligations - Not Applicable
- L. Impact of Any Restatement Due to Prior Quasi-Reorganizations - Not Applicable
- M. Quasi-Reorganization pursuant to SSAP No. 72 - effective date June 30, 2021.

### 14. Liabilities, Contingencies and Assessments

- A. Contingent Commitments
- (1) Commitments or contingent commitment(s) to an SCA entity, joint venture, partnership, or limited liability company  
The Company invests in certain joint ventures, limited liability companies (LLC's) and partnerships, and in some cases makes a commitment for additional investment up to a maximum invested amount.  
  
As of September 30, 2024 commitments to make additional investments to joint ventures, LLC's, and partnerships total \$4,489,032.
- (2) Nature and circumstances of guarantee - None
- (3) Aggregate compilation of guarantee obligations - None
- B. Assessments
- (1) Unfavorable economic conditions may contribute to an increase in the number of insurance companies that are under regulatory supervision. This may result in an increase in mandatory assessments by state guaranty funds, or voluntary payments by solvent insurance companies to cover losses to policyholders of insolvent or rehabilitated companies. Mandatory assessments, which are subject to statutory limits, can be partially recovered through a reduction in future premium taxes in some states. The Company is not able to reasonably estimate the potential impact of any such future assessments or voluntary payments.
- (3) Guaranty fund liabilities and assets related to long-term care insolvencies - None
- C. Gain Contingencies - Not Applicable
- D. Claims Related Extra Contractual Obligation and Bad Faith Losses Stemming from Lawsuits - Not Applicable
- E. Joint and Several Liabilities - Not Applicable
- F. All Other Contingencies

The Company may be involved from time to time in judicial, regulatory and arbitration proceedings concerning matters arising in connection with the conduct of its business. The Hanover Insurance Group, Inc. (THG) has agreed to indemnify the Company and Commonwealth Annuity with respect to certain of these matters as provided in the Stock Purchase Agreement. Management believes, based on currently available information, that the results of such proceedings, in the aggregate, will not have a material adverse effect on the Company's financial condition. Given the inherent difficulty of predicting the outcome of the Company's litigation and regulatory matters, particularly in cases or proceedings in which substantial or indeterminate damages or fines are sought, the Company cannot estimate losses, or ranges of losses, for cases or proceedings where there is only a reasonable possibility that a loss may be incurred. However, the Company believes that at the present time there are no pending or threatened lawsuits or regulatory proceedings that are reasonably likely to have a material adverse effect on the Company's consolidated financial position.

In addition, the Company is involved, from time to time, in investigations and proceedings by governmental and self-regulatory agencies, which may include investigations into such matters as revenue sharing, claims payment practices, unclaimed property escheatment practices, and other matters. A number of companies have announced settlements of enforcement actions related to such matters with various regulatory agencies, including the SEC, which has included a range of monetary penalties and restitution. The Company is not currently involved in any such investigations or proceedings, though there can be no assurance that such investigations or proceedings may not arise in the future.

In connection with the process of converting over 500,000 in-force life insurance policies (representing policies for both the Company and Accordia) from systems managed by Athene Holdings Limited to the platform of one of our third party service providers DXC, or the "Conversion," the Company and Accordia expect to incur a variety of litigation-related costs. On June 28, 2018 a subsidiary of Athene and FAFLIC entered into a consent order with the New York State Department of Financial Services, or "NYSDFS," relating to the NYSDFS' market conduct examination findings that related primarily to disruptions in servicing caused by the Conversion. Pursuant to the consent order, Athene paid the NYSDFS a fine of \$15 million and will also take corrective actions and provide remediation to policyholders impacted by the Conversion. The agreements between the Company, Commonwealth Annuity and Athene provide indemnities to Athene, including for fines and penalties resulting from violations of law. Commonwealth Annuity has reimbursed Athene an amount equal to the NYSDFS fine in July, 2018. As of December 31, 2023 the Company no longer holds reserves for costs related to certain aspects of the corrective actions agreed under the consent order.

The Company's ultimate legal and financial responsibility cannot be estimated at this time.

The Company's sister company, Accordia Life and Annuity Company is a defendant in a putative policyholder class action, *Clapp, et al. v. Accordia Life and Annuity Company, et al.*, in the Central District of Illinois. Plaintiffs in *Clapp* filed a Motion for Preliminary Approval of Class Settlement on May 10, 2019, which was granted by the Court on June 7, 2019. The Court granted final approval on June 23, 2020. Although the Company is not a party to that lawsuit, it is a released party pursuant to the terms of the settlement agreement and some FAFLIC policyholders are members of the settlement class.



## Notes to the Financial Statements

### 14. Liabilities, Contingencies and Assessments (Continued)

In connection with a cybersecurity incident on May 29, 2023, related to services provided to several companies by Pension Benefits Information LLC, and its use of MOVEit software ("PBI/MOVEit Incident"), The Global Atlantic Financial Group LLC or some of its affiliates have received a total of five putative class action complaints alleging failure to properly secure and safeguard customers' sensitive information. Four cases originated in United States District Court for the Southern District of New York: Clancy, Michael v. The Global Atlantic Financial Group LLC (1:23-cv-07975) filed September 8, 2023, Guzman, Marcelina v. The Global Atlantic Financial Group LLC (1:23-cv-08150) filed September 14, 2023, and Hendrix, Eudoice v. Global Atlantic Financial Company, Accordia Life and Annuity Company, Commonwealth Annuity and Life Insurance Company, First Allmerica Financial Life Insurance Company and Forethought Life Insurance Company (1:23-cv-08058) filed September 12, 2023, and Bernstein, Michael v. The Global Atlantic Financial Group LLC (1:23-cv-9868) filed in New York state court September 15, 2023. A fifth case was filed in the United States District Court for the Southern District of Indiana, but subsequently was voluntarily dismissed: Hansa v. Forethought Life Insurance Company, Global Atlantic Insurance Network LLC, and The Global Atlantic Financial Group LLC (1:23-cv-01549) filed August 28, 2023. The Company itself is currently a party only in the Hendrix case. A judicial panel consolidated certain PBI/MOVEit Incident-related litigation in an MDL and transferred the cases to the District of Massachusetts. This order applies to all matters against The Global Atlantic Financial Group LLC and its affiliates.

### 15. Leases

- A. Lessee Operating Lease - Not Applicable
- B. Lessor Leases - Not Applicable

### 16. Information About Financial Instruments With Off-Balance-Sheet Risk And Financial Instruments With Concentrations of Credit Risk

The current credit exposure of the Company's over the counter derivative contracts is limited to the fair value of (\$6,073,230) as of September 30, 2024. Credit risk is managed by entering into transactions with creditworthy counterparties and obtaining full collaterals from counterparties of \$2,724,223 as of September 30, 2024. The exchange-traded derivatives are affected through a regulated exchange and positions are marked to market on a daily basis, the Company has little exposure to credit-related losses in the event of nonperformance by counterparties to such financial instruments.

- 1. Face Amount of the Company's Financial Instruments with Off-Balance-Sheet Risk - Not Applicable
- 2. Nature of Terms - Not Applicable
- 3. Exposure to Credit Related Losses - Not Applicable
- 4. Collateral Policy - Not Applicable

### 17. Sale, Transfer and Servicing of Financial Assets and Extinguishments of Liabilities

- A. Transfers of Receivables Reported as Sales - Not Applicable
- B. Transfer and Servicing of Financial Assets - Not Applicable
- C. Wash Sales - None

### 18. Gain or Loss to the Reporting Entity from Uninsured Plans and the Uninsured Portion of Partially Insured Plans

- A. ASO Plans - Not Applicable
- B. ASC Plans - Not Applicable
- C. Medicare or Other Similarly Structured Cost Based Reimbursement Contract - Not Applicable

### 19. Direct Premium Written/Produced by Managing General Agents/Third Party Administrators - Not Applicable

### 20. Fair Value Measurements

- A. Fair Value Measurement

As of September 30, 2024 the Company's assets and liabilities carried at fair value consist of separate account funds are classified as Level 1 in the fair value hierarchy.

Derivatives consist of short equity futures classified as Level 1 in the fair value hierarchy an interest rate contracts as level 2 in the fair value hierarchy. The Company did not own any Level 3 securities carried at fair value as of September 30, 2024 and December 31, 2023.

#### (1) Fair value at reporting date

Description for each class of asset or liability	Level 1	Level 2	Level 3	Net Asset Value (NAV)	Total
<b>a. Assets at fair value</b>					
Derivative Assets	\$ -	\$ 108,886	\$ -	\$ -	\$ 108,886
Separate Accounts	122,047,259	-	-	-	122,047,259
Total assets at fair value/NAV	<u>\$ 122,047,259</u>	<u>\$ 108,886</u>	<u>\$ -</u>	<u>\$ -</u>	<u>\$ 122,156,145</u>
<b>b. Liabilities at fair value</b>					
Derivative Liabilities	\$ -	\$ 6,182,116	\$ -	\$ -	\$ 6,182,116
Total liabilities at fair value	<u>\$ -</u>	<u>\$ 6,182,116</u>	<u>\$ -</u>	<u>\$ -</u>	<u>\$ 6,182,116</u>

#### (2) Fair value measurements in Level 3 of the fair value hierarchy - None

#### (3) Transfers Between Level 1 and Level 2

There were no transfers between Levels 1 and 2 during the current year.

#### (4) Fair Value Inputs Level 2 and Level 3

#### Bonds

In accordance with the NAIC Purposes and Procedures Manual of the NAIC Investment Analysis Office, bonds rated 6 are carried at the lower of amortized cost or fair value. As of September 30, 2024 and December 31, 2023, the Company had no 6 rated bonds.

## Notes to the Financial Statements

### 20. Fair Value Measurements (Continued)

#### Separate Account Assets

The estimated fair value of assets held in separate accounts is based on quoted market prices. Separate account assets representing contract holder funds are measured at fair value and reported as a summary total in the Statement of Assets, with an equivalent summary total reported for related liabilities. The market value adjusted annuity is comprised of bonds, in which the fair value is based on external vendor prices. Based on the level of observable activity, these bonds will be measured at either Level 1 or Level 2.

#### Derivatives

The Company enters into certain OTC derivatives, primarily equity index options to hedge the growth in interests credited for the indexed universal life insurance products. The Company values the OTC options utilizing the Black-Scholes models. The Company also compares the derivative valuations to valuations to validate the model outputs. For OTC derivatives that trade in liquid markets, model inputs can generally be verified and model selection does not involve significant management judgment. Such instruments are typically classified within Level 2 of the fair value hierarchy.

(5) Derivatives - Not Applicable

#### B. Other Fair Value Disclosures

No additional disclosures are required pertaining to fair value measurement.

#### C. Fair Values for All Financial Instruments by Level 1, 2 and 3

Type of Financial Instrument	Aggregate Fair Value	Admitted Assets	Level 1	Level 2	Level 3	Net Asset Value (NAV)	Not Practicable (Carrying Value)
Bonds	\$ 9,534,483,517	\$ 9,365,297,608	\$ 64,932,560	\$ 8,243,725,250	\$ 1,225,825,707		
Mortgage Loans	3,647,415,896	3,622,099,358	—	—	3,647,415,896		
Other Invested Assets	200,371,170	181,182,265	—	—	200,371,170		829,114
Common Stock	5,000,000	5,000,000	—	—	5,000,000		
Short-Term Investments	37,163,884	37,744,161	—	28,871,554	8,292,330		
Cash and Equivalents	431,050,740	428,830,740	431,050,740	—	—		
Derivatives	108,886	108,886	—	108,886	—		
Total Assets	13,855,594,093	13,640,263,018	495,983,300	8,272,705,690	5,086,905,103		829,114
Derivative Liabilities	6,182,116	6,182,116	—	6,182,116	—		
Total Liabilities	6,182,116	6,182,116	—	6,182,116	—		

#### D. Not Practicable to Estimate Fair Value

As of September 30, 2024 and December 31, 2023, the Company owned 2 financial instruments that were not practicable to estimate fair value.

Type or Class of Financial Instrument	Carrying Value	Effective Interest Rate	Maturity Date	Explanation
BA Common Stock	\$ 110,270	%		1
BA Common Stock	718,844			1

#### Explanations

1: For our equity method investments, our carrying amount generally is our share of the net asset value of the funds or the partnerships, which approximates fair value.

#### E. Nature and Risk of Investments Reported at NAV - Not Applicable

### 21. Other Items

#### A. Unusual or Infrequent Items - Not Applicable

#### B. Troubled Debt Restructuring - Not Applicable

#### C. Other Disclosures

Effective November 1, 2023, the Company entered into a coinsurance agreement with the Metropolitan Life Insurance Company whereby it assumed universal life and fixed annuity business. The total assumed reserves were \$10,254,863,001. Subsequently the Company entered into retrocession agreements where reserves of \$9,485,748,276 were ceded to an affiliated party and a modified coinsurance treaty with a third-party where the company ceded \$3,658,947,906.07 of separate account reserves and \$356,831,225.98 of general account reserves.

Effective November 1, 2023, the Company entered in into a modified coinsurance agreement with the New Reinsurance Company Ltd. whereby it assumed universal life and fixed annuity business. The total assumed reserves were \$10,254,863,001. Subsequently the Company entered into retrocession agreements where reserves of \$9,485,748,276 were ceded to an affiliated party.

Effective April 1, 2023, the Company entered into a coinsurance agreement with Mutual of America Life Insurance Company whereby it assumed payout group annuities. The total assumed reserves were \$777,512,812. Subsequently the Company entered into a retrocession agreement where reserves of \$719,199,351 were ceded to an affiliated party.

Assets values of \$12,205,977 and \$12,220,509 as of September 30, 2024 and December 31, 2023, were on deposit with government authorities or trustees as required by law.

The Company previously completed a conversion to a new life insurance administration system. In a limited number of cases, as a result of the conversion, the Company is using estimates for certain policyholder balances recorded in the financial statements. Any variances to the estimates will be recorded in future periods if estimates are revised or no longer utilized.

Note 14 references "remediation to policyholders impacted by the Conversion" as directed by the NYSDFS. In compliance with this directive, one of these remediation options was to allow policyholders to pay current premiums on a go forward basis and any premium in arrears (i.e. premium that had not been billed) would be applied to the policy, to be collected at the time the policy terminates (e.g. surrender or death). The premium that has been applied under this option has been set up as lien against the policy. In accordance with statutory guidance it is being treated as a non-admitted asset.

## Notes to the Financial Statements

### 21. Other Items (Continued)

D. Business Interruption Insurance Recoveries

The Company did not have any business interruption insurance recoveries as of September 30, 2024 and December 31, 2023.

E. State Transferable and Non-Transferable Tax Credits - Not Applicable

F. Subprime-Mortgage-Related Risk Exposure

(1) While the Company holds no direct investments in subprime mortgage loans, the Company may have limited exposure to subprime borrowers through direct investments in primarily investment grade subprime residential mortgage-backed securities. The Company's definition of subprime is predominantly based on borrower statistics from a residential pool of mortgages. Included in the statistics evaluated is the average credit score of the borrower, the loan-to-value ratio, the debt-to-income statistics, and the diversity of all these statistics across the borrower profile. As is true for all securities in the Company's portfolio, the entire mortgage-backed asset portfolio is reviewed for impairments at least quarterly. Additionally, reviews of specific mortgage-backed securities are made on a periodic basis by reviewing both the unrealized gain/loss as well as changes to the underlying statistics. Included in the analysis are current delinquency and default statistics, as well as the current and original levels of subordination on the security.

(2) Direct exposure through investments in subprime mortgage loans - Not Applicable

(3) Direct exposure through other investments

The Company holds the following residential mortgage backed securities with subprime exposure as of September 30, 2024.

	Actual Cost	Book/Adjusted Carrying Value (Excluding Interest)	Fair Value	Other-Than-Temporary Impairment Losses Recognized
a. Residential mortgage-backed securities	\$ 7,342,502	\$ 6,038,845	\$ 8,248,015	\$
b. Commercial mortgage-backed securities				
c. Collateralized debt obligations				
d. Structured securities				
e. Equity investment in SCAs				
f. Other assets				
g. Total (a+b+c+d+e+f)	\$ 7,342,502	\$ 6,038,845	\$ 8,248,015	\$

(4) Underwriting exposure to subprime mortgage risk through Mortgage Guaranty or Financial Guaranty insurance coverage - Not Applicable

G. Retained Assets - Not Applicable

H. Insurance-Linked Securities (ILS) Contracts - Not Applicable

I. The Amount That Could Be Realized on Life Insurance Where the Reporting Entity is Owner and Beneficiary or Has Otherwise Obtained Rights to Control the Policy - None

### 22. Events Subsequent

Type I – Recognized Subsequent Events – No Type I subsequent events to report

Type II – No Type II subsequent events to report.

Subsequent events have been considered through November 12, 2024.

### 23. Reinsurance - No Significant Changes

### 24. Retrospectively Rated Contracts & Contracts Subject to Redetermination

The Company does not have any retrospectively rated contracts or contract subject to redetermination.

A. Method Used to Estimate - Not Applicable

B. Method Used to Record - Not Applicable

C. Amount and Percent of Net Retrospective Premiums - Not Applicable

D. Medical Loss Ratio Rebates Required Pursuant to the Public Health Service Act - Not Applicable

E. Risk-Sharing Provisions of the Affordable Care Act (ACA)

(1) Accident and health insurance premium subject to the Affordable Care Act risk-sharing provisions

Accident and health insurance premium subject to the Affordable Care Act risk-sharing provisions

Did the reporting entity write accident and health insurance premium which is subject to the Affordable Care Act risk sharing provisions?

NO

(2) Impact of Risk-Sharing Provisions of the Affordable Care Act on admitted assets, liabilities and revenue for the current year - Not Applicable

(3) Roll-forward of prior year ACA risk-sharing provisions for the following asset (gross of any nonadmission) and liability balances, along with the reasons for adjustments to prior year balance - Not Applicable

(4) Roll-forward of risk corridors asset and liability balances by program benefit year - Not Applicable

(5) ACA risk corridors receivable as of reporting date - Not Applicable

## Notes to the Financial Statements

### 25. Change in Incurred Losses and Loss Adjustment Expenses

A. Reasons for Changes in the Provision for Incurred Loss and Loss Adjustment Expenses Attributable to Insured Events of Prior Years

The Company does not have any change in incurred loss adjustment expenses.

B. Significant Changes in Methodologies and Assumptions Used in Calculating the Liability for Unpaid Losses and Loss Adjustment Expenses

The Company does not have any change in methodologies and assumptions used in calculating the liability for unpaid losses and loss adjustment expenses.

26. **Intercompany Pooling Arrangements** - Not Applicable

27. **Structured Settlements** - Not Applicable

28. **Health Care Receivables** - Not Applicable

29. **Participating Policies** - No Significant Changes

30. **Premium Deficiency Reserves** - Not Applicable

31. **Reserves for Life Contracts and Annuity Contracts** - No Significant Changes

32. **Analysis of Annuity Actuarial Reserves and Deposit Type Contract Liabilities by Withdrawal Characteristics** - No Significant Changes

33. **Analysis of Life Actuarial Reserves by Withdrawal Characteristics** - No Significant Changes

34. **Premiums and Annuity Considerations Deferred and Uncollected** - No Significant Changes

35. **Separate Accounts** - No Significant Changes

36. **Loss/Claim Adjustment Expenses** - Not Applicable

# GENERAL INTERROGATORIES

## PART 1 - COMMON INTERROGATORIES

### GENERAL

- 1.1 Did the reporting entity experience any material transactions requiring the filing of Disclosure of Material Transactions with the State of Domicile, as required by the Model Act? ..... Yes [ ] No [ X ]
- 1.2 If yes, has the report been filed with the domiciliary state? ..... Yes [ ] No [ X ]
- 2.1 Has any change been made during the year of this statement in the charter, by-laws, articles of incorporation, or deed of settlement of the reporting entity? ..... Yes [ ] No [ X ]
- 2.2 If yes, date of change: .....
- 3.1 Is the reporting entity a member of an Insurance Holding Company System consisting of two or more affiliated persons, one or more of which is an insurer? ..... Yes [ X ] No [ ]  
If yes, complete Schedule Y, Parts 1 and 1A.
- 3.2 Have there been any substantial changes in the organizational chart since the prior quarter end? ..... Yes [ ] No [ X ]
- 3.3 If the response to 3.2 is yes, provide a brief description of those changes. ....
- 3.4 Is the reporting entity publicly traded or a member of a publicly traded group? ..... Yes [ X ] No [ ]
- 3.5 If the response to 3.4 is yes, provide the CIK (Central Index Key) code issued by the SEC for the entity/group. .... 0001404912
- 4.1 Has the reporting entity been a party to a merger or consolidation during the period covered by this statement? ..... Yes [ ] No [ X ]
- 4.2 If yes, provide the name of the entity, NAIC Company Code, and state of domicile (use two letter state abbreviation) for any entity that has ceased to exist as a result of the merger or consolidation.

1 Name of Entity	2 NAIC Company Code	3 State of Domicile

5. If the reporting entity is subject to a management agreement, including third-party administrator(s), managing general agent(s), attorney-in-fact, or similar agreement, have there been any significant changes regarding the terms of the agreement or principals involved? ..... Yes [ X ] No [ ] N/A [ ]  
On January 2, 2024, KKR indirectly acquired the remaining 36.7% of the Company that KKR did not already own. The identity and operations of the Company have not materially changed as a result of the acquisition. The Company's home office address and principal executive office address remains at 20 Guest Street, Brighton, MA 02135. ....
- 6.1 State as of what date the latest financial examination of the reporting entity was made or is being made. .... 12/31/2019
- 6.2 State the as of date that the latest financial examination report became available from either the state of domicile or the reporting entity. This date should be the date of the examined balance sheet and not the date the report was completed or released. .... 12/31/2019
- 6.3 State as of what date the latest financial examination report became available to other states or the public from either the state of domicile or the reporting entity. This is the release date or completion date of the examination report and not the date of the examination (balance sheet date). .... 05/26/2021
- 6.4 By what department or departments?  
Massachusetts Division of Insurance .....
- 6.5 Have all financial statement adjustments within the latest financial examination report been accounted for in a subsequent financial statement filed with Departments? ..... Yes [ X ] No [ ] N/A [ ]
- 6.6 Have all of the recommendations within the latest financial examination report been complied with? ..... Yes [ X ] No [ ] N/A [ ]
- 7.1 Has this reporting entity had any Certificates of Authority, licenses or registrations (including corporate registration, if applicable) suspended or revoked by any governmental entity during the reporting period? ..... Yes [ ] No [ X ]
- 7.2 If yes, give full information: .....
- 8.1 Is the company a subsidiary of a bank holding company regulated by the Federal Reserve Board? ..... Yes [ ] No [ X ]
- 8.2 If response to 8.1 is yes, please identify the name of the bank holding company. ....
- 8.3 Is the company affiliated with one or more banks, thrifts or securities firms? ..... Yes [ X ] No [ ]
- 8.4 If response to 8.3 is yes, please provide below the names and location (city and state of the main office) of any affiliates regulated by a federal regulatory services agency [i.e. the Federal Reserve Board (FRB), the Office of the Comptroller of the Currency (OCC), the Federal Deposit Insurance Corporation (FDIC) and the Securities Exchange Commission (SEC)] and identify the affiliate's primary federal regulator.

1 Affiliate Name	2 Location (City, State)	3 FRB	4 OCC	5 FDIC	6 SEC
REDI Global Technologies LLC. ....	New York, NY .....	...NO...	...NO...	...NO...	...YES...
Mercer Allied Company, L.P. ....	Saratoga Springs, NY .....	...NO...	...NO...	...NO...	...YES...
Global Atlantic Investment Advisors, LLC .....	Indianapolis, Indiana .....	...NO...	...NO...	...NO...	...YES...
Global Atlantic Distributors, LLC .....	Hartford, Connecticut .....	...NO...	...NO...	...NO...	...YES...
KKR Credit Advisors (Singapore) Pte. Ltd. ....	Singapore .....	...NO...	...NO...	...NO...	...YES...
KKR Registered Advisor LLC .....	New York, NY .....	...NO...	...NO...	...NO...	...YES...
Kohlberg Kravis Roberts & Co. L.P. ....	New York, NY .....	...NO...	...NO...	...NO...	...YES...
FS/KKR Advisor, LLC .....	Philadelphia, PA .....	...NO...	...NO...	...NO...	...YES...
KKR Credit Advisors (US) LLC .....	San Francisco, CA .....	...NO...	...NO...	...NO...	...YES...
KKR Capital Markets LLC .....	New York, NY .....	...NO...	...NO...	...NO...	...YES...
KKR Capital Markets II LLC .....	New York, NY .....	...NO...	...NO...	...NO...	...YES...
KKR Alternative Investment Management Unlimited Company .....	Dublin, Ireland .....	...NO...	...NO...	...NO...	...YES...

## GENERAL INTERROGATORIES

- 9.1 Are the senior officers (principal executive officer, principal financial officer, principal accounting officer or controller, or persons performing similar functions) of the reporting entity subject to a code of ethics, which includes the following standards? ..... Yes [  ] No [  ]
- (a) Honest and ethical conduct, including the ethical handling of actual or apparent conflicts of interest between personal and professional relationships;
- (b) Full, fair, accurate, timely and understandable disclosure in the periodic reports required to be filed by the reporting entity;
- (c) Compliance with applicable governmental laws, rules and regulations;
- (d) The prompt internal reporting of violations to an appropriate person or persons identified in the code; and
- (e) Accountability for adherence to the code.

9.11 If the response to 9.1 is No, please explain:  
 .....

9.2 Has the code of ethics for senior managers been amended? ..... Yes [  ] No [  ]

9.21 If the response to 9.2 is Yes, provide information related to amendment(s).  
 .....

9.3 Have any provisions of the code of ethics been waived for any of the specified officers? ..... Yes [  ] No [  ]

9.31 If the response to 9.3 is Yes, provide the nature of any waiver(s).  
 .....

### FINANCIAL

10.1 Does the reporting entity report any amounts due from parent, subsidiaries or affiliates on Page 2 of this statement? ..... Yes [  ] No [  ]

10.2 If yes, indicate any amounts receivable from parent included in the Page 2 amount: ..... \$ .....

### INVESTMENT

11.1 Were any of the stocks, bonds, or other assets of the reporting entity loaned, placed under option agreement, or otherwise made available for use by another person? (Exclude securities under securities lending agreements.) ..... Yes [  ] No [  ]

11.2 If yes, give full and complete information relating thereto:  
 .....

12. Amount of real estate and mortgages held in other invested assets in Schedule BA: ..... \$ ..... 102,437,708

13. Amount of real estate and mortgages held in short-term investments: ..... \$ .....

14.1 Does the reporting entity have any investments in parent, subsidiaries and affiliates? ..... Yes [  ] No [  ]

14.2 If yes, please complete the following:

	1 Prior Year-End Book/Adjusted Carrying Value	2 Current Quarter Book/Adjusted Carrying Value
14.21 Bonds .....	\$ ..... 241,830,892	\$ ..... 984,489,562
14.22 Preferred Stock .....	\$ .....	\$ .....
14.23 Common Stock .....	\$ .....	\$ .....
14.24 Short-Term Investments .....	\$ .....	\$ ..... 1,312,700
14.25 Mortgage Loans on Real Estate .....	\$ ..... 144,954,723	\$ ..... 855,049,059
14.26 All Other .....	\$ ..... 16,871,862	\$ ..... 67,894,994
14.27 Total Investment in Parent, Subsidiaries and Affiliates (Subtotal Lines 14.21 to 14.26) .....	\$ ..... 403,657,477	\$ ..... 1,908,746,315
14.28 Total Investment in Parent included in Lines 14.21 to 14.26 above .....	\$ .....	\$ .....

15.1 Has the reporting entity entered into any hedging transactions reported on Schedule DB? ..... Yes [  ] No [  ]

15.2 If yes, has a comprehensive description of the hedging program been made available to the domiciliary state? ..... Yes [  ] No [  ] N/A [  ]  
 If no, attach a description with this statement.  
 .....

16. For the reporting entity's security lending program, state the amount of the following as of the current statement date:

- 16.1 Total fair value of reinvested collateral assets reported on Schedule DL, Parts 1 and 2. .... \$ .....
- 16.2 Total book/adjusted carrying value of reinvested collateral assets reported on Schedule DL, Parts 1 and 2 ..... \$ .....
- 16.3 Total payable for securities lending reported on the liability page. .... \$ .....

## GENERAL INTERROGATORIES

17. Excluding items in Schedule E - Part 3 - Special Deposits, real estate, mortgage loans and investments held physically in the reporting entity's offices, vaults or safety deposit boxes, were all stocks, bonds and other securities, owned throughout the current year held pursuant to a custodial agreement with a qualified bank or trust company in accordance with Section 1, III - General Examination Considerations, F. Outsourcing of Critical Functions, Custodial or Safekeeping Agreements of the NAIC Financial Condition Examiners Handbook? ..... Yes [ X ] No [ ]
- 17.1 For all agreements that comply with the requirements of the NAIC Financial Condition Examiners Handbook, complete the following:

1 Name of Custodian(s)	2 Custodian Address
U.S Bank N.A .....	1025 Connecticut Avenue, NM Suite 517, Washington DC 20036 .....
Bank of New York Mellon .....	One Wall Street, New York, NY 10286 .....

- 17.2 For all agreements that do not comply with the requirements of the NAIC Financial Condition Examiners Handbook, provide the name, location and a complete explanation:

1 Name(s)	2 Location(s)	3 Complete Explanation(s)

- 17.3 Have there been any changes, including name changes, in the custodian(s) identified in 17.1 during the current quarter? ..... Yes [ ] No [ X ]

- 17.4 If yes, give full information relating thereto:

1 Old Custodian	2 New Custodian	3 Date of Change	4 Reason

- 17.5 Investment management – Identify all investment advisors, investment managers, broker/dealers, including individuals that have the authority to make investment decisions on behalf of the reporting entity. For assets that are managed internally by employees of the reporting entity, note as such. ["...that have access to the investment accounts"; "...handle securities"]

1 Name of Firm or Individual	2 Affiliation
Internal Global Atlantic Investment Team .....	I.....
Kohlberg Kravis Roberts & Co. L.P. ....	A.....
Goldman Sachs Asset Management, L.P. ....	U.....
MetLife Investment Management, LLC .....	U.....
Alliance Bernstein L.P. ....	U.....

- 17.5097 For those firms/individuals listed in the table for Question 17.5, do any firms/individuals unaffiliated with the reporting entity (i.e. designated with a "U") manage more than 10% of the reporting entity's invested assets?..... Yes [ ] No [ X ]

- 17.5098 For firms/individuals unaffiliated with the reporting entity (i.e. designated with a "U") listed in the table for Question 17.5, does the total assets under management aggregate to more than 50% of the reporting entity's invested assets?..... Yes [ ] No [ X ]

- 17.6 For those firms or individuals listed in the table for 17.5 with an affiliation code of "A" (affiliated) or "U" (unaffiliated), provide the information for the table below.

1	2	3	4	5
Central Registration Depository Number	Name of Firm or Individual	Legal Entity Identifier (LEI)	Registered With	Investment Management Agreement (IMA) Filed
1399770 .....	Kohlberg Kravis Roberts & Co. L.P. ....	K3NEK11EF7N3JVJE7V46 .....	.....	DS.....
107738 .....	Goldman Sachs Asset Management, L.P. ....	5493000C7DKPYVEOMA87 .....	.....	OS.....
106998 .....	Alliance Bernstein L.P. ....	0JK55UGIWSWNF3X7KLQ85 .....	.....	NO.....
142463 .....	MetLife Investment Management, LLC .....	549300025PYTRUFE1882 .....	.....	NO.....

- 18.1 Have all the filing requirements of the Purposes and Procedures Manual of the NAIC Investment Analysis Office been followed? ..... Yes [ X ] No [ ]

- 18.2 If no, list exceptions:

19. By self-designating 5GI securities, the reporting entity is certifying the following elements for each self-designated 5GI security:

- a. Documentation necessary to permit a full credit analysis of the security does not exist or an NAIC CRP credit rating for an FE or PL security is not available.
- b. Issuer or obligor is current on all contracted interest and principal payments.
- c. The insurer has an actual expectation of ultimate payment of all contracted interest and principal.

- Has the reporting entity self-designated 5GI securities? ..... Yes [ X ] No [ ]

20. By self-designating PLGI securities, the reporting entity is certifying the following elements of each self-designated PLGI security:

- a. The security was purchased prior to January 1, 2018.
- b. The reporting entity is holding capital commensurate with the NAIC Designation reported for the security.
- c. The NAIC Designation was derived from the credit rating assigned by an NAIC CRP in its legal capacity as a NRSRO which is shown on a current private letter rating held by the insurer and available for examination by state insurance regulators.
- d. The reporting entity is not permitted to share this credit rating of the PL security with the SVO.

- Has the reporting entity self-designated PLGI securities? ..... Yes [ ] No [ X ]

21. By assigning FE to a Schedule BA non-registered private fund, the reporting entity is certifying the following elements of each self-designated FE fund:

- a. The shares were purchased prior to January 1, 2019.
- b. The reporting entity is holding capital commensurate with the NAIC Designation reported for the security.
- c. The security had a public credit rating(s) with annual surveillance assigned by an NAIC CRP in its legal capacity as an NRSRO prior to January 1, 2019.
- d. The fund only or predominantly holds bonds in its portfolio.
- e. The current reported NAIC Designation was derived from the public credit rating(s) with annual surveillance assigned by an NAIC CRP in its legal capacity as an NRSRO.
- f. The public credit rating(s) with annual surveillance assigned by an NAIC CRP has not lapsed.

- Has the reporting entity assigned FE to Schedule BA non-registered private funds that complied with the above criteria? ..... Yes [ ] No [ X ]

# GENERAL INTERROGATORIES

## PART 2 - LIFE AND ACCIDENT AND HEALTH COMPANIES/FRATERNAL BENEFIT SOCIETIES

**Life and Accident Health Companies/Fraternal Benefit Societies:**

1. Report the statement value of mortgage loans at the end of this reporting period for the following categories: 1  
Amount
- 1.1 Long-Term Mortgages In Good Standing
- 1.11 Farm Mortgages ..... \$.....
- 1.12 Residential Mortgages ..... \$..... 1,299,724,004
- 1.13 Commercial Mortgages ..... \$..... 2,315,773,607
- 1.14 Total Mortgages in Good Standing ..... \$..... 3,615,497,611
- 1.2 Long-Term Mortgages In Good Standing with Restructured Terms
- 1.21 Total Mortgages in Good Standing with Restructured Terms..... \$.....
- 1.3 Long-Term Mortgage Loans Upon which Interest is Overdue more than Three Months
- 1.31 Farm Mortgages ..... \$.....
- 1.32 Residential Mortgages ..... \$..... 4,383,603
- 1.33 Commercial Mortgages ..... \$.....
- 1.34 Total Mortgages with Interest Overdue more than Three Months ..... \$..... 4,383,603
- 1.4 Long-Term Mortgage Loans in Process of Foreclosure
- 1.41 Farm Mortgages ..... \$.....
- 1.42 Residential Mortgages ..... \$..... 2,218,145
- 1.43 Commercial Mortgages ..... \$.....
- 1.44 Total Mortgages in Process of Foreclosure ..... \$..... 2,218,145
- 1.5 Total Mortgage Loans (Lines 1.14 + 1.21 + 1.34 + 1.44) (Page 2, Column 3, Lines 3.1 + 3.2) ..... \$..... 3,622,099,359
- 1.6 Long-Term Mortgages Foreclosed, Properties Transferred to Real Estate in Current Quarter
- 1.61 Farm Mortgages ..... \$.....
- 1.62 Residential Mortgages ..... \$.....
- 1.63 Commercial Mortgages ..... \$.....
- 1.64 Total Mortgages Foreclosed and Transferred to Real Estate ..... \$.....
2. Operating Percentages:
- 2.1 A&H loss percent ..... %
- 2.2 A&H cost containment percent ..... %
- 2.3 A&H expense percent excluding cost containment expenses ..... %
- 3.1 Do you act as a custodian for health savings accounts? ..... Yes [ ] No [ X ]
- 3.2 If yes, please provide the amount of custodial funds held as of the reporting date ..... \$.....
- 3.3 Do you act as an administrator for health savings accounts? ..... Yes [ ] No [ X ]
- 3.4 If yes, please provide the balance of the funds administered as of the reporting date ..... \$.....
4. Is the reporting entity licensed or chartered, registered, qualified, eligible or writing business in at least two states? ..... Yes [ X ] No [ ]
- 4.1 If no, does the reporting entity assume reinsurance business that covers risks residing in at least one state other than the state of domicile of the reporting entity? ..... Yes [ ] No [ ]

**Fraternal Benefit Societies Only:**

- 5.1 In all cases where the reporting entity has assumed accident and health risks from another company, provisions should be made in this statement on account of such reinsurances for reserve equal to that which the original company would have been required to establish had it retained the risks. Has this been done? ..... Yes [ ] No [ ] N/A [ ]
- 5.2 If no, explain: .....
- 6.1 Does the reporting entity have outstanding assessments in the form of liens against policy benefits that have increased surplus? ..... Yes [ ] No [ ]
- 6.2 If yes, what is the date(s) of the original lien and the total outstanding balance of liens that remain in surplus?

Date	Outstanding Lien Amount
.....	.....



**SCHEDULE S - CEDED REINSURANCE**

Showing All New Reinsurance Treaties - Current Year to Date

1 NAIC Company Code	2 ID Number	3 Effective Date	4 Name of Reinsurer	5 Domiciliary Jurisdiction	6 Type of Reinsurance Ceded	7 Type of Business Ceded	8 Type of Reinsurer	9 Certified Reinsurer Rating (1 through 6)	10 Effective Date of Certified Reinsurer Rating
<b>NONE</b>									

STATEMENT AS OF SEPTEMBER 30, 2024 OF THE First Allmerica Financial Life Insurance Company

**SCHEDULE T - PREMIUMS AND ANNUITY CONSIDERATIONS**

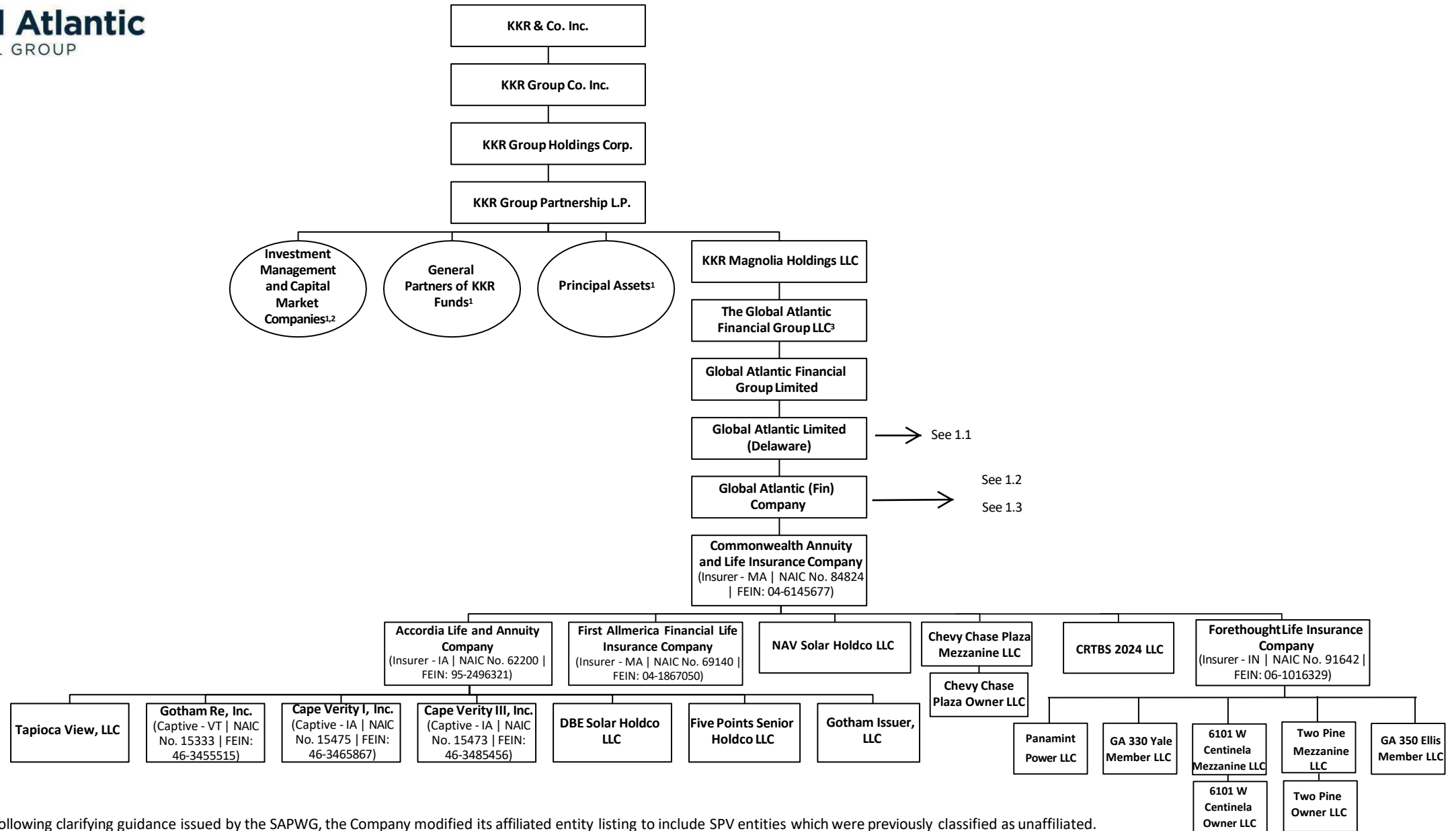
Current Year To Date - Allocated by States and Territories

1	Life Contracts		Direct Business Only				
	2	3	4	5	6	7	
States, Etc.	Active Status (a)	Life Insurance Premiums	Annuity Considerations	Accident and Health Insurance Premiums, Including Policy, Membership and Other Fees	Other Considerations	Total Columns 2 Through 5	Deposit-Type Contracts
1. Alabama	AL	L	42,314			42,314	
2. Alaska	AK	L	5,456			5,456	
3. Arizona	AZ	L	125,925		96	126,021	
4. Arkansas	AR	L	8,532			8,532	
5. California	CA	L	366,233	3,264	93	369,590	
6. Colorado	CO	L	303,147			303,147	
7. Connecticut	CT	L	355,244			355,244	
8. Delaware	DE	L	87,480			87,480	
9. District of Columbia	DC	L	8,406			8,406	
10. Florida	FL	L	1,780,276			1,780,276	
11. Georgia	GA	L	63,229		276	63,505	
12. Hawaii	HI	L	8,934			8,934	
13. Idaho	ID	L	7,483			7,483	
14. Illinois	IL	L	251,861			251,861	
15. Indiana	IN	L	61,220		1,157	62,377	
16. Iowa	IA	L	19,935			19,935	
17. Kansas	KS	L	11,591			11,591	
18. Kentucky	KY	L	40,984			40,984	
19. Louisiana	LA	L	74,125	6,345	187	80,657	
20. Maine	ME	L	72,912			72,912	
21. Maryland	MD	L	145,464			145,464	
22. Massachusetts	MA	L	376,476	12,900		389,376	
23. Michigan	MI	L	983,818			983,818	
24. Minnesota	MN	L	1,198,210		1,255	1,199,465	
25. Mississippi	MS	L	11,408			11,408	
26. Missouri	MO	L	28,284		111	28,395	
27. Montana	MT	L	6,846			6,846	
28. Nebraska	NE	L	47,948			47,948	
29. Nevada	NV	L	135,090			135,090	
30. New Hampshire	NH	L	85,842			85,842	
31. New Jersey	NJ	L	1,172,936	9,808		1,182,744	
32. New Mexico	NM	L	18,592			18,592	
33. New York	NY	L	17,141,547	338,306	30,018	17,509,871	
34. North Carolina	NC	L	353,365			353,365	
35. North Dakota	ND	L	768			768	
36. Ohio	OH	L	118,983		47	119,030	
37. Oklahoma	OK	L	17,632			17,632	
38. Oregon	OR	L	37,811			37,811	
39. Pennsylvania	PA	L	482,870	4,339		487,209	
40. Rhode Island	RI	L	42,117			42,117	
41. South Carolina	SC	L	210,047			210,047	
42. South Dakota	SD	L	4,929			4,929	
43. Tennessee	TN	L	137,404			137,404	
44. Texas	TX	L	251,888			251,888	
45. Utah	UT	L	42,977			42,977	
46. Vermont	VT	L	26,404			26,404	
47. Virginia	VA	L	260,521		50	260,571	
48. Washington	WA	L	37,999			37,999	
49. West Virginia	WV	L	6,457			6,457	
50. Wisconsin	WI	L	59,280		24	59,304	
51. Wyoming	WY	L	16,689			16,689	
52. American Samoa	AS	L					
53. Guam	GU	L					
54. Puerto Rico	PR	N	41,201	58,794	147	100,142	
55. U.S. Virgin Islands	VI	L	550			550	
56. Northern Mariana Islands	MP	N					
57. Canada	CAN	N	2,276			2,276	
58. Aggregate Other Aliens	OT	XXX	165,625			165,625	
59. Subtotal	XXX		27,365,541	433,756	33,461	27,832,758	
90. Reporting entity contributions for employee benefits plans	XXX						
91. Dividends or refunds applied to purchase paid-up additions and annuities	XXX		3,958,337			3,958,337	
92. Dividends or refunds applied to shorten endowment or premium paying period	XXX						
93. Premium or annuity considerations waived under disability or other contract provisions	XXX		452,789			452,789	
94. Aggregate or other amounts not allocable by State	XXX		193,146			193,146	
95. Totals (Direct Business)	XXX		31,969,813	433,756	33,461	32,437,030	
96. Plus Reinsurance Assumed	XXX		24,550,926	206,425,459	263	230,976,648	
97. Totals (All Business)	XXX		56,520,739	206,859,215	33,724	263,413,678	
98. Less Reinsurance Ceded	XXX		84,513,178	61,410,142	33,724	145,957,044	
99. Totals (All Business) less Reinsurance Ceded	XXX		(27,992,439)	145,449,073		117,456,634	
DETAILS OF WRITE-INS							
58001. ZZZ Other Alien	XXX		165,625			165,625	
58002.	XXX						
58003.	XXX						
58998. Summary of remaining write-ins for Line 58 from overflow page	XXX						
58999. Totals (Lines 58001 through 58003 plus 58998)(Line 58 above)	XXX		165,625			165,625	
9401. Non-pay settlement adjustments	XXX		193,146			193,146	
9402.	XXX						
9403.	XXX						
9498. Summary of remaining write-ins for Line 94 from overflow page	XXX						
9499. Totals (Lines 9401 through 9403 plus 9498)(Line 94 above)	XXX		193,146			193,146	

(a) Active Status Counts:

- 1. L - Licensed or Chartered - Licensed insurance carrier or domiciled RRG..... 54
- 2. R - Registered - Non-domiciled RRGs.....
- 3. E - Eligible - Reporting entities eligible or approved to write surplus lines in the state.....
- 4. Q - Qualified - Qualified or accredited reinsurer.....
- 5. N - None of the above - Not allowed to write business in the state..... 3

STATEMENT AS OF SEPTEMBER 30, 2024 OF THE First Allmerica Financial Life Insurance Company  
 ORGANIZATIONAL CHART OF THE INSURANCE HOLDING COMPANY SYSTEM



Commencing in 2022, following clarifying guidance issued by the SAPWG, the Company modified its affiliated entity listing to include SPV entities which were previously classified as unaffiliated.

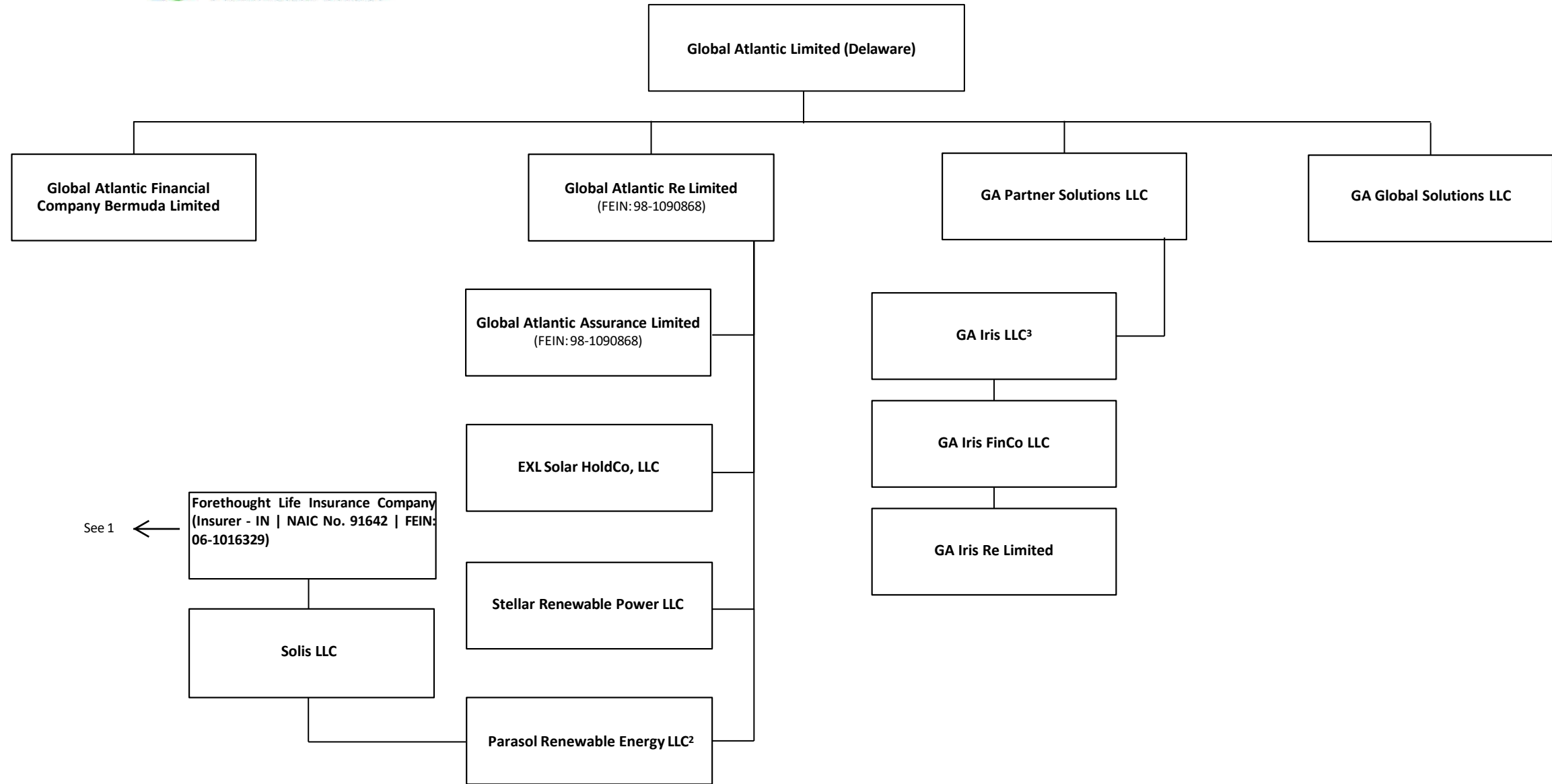
Investments in these entities are also reflected as affiliated investments, commencing in 2022.

<sup>1</sup>KKR controlled entities also qualify as affiliates and are accounted for and reported as such, in accordance with SSAP25

<sup>2</sup>Includes Kohlberg Kravis Roberts & Co. L.P., an SEC-registered adviser and investment manager of the holding company group.

<sup>3</sup>The Global Atlantic Financial Group LLC is owned 100% by KKR Magnolia Holdings LLC.

STATEMENT AS OF SEPTEMBER 30, 2024 OF THE First Allmerica Financial Life Insurance Company  
 ORGANIZATIONAL CHART OF THE INSURANCE HOLDING COMPANY SYSTEM<sup>1</sup>

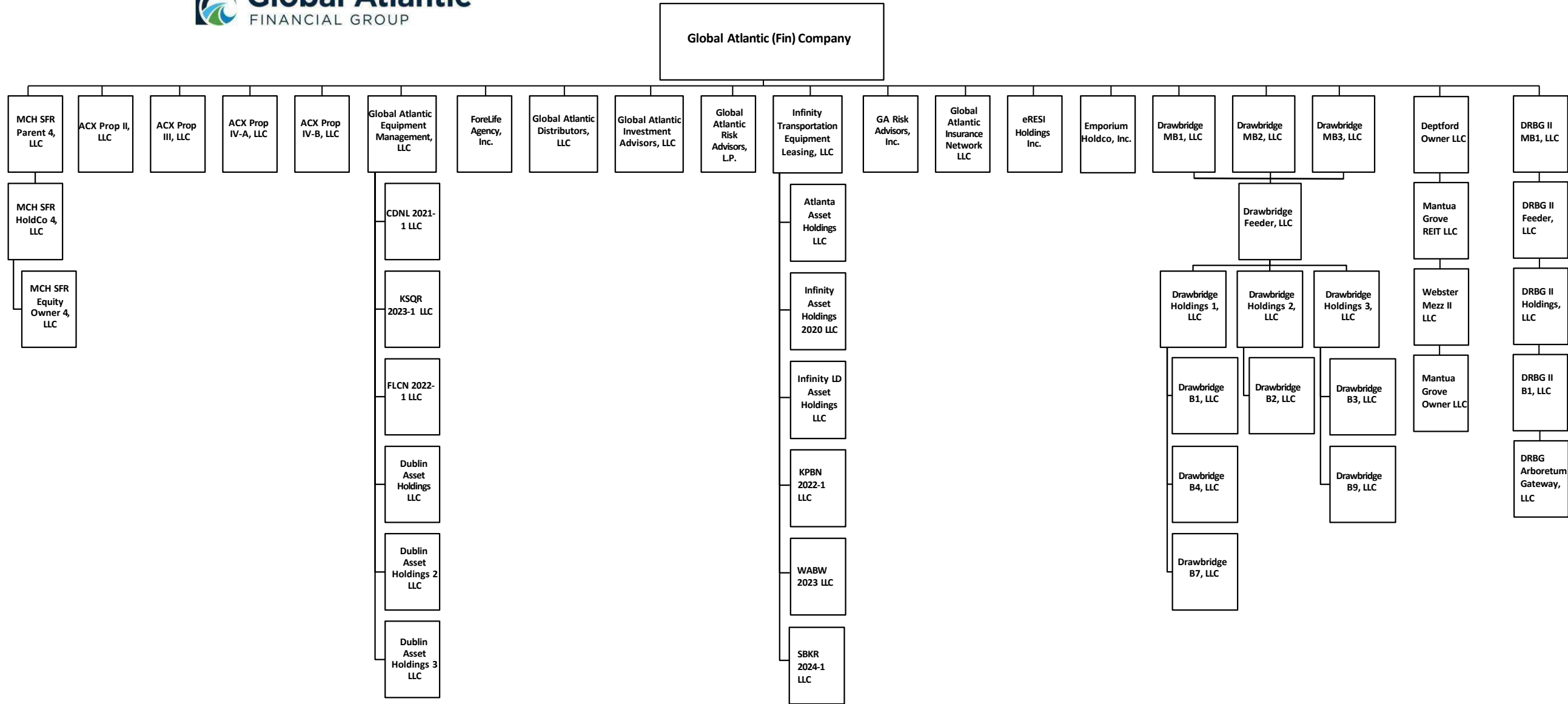


<sup>1</sup>Certain subsidiaries included in the organizational chart own additional legal entities which have been omitted for clarity of presentation.

<sup>2</sup>Parasol Renewable Energy LLC is 80% owned by Solis LLC, and 20% owned by Global Atlantic Re Limited.

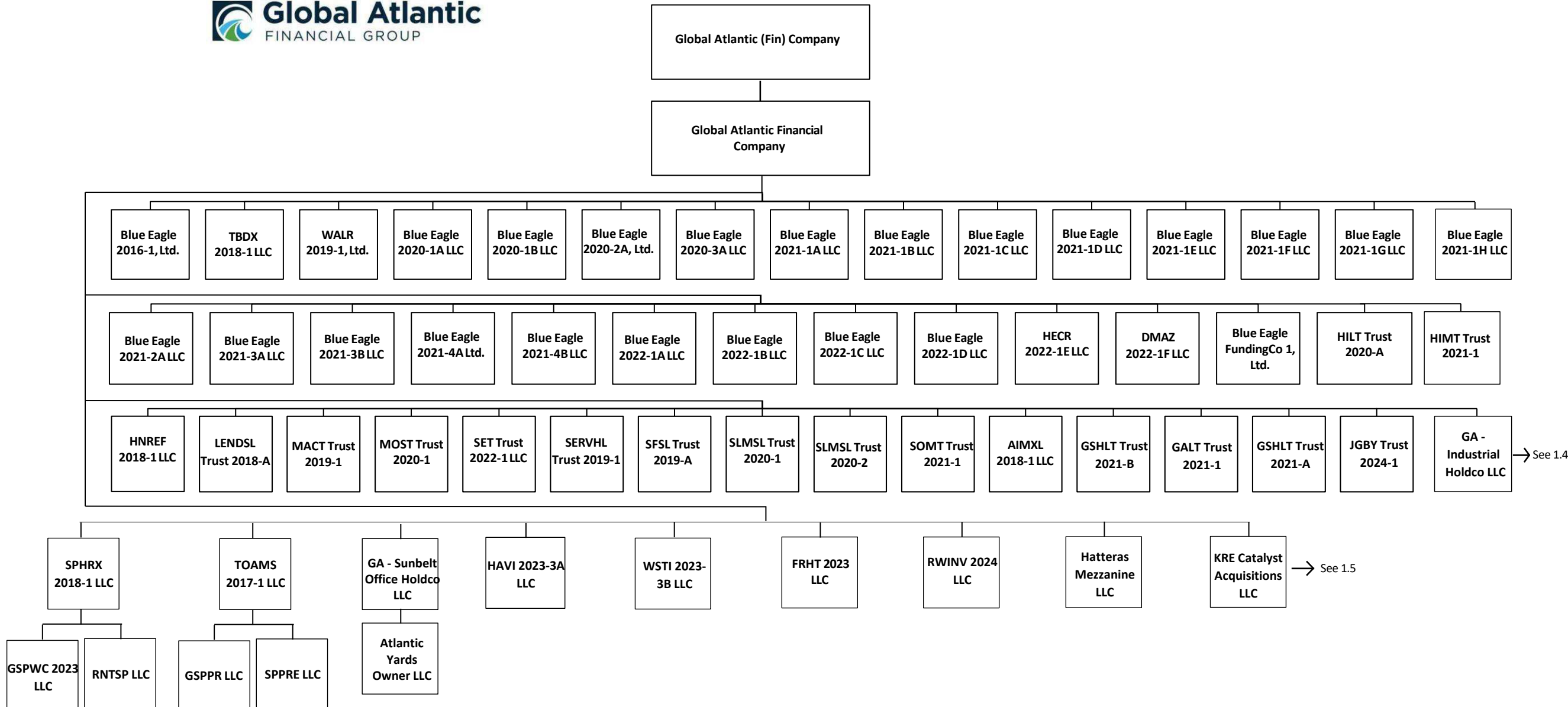
<sup>3</sup>GA Iris LLC is 30% owned by GA Partner Solutions LLC, and 70% owned by third-party investors.

STATEMENT AS OF SEPTEMBER 30, 2024 OF THE First Allmerica Financial Life Insurance Company  
 ORGANIZATIONAL CHART OF THE INSURANCE HOLDING COMPANY SYSTEM<sup>1</sup>



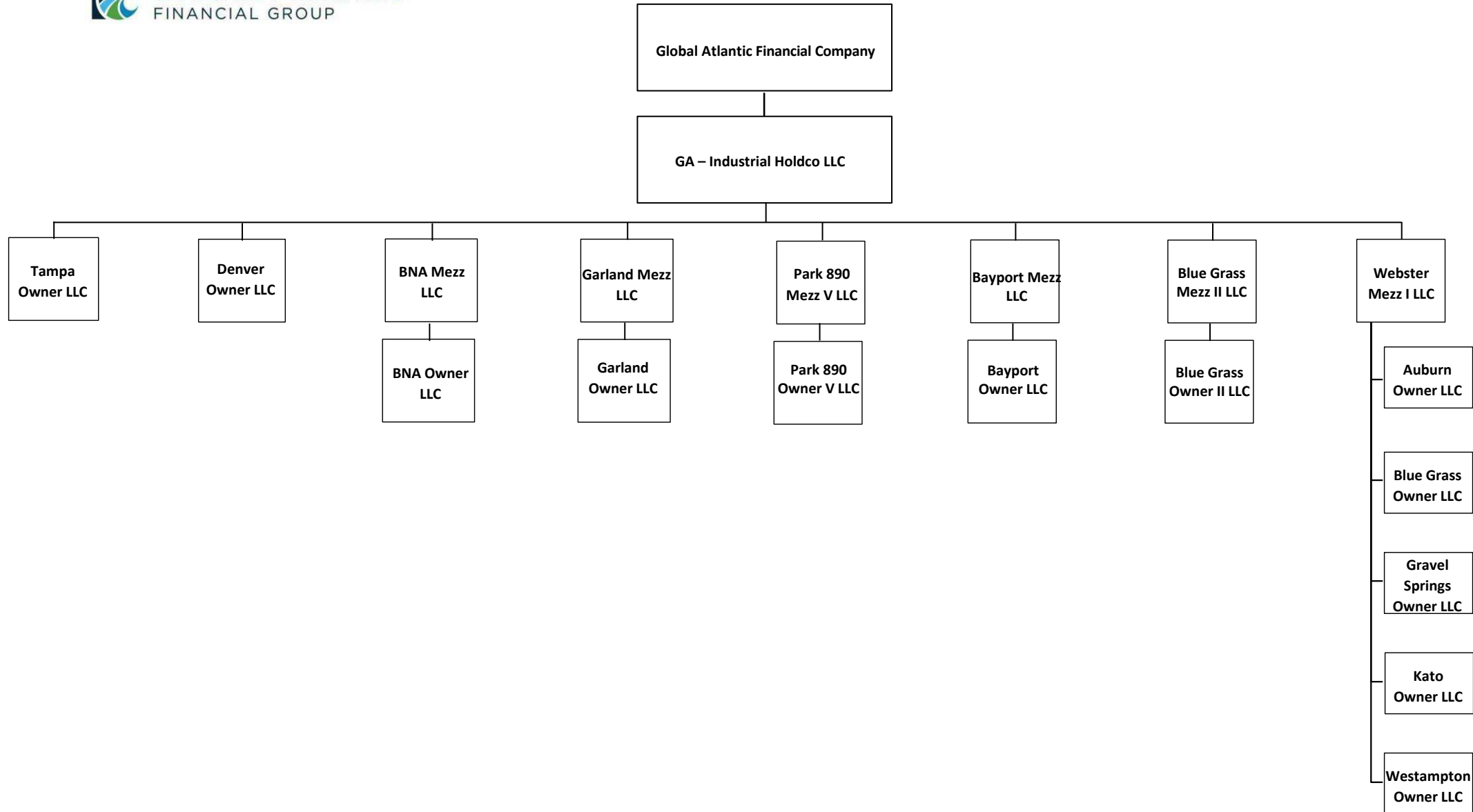
<sup>1</sup>Certain subsidiaries included in the organizational chart own additional legal entities which have been omitted for clarity of presentation.

STATEMENT AS OF SEPTEMBER 30, 2024 OF THE First Allmerica Financial Life Insurance Company  
 ORGANIZATIONAL CHART OF THE INSURANCE HOLDING COMPANY SYSTEM<sup>1</sup>

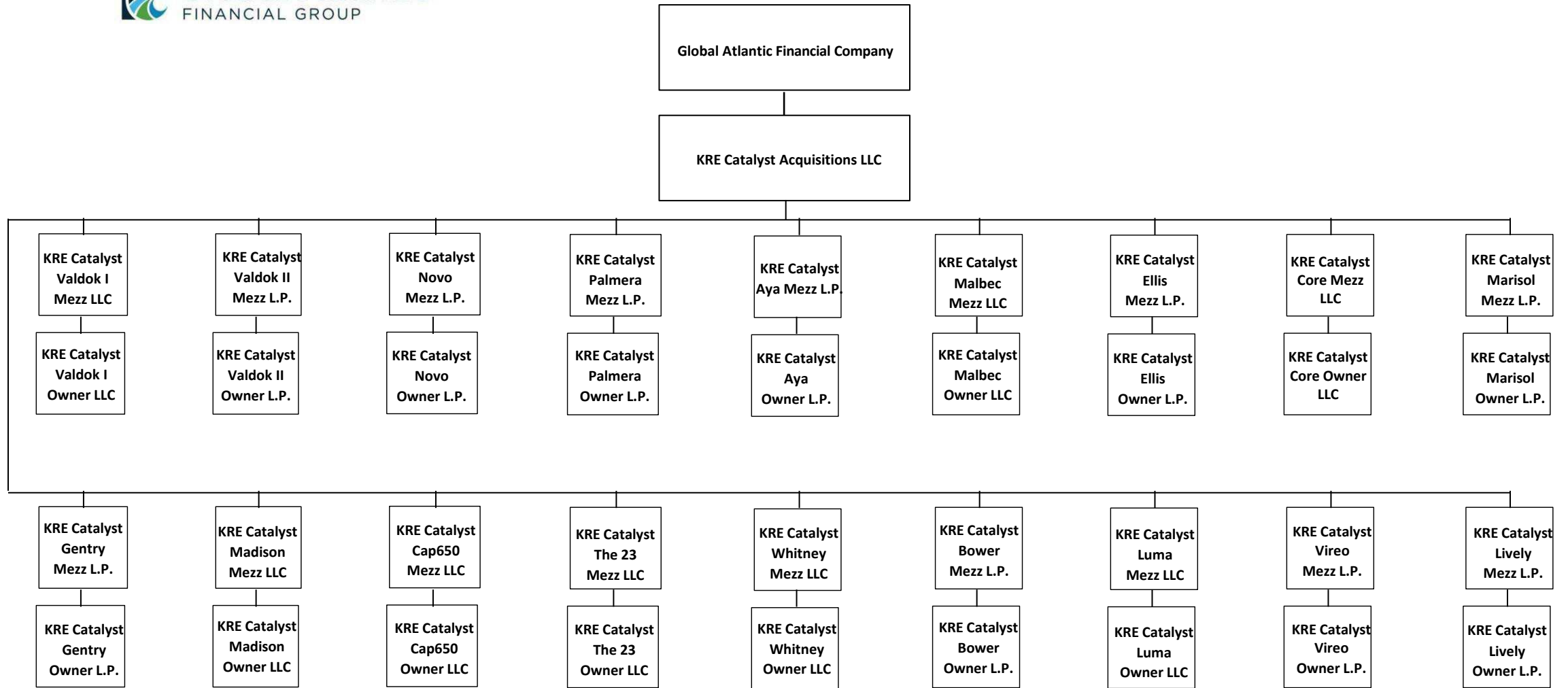


<sup>1</sup>Certain subsidiaries included in the organizational chart own additional legal entities which have been omitted for clarity of presentation.

STATEMENT AS OF SEPTEMBER 30, 2024 OF THE First Allmerica Financial Life Insurance Company  
ORGANIZATIONAL CHART OF THE INSURANCE HOLDING COMPANY SYSTEM<sup>1</sup>



STATEMENT AS OF SEPTEMBER 30, 2024 OF THE First Allmerica Financial Life Insurance Company  
 ORGANIZATIONAL CHART OF THE INSURANCE HOLDING COMPANY SYSTEM<sup>1</sup>





STATEMENT AS OF SEPTEMBER 30, 2024 OF THE First Allmerica Financial Life Insurance Company

**SCHEDULE Y**

**PART 1A - DETAIL OF INSURANCE HOLDING COMPANY SYSTEM**

1	2	3	4	5	6	7	8	9	10	11	12	13	14	15	16
Group Code	Group Name	NAIC Company Code	ID Number	Federal RSSD	CIK	Name of Securities Exchange if Publicly Traded (U.S. or International)	Names of Parent, Subsidiaries Or Affiliates	Domi-ciliary Location	Relation-ship to Reporting Entity	Directly Controlled by (Name of Entity/Person)	Type of Control (Ownership, Board, Management, Attorney-in-Fact, Influence, Other)	If Control is Ownership Provide Percentage	Ultimate Controlling Entity(ies)/Person(s)	Is an SCA Filing Re-quired? (Yes/No)	*
.3891	Global Atlantic Grp	62200	95-2496321				Accordia Life and Annuity Company	IA	IA	Commonwealth Annuity and Life Insurance Company	Ownership	100.000	KKR & Co. Inc.		
.3891	Global Atlantic Grp	15475	46-3465867				Cape Verity I, Inc.	IA	IA	Accordia Life and Annuity Company	Ownership	100.000	KKR & Co. Inc.		
.3891	Global Atlantic Grp	15473	46-3485456				Cape Verity III, Inc.	IA	IA	Accordia Life and Annuity Company	Ownership	100.000	KKR & Co. Inc.		
.3891	Global Atlantic Grp	84824	04-6145677 95-2496321	3958278	1391312		Commonwealth Annuity and Life Insurance Company DBE Solar Holdco LLC	MA DE	IA NIA	Global Atlantic (Fin) Company Accordia Life and Annuity Company	Ownership Ownership	100.000 100.000	KKR & Co. Inc. KKR & Co. Inc.		
.3891	Global Atlantic Grp	69140	04-1867050 38-3871599	2578101	793699		First Allmerica Financial Life Insurance Company Five Points Senior Holdco LLC	MA DE	RE NIA	Commonwealth Annuity and Life Insurance Company Accordia Life and Annuity Company	Ownership Ownership	100.000 100.000	KKR & Co. Inc. KKR & Co. Inc.		
.3891	Global Atlantic Grp	91642	06-1016329 38-3898658 98-1089764 98-1090868 46-3694412 46-3694412	4520225 4520225 4520225	1554348		Forethought Life Insurance Company Global Atlantic (Fin) Company Global Atlantic Financial Group Limited Global Atlantic Limited (Delaware) Gotham Issuer, LLC Gotham Issuer, LLC	IN DE BMJ DE DE	IA UIP UIP UIP NIA NIA	Company Global Atlantic Financial Limited The Global Atlantic Financial Group LLC Global Atlantic Financial Group Limited Accordia Life and Annuity Company Global Atlantic (Fin) Company	Ownership Ownership Ownership Ownership Ownership Ownership	100.000 100.000 100.000 100.000 90.000 10.000	KKR & Co. Inc. KKR & Co. Inc. KKR & Co. Inc. KKR & Co. Inc. KKR & Co. Inc. KKR & Co. Inc.		
.3891	Global Atlantic Grp	15333	46-3455515 88-1203639	2578101	1404912	New York Stock Exchange	KKR & Co. Inc. KKR Group Co. Inc. KKR Group Holdings Corp. KKR Group Partnership L.P. KKR Magnolia Holdings LLC	DE CYM DE CYM CYM	UIP UIP UIP UIP UIP	Board of Directors KKR & Co. Inc. KKR Group Co. Inc. KKR Group Holdings Corp. KKR Group Partnership L.P.	Board of Directors Ownership Ownership Ownership Ownership	100.000 100.000 100.000 100.000 100.000	KKR & Co. Inc. KKR & Co. Inc. KKR & Co. Inc. KKR & Co. Inc. KKR & Co. Inc.		
			04-6145677 88-2112299 95-2496321 98-1089764 98-1090854 98-1452583	4520225			NAV Solar Holdco LLC Panamint Power LLC Tapioca View, LLC The Global Atlantic Financial Group LLC EXL Solar HoldCo, LLC Global Atlantic Assurance Limited Global Atlantic Financial Company Bermuda Limited	DE DE DE BMJ DE BMJ	NIA NIA NIA UIP NIA IA	Company Forethought Life Insurance Company Accordia Life and Annuity Company KKR Magnolia Holdings LLC Global Atlantic Re Limited Global Atlantic Re Limited	Ownership Ownership Ownership Ownership Ownership Ownership	100.000 100.000 100.000 100.000 100.000 100.000	KKR & Co. Inc. KKR & Co. Inc. KKR & Co. Inc. KKR & Co. Inc. KKR & Co. Inc. KKR & Co. Inc.		
			98-1529928 98-1090854 88-1979352				Global Atlantic Limited (Delaware) Global Atlantic Re Limited Stellar Renewable Power LLC Solis LLC Solis LLC	BMJ BMJ DE DE DE	NIA IA NIA NIA NIA	Global Atlantic Limited (Delaware) Global Atlantic Limited (Delaware) Global Atlantic Re Limited Forethought Life Insurance Company Third Party Investors	Ownership Ownership Ownership Ownership Ownership	100.000 100.000 100.000 25.000 75.000	KKR & Co. Inc. KKR & Co. Inc. KKR & Co. Inc. KKR & Co. Inc.		
			84-3588586 84-3588586 86-1607307 87-2335032 87-3631476 88-0561068				Parasol Renewable Energy LLC Parasol Renewable Energy LLC ACX Prop II, LLC ACX Prop III, LLC ACX Prop IV-A, LLC ACX Prop IV-B, LLC	DE DE DE DE DE DE	NIA NIA NIA NIA NIA NIA	Global Atlantic Re Limited Solis LLC Global Atlantic (Fin) Company Global Atlantic (Fin) Company Global Atlantic (Fin) Company Global Atlantic (Fin) Company	Ownership Ownership Ownership Ownership Ownership Ownership	20.000 80.000 100.000 100.000 100.000 100.000	KKR & Co. Inc. KKR & Co. Inc. KKR & Co. Inc. KKR & Co. Inc. KKR & Co. Inc. KKR & Co. Inc.		
			82-3508436				Atlanta Asset Holdings LLC	DE	NIA	Infinity Transportation Equipment Leasing, LLC	Management	0.000	KKR & Co. Inc.		
			88-1026854 86-2857451				Atlantic Yards Owner LLC KSQR 2023-1 LLC CDNL 2021-1 LLC Denver Owner LLC Drawbridge B1, LLC Drawbridge B2, LLC	DE DE DE DE DE DE	NIA NIA NIA NIA NIA NIA	GA - Sunbelt Office Holdco LLC Global Atlantic Equipment Management, LLC Global Atlantic Equipment Management, LLC GA - Industrial Holdco LLC Drawbridge Holdings 1, LLC Drawbridge Holdings 2, LLC	Management Management Management Management Management Management	0.000 0.000 0.000 0.000 0.000 0.000	KKR & Co. Inc. KKR & Co. Inc. KKR & Co. Inc. KKR & Co. Inc. KKR & Co. Inc. KKR & Co. Inc.		

STATEMENT AS OF SEPTEMBER 30, 2024 OF THE First Allmerica Financial Life Insurance Company

**SCHEDULE Y**  
**PART 1A - DETAIL OF INSURANCE HOLDING COMPANY SYSTEM**

1	2	3	4	5	6	7	8	9	10	11	12	13	14	15	16
Group Code	Group Name	NAIC Company Code	ID Number	Federal RSSD	CIK	Name of Securities Exchange if Publicly Traded (U.S. or International)	Names of Parent, Subsidiaries Or Affiliates	Domiciliary Location	Relationship to Reporting Entity	Directly Controlled by (Name of Entity/Person)	Type of Control (Ownership, Board, Management, Attorney-in-Fact, Influence, Other)	If Control is Ownership Provide Percentage	Ultimate Controlling Entity(ies)/Person(s)	Is an SCA Filing Required? (Yes/No)	*
							Drawbridge B3, LLC	DE	NIA	Drawbridge Holdings 3, LLC	Management	0.000	KKR & Co. Inc.		
							Drawbridge B4, LLC	DE	NIA	Drawbridge Holdings 1, LLC	Management	0.000	KKR & Co. Inc.		
							Drawbridge B7, LLC	DE	NIA	Drawbridge Holdings 1, LLC	Management	0.000	KKR & Co. Inc.		
							Drawbridge B9, LLC	DE	NIA	Drawbridge Holdings 3, LLC	Management	0.000	KKR & Co. Inc.		
			88-0937290				Drawbridge Feeder, LLC	DE	NIA	Drawbridge MB1, LLC	Management	0.000	KKR & Co. Inc.		
			88-0937290				Drawbridge Feeder, LLC	DE	NIA	Drawbridge MB2, LLC	Management	0.000	KKR & Co. Inc.		
			88-0937290				Drawbridge Feeder, LLC	DE	NIA	Drawbridge MB3, LLC	Management	0.000	KKR & Co. Inc.		
			87-3802448				Drawbridge Holdings 1, LLC	DE	NIA	Drawbridge Feeder, LLC	Management	0.000	KKR & Co. Inc.		
			61-1580298				Drawbridge Holdings 2, LLC	DE	NIA	Drawbridge Feeder, LLC	Management	0.000	KKR & Co. Inc.		
			87-3802777				Drawbridge Holdings 3, LLC	DE	NIA	Drawbridge Feeder, LLC	Management	0.000	KKR & Co. Inc.		
							Drawbridge MB1, LLC	DE	NIA	Global Atlantic (Fin) Company	Management	0.000	KKR & Co. Inc.		
							Drawbridge MB2, LLC	DE	NIA	Global Atlantic (Fin) Company	Management	0.000	KKR & Co. Inc.		
							Drawbridge MB3, LLC	DE	NIA	Global Atlantic (Fin) Company	Management	0.000	KKR & Co. Inc.		
			86-2361267				Dublin Asset Holdings 2 LLC	DE	NIA	Global Atlantic Equipment Management, LLC	Management	0.000	KKR & Co. Inc.		
			87-2316184				Dublin Asset Holdings 3, LLC	DE	NIA	Global Atlantic Equipment Management, LLC	Management	0.000	KKR & Co. Inc.		
			82-3508100				Dublin Asset Holdings LLC	DE	NIA	Global Atlantic Equipment Management, LLC	Management	0.000	KKR & Co. Inc.		
			87-3023750				Emporium Holdco, Inc.	DE	NIA	Global Atlantic (Fin) Company	Ownership	100.000	KKR & Co. Inc.		
			87-3058805				eRESI Holdings Inc.	DE	NIA	Global Atlantic (Fin) Company	Ownership	100.000	KKR & Co. Inc.		
			86-2871839				FLCN 2022-1 LLC	DE	NIA	Global Atlantic Equipment Management, LLC	Management	0.000	KKR & Co. Inc.		
			35-1815415				ForeLife Agency, Inc.	IN	NIA	Global Atlantic (Fin) Company	Ownership	100.000	KKR & Co. Inc.		
			92-1413949				GA - Industrial Holdco LLC	DE	NIA	Global Atlantic Financial Company	Management	0.000	KKR & Co. Inc.		
			38-3898658				GA - Sunbelt Office Holdco LLC	DE	NIA	Global Atlantic Financial Company	Management	0.000	KKR & Co. Inc.		
			13-3896487				GA Risk Advisors, Inc.	DE	NIA	Global Atlantic (Fin) Company	Ownership	100.000	KKR & Co. Inc.		
			20-3944031				Global Atlantic Distributors, LLC	DE	NIA	Global Atlantic (Fin) Company	Ownership	100.000	KKR & Co. Inc.		
			81-3323212				Global Atlantic Equipment Management, LLC	DE	NIA	Global Atlantic (Fin) Company	Ownership	100.000	KKR & Co. Inc.		
			38-3898658				Global Atlantic Insurance Network LLC	DE	NIA	Global Atlantic (Fin) Company	Ownership	100.000	KKR & Co. Inc.		
			35-1960899				Global Atlantic Investment Advisors, LLC	IN	NIA	Global Atlantic (Fin) Company	Ownership	100.000	KKR & Co. Inc.		
			13-3896700				Global Atlantic Risk Advisors, L.P.	DE	NIA	Global Atlantic (Fin) Company	Ownership	100.000	KKR & Co. Inc.		
			84-4227992				Infinity Asset Holdings 2020 LLC	DE	NIA	Infinity Transportation Equipment Leasing, LLC	Management	0.000	KKR & Co. Inc.		
			84-3127337				Infinity LD Asset Holdings LLC	DE	NIA	Infinity Transportation Equipment Leasing, LLC	Management	0.000	KKR & Co. Inc.		
			86-3445068				Infinity Transportation Equipment Leasing, LLC	DE	NIA	Global Atlantic (Fin) Company	Ownership	100.000	KKR & Co. Inc.		
			87-3496842				KPBN 2022-1 LLC	DE	NIA	Infinity Transportation Equipment Leasing, LLC	Management	0.000	KKR & Co. Inc.		
			92-1077691				WABW 2023 LLC	DE	NIA	Infinity Transportation Equipment Leasing, LLC	Management	0.000	KKR & Co. Inc.		
			88-3108777				MCH SFR Equity Owner 4, LLC	DE	NIA	MCH SFR HoldCo 4, LLC	Management	0.000	KKR & Co. Inc.		
			87-4783067				MCH SFR HoldCo 4, LLC	DE	NIA	MCH SFR Parent 4, LLC	Management	0.000	KKR & Co. Inc.		
			92-1402466				MCH SFR Parent 4, LLC	DE	NIA	Global Atlantic (Fin) Company	Management	0.000	KKR & Co. Inc.		
			90-0928452				Tampa Owner LLC	DE	NIA	GA - Industrial Holdco LLC	Management	0.000	KKR & Co. Inc.		
			85-0526287				Global Atlantic Financial Company	DE	NIA	Global Atlantic (Fin) Company	Ownership	100.000	KKR & Co. Inc.		
			98-1307202				AIMXL 2018-1 LLC	DE	NIA	Global Atlantic Financial Company	Management	0.000	KKR & Co. Inc.		
			83-3851887				Blue Eagle 2016-1, Ltd.	CYM	NIA	Global Atlantic Financial Company	Management	0.000	KKR & Co. Inc.		
			85-0498393				TBDX 2018-1, LLC	DE	NIA	Global Atlantic Financial Company	Management	0.000	KKR & Co. Inc.		
			85-0506156				WALR 2019-1, Ltd.	CYM	NIA	Global Atlantic Financial Company	Management	0.000	KKR & Co. Inc.		
			98-1618000				JAYP 2020-1A LLC	DE	NIA	Global Atlantic Financial Company	Management	0.000	KKR & Co. Inc.		
							PICO 2020-1B LLC	DE	NIA	Global Atlantic Financial Company	Management	0.000	KKR & Co. Inc.		
							Blue Eagle 2020-2A, Ltd.	CYM	NIA	Global Atlantic Financial Company	Management	0.000	KKR & Co. Inc.		

STATEMENT AS OF SEPTEMBER 30, 2024 OF THE First Allmerica Financial Life Insurance Company

**SCHEDULE Y**  
**PART 1A - DETAIL OF INSURANCE HOLDING COMPANY SYSTEM**

1	2	3	4	5	6	7	8	9	10	11	12	13	14	15	16
Group Code	Group Name	NAIC Company Code	ID Number	Federal RSSD	CIK	Name of Securities Exchange if Publicly Traded (U.S. or International)	Names of Parent, Subsidiaries Or Affiliates	Domiciliary Location	Relationship to Reporting Entity	Directly Controlled by (Name of Entity/Person)	Type of Control (Ownership, Board, Management, Attorney-in-Fact, Influence, Other)	If Control is Ownership Provide Percentage	Ultimate Controlling Entity(ies)/Person(s)	Is an SCA Filing Required? (Yes/No)	*
			30-1278256				Blue Eagle 2020-3A LLC	DE	NIA	Global Atlantic Financial Company	Management	0.000	KKR & Co. Inc.		
			86-1185033				Blue Eagle 2021-1A LLC	DE	NIA	Global Atlantic Financial Company	Management	0.000	KKR & Co. Inc.		
			86-1215896				Blue Eagle 2021-1B LLC	DE	NIA	Global Atlantic Financial Company	Management	0.000	KKR & Co. Inc.		
			86-1247520				Blue Eagle 2021-1C LLC	DE	NIA	Global Atlantic Financial Company	Management	0.000	KKR & Co. Inc.		
			86-1276982				Blue Eagle 2021-1D LLC	DE	NIA	Global Atlantic Financial Company	Management	0.000	KKR & Co. Inc.		
			87-1039701				Blue Eagle 2021-1E LLC	DE	NIA	Global Atlantic Financial Company	Management	0.000	KKR & Co. Inc.		
			87-1051951				Blue Eagle 2021-1F LLC	DE	NIA	Global Atlantic Financial Company	Management	0.000	KKR & Co. Inc.		
			87-1083548				Blue Eagle 2021-1G LLC	DE	NIA	Global Atlantic Financial Company	Management	0.000	KKR & Co. Inc.		
			87-1103117				Blue Eagle 2021-1H LLC	DE	NIA	Global Atlantic Financial Company	Management	0.000	KKR & Co. Inc.		
			86-1833206				Blue Eagle 2021-2A LLC	DE	NIA	Global Atlantic Financial Company	Management	0.000	KKR & Co. Inc.		
			86-1908720				Blue Eagle 2021-3A LLC	DE	NIA	Global Atlantic Financial Company	Management	0.000	KKR & Co. Inc.		
			86-1926397				Blue Eagle 2021-3B LLC	DE	NIA	Global Atlantic Financial Company	Management	0.000	KKR & Co. Inc.		
			98-1650279				Blue Eagle 2021-4A Ltd.	CYM	NIA	Global Atlantic Financial Company	Management	0.000	KKR & Co. Inc.		
			86-1867464				Blue Eagle 2021-4B LLC	DE	NIA	Global Atlantic Financial Company	Management	0.000	KKR & Co. Inc.		
			87-3855255				Blue Eagle 2022-1A LLC	DE	NIA	Global Atlantic Financial Company	Management	0.000	KKR & Co. Inc.		
			87-3855455				Blue Eagle 2022-1B LLC	DE	NIA	Global Atlantic Financial Company	Management	0.000	KKR & Co. Inc.		
			87-3876861				Blue Eagle 2022-1C LLC	DE	NIA	Global Atlantic Financial Company	Management	0.000	KKR & Co. Inc.		
			87-3877027				Blue Eagle 2022-1D LLC	DE	NIA	Global Atlantic Financial Company	Management	0.000	KKR & Co. Inc.		
			88-2368056				HECR 2022-1E LLC	DE	NIA	Global Atlantic Financial Company	Management	0.000	KKR & Co. Inc.		
			88-2395708				DMAZ 2022-1F LLC	CYM	NIA	Global Atlantic Financial Company	Management	0.000	KKR & Co. Inc.		
			98-1669070				Blue Eagle FundingCo 1, Ltd.	CYM	NIA	Global Atlantic Financial Company	Management	0.000	KKR & Co. Inc.		
			87-1240026				GALT Trust 2021-1	DE	NIA	Global Atlantic Financial Company	Management	0.000	KKR & Co. Inc.		
			86-2409460				GSHLT Trust 2021-A	DE	NIA	Global Atlantic Financial Company	Management	0.000	KKR & Co. Inc.		
			87-2827474				GSHLT Trust 2021-B	DE	NIA	Global Atlantic Financial Company	Management	0.000	KKR & Co. Inc.		
			85-3158152				HILT Trust 2020-A	DE	NIA	Global Atlantic Financial Company	Management	0.000	KKR & Co. Inc.		
			86-2750470				HIMT Trust 2021-A	DE	NIA	Global Atlantic Financial Company	Management	0.000	KKR & Co. Inc.		
			86-2028644				HNREF 2018-1 LLC	DE	NIA	Global Atlantic Financial Company	Management	0.000	KKR & Co. Inc.		
							LENSL Trust 2018- A	DE	NIA	Global Atlantic Financial Company	Management	0.000	KKR & Co. Inc.		
			85-1772188				MACT Trust 2019-1	DE	NIA	Global Atlantic Financial Company	Management	0.000	KKR & Co. Inc.		
			85-3886210				MOST Trust 2020-1	DE	NIA	Global Atlantic Financial Company	Management	0.000	KKR & Co. Inc.		
			84-4568438				SERVHL Trust 2019-1	DE	NIA	Global Atlantic Financial Company	Management	0.000	KKR & Co. Inc.		
			88-0867231				SET Trust 2022-1 LLC	DE	NIA	Global Atlantic Financial Company	Management	0.000	KKR & Co. Inc.		
			84-3988321				SFSL Trust 2019-A	DE	NIA	Global Atlantic Financial Company	Management	0.000	KKR & Co. Inc.		
			84-4665609				SLMSL Trust 2020-1	DE	NIA	Global Atlantic Financial Company	Management	0.000	KKR & Co. Inc.		
			84-4685585				SLMSL Trust 2020-2	DE	NIA	Global Atlantic Financial Company	Management	0.000	KKR & Co. Inc.		
			86-2737921				SOMT Trust 2021-1	DE	NIA	Global Atlantic Financial Company	Management	0.000	KKR & Co. Inc.		
							SPHRX 2018-1 LLC	DE	NIA	Global Atlantic Financial Company	Management	0.000	KKR & Co. Inc.		
							GSPIC 2023 LLC	DE	NIA	Global Atlantic Financial Company	Management	0.000	KKR & Co. Inc.		
							RNTSP LLC	DE	NIA	Global Atlantic Financial Company	Management	0.000	KKR & Co. Inc.		
							TOAMS 2017-1 LLC	DE	NIA	Global Atlantic Financial Company	Management	0.000	KKR & Co. Inc.		
							GSPPR LLC	DE	NIA	Global Atlantic Financial Company	Management	0.000	KKR & Co. Inc.		
							SPPRE LLC	DE	NIA	Global Atlantic Financial Company	Management	0.000	KKR & Co. Inc.		
			92-1187937				HAVI 2023-3A LLC	DE	NIA	Global Atlantic Financial Company	Management	0.000	KKR & Co. Inc.		
			92-1198046				WSTI 2023-3B LLC	DE	NIA	Global Atlantic Financial Company	Management	0.000	KKR & Co. Inc.		
			93-4460677				FRHT 2023 LLC	DE	NIA	Global Atlantic Financial Company	Management	0.000	KKR & Co. Inc.		
							RWINV 2024 LLC	DE	NIA	Global Atlantic Financial Company	Management	0.000	KKR & Co. Inc.		
							Chevy Chase Plaza Mezzanine LLC	DE	NIA	Commonwealth Annuity and Life Insurance Company	Ownership	100.000	KKR & Co. Inc.		
							JGBY Trust 2024-1	DE	NIA	Global Atlantic Financial Company	Management	0.000	KKR & Co. Inc.		

STATEMENT AS OF SEPTEMBER 30, 2024 OF THE First Allmerica Financial Life Insurance Company

**SCHEDULE Y**

**PART 1A - DETAIL OF INSURANCE HOLDING COMPANY SYSTEM**

1	2	3	4	5	6	7	8	9	10	11	12	13	14	15	16
Group Code	Group Name	NAIC Company Code	ID Number	Federal RSSD	CIK	Name of Securities Exchange if Publicly Traded (U.S. or International)	Names of Parent, Subsidiaries Or Affiliates	Domiciliary Location	Relationship to Reporting Entity	Directly Controlled by (Name of Entity/Person)	Type of Control (Ownership, Board, Management, Attorney-in-Fact, Influence, Other)	If Control is Ownership Provide Percentage	Ultimate Controlling Entity(ies)/Person(s)	Is an SCA Filing Required? (Yes/No)	*
							6101 W Centinela Mezzanine LLC	DE		Forethought Life Insurance Company	Ownership	100.000	KKR & Co. Inc.		
							6101 W Centinela Owner LLC	DE		6101 W Centinela Mezzanine LLC	Ownership	100.000	KKR & Co. Inc.		
							BNA Mezz LLC	DE		GA - Industrial Holdco LLC	Ownership	100.000	KKR & Co. Inc.		
							BNA Owner LLC	DE		BNA Mezz LLC	Ownership	100.000	KKR & Co. Inc.		
							Chevy Chase Plaza Owner LLC	DE		Chevy Chase Plaza Mezzanine LLC	Ownership	100.000	KKR & Co. Inc.		
							GA Partner Solutions LLC			Global Atlantic Limited (Delaware)	Ownership	100.000	KKR & Co. Inc.		
							GA Iris LLC			GA Partner Solutions LLC	Ownership	30.000	KKR & Co. Inc.		
							GA Iris LLC			Third Party Investors	Ownership	70.000			
							GA Iris FinCo LLC	DE		GA Iris LLC	Ownership	100.000	KKR & Co. Inc.		
							GA Iris Re Limited		IA	GA Iris FinCo LLC	Ownership	100.000	KKR & Co. Inc.		
							CRTBS 2024 LLC	DE		Commonwealth Annuity and Life Insurance Company	Ownership	100.000	KKR & Co. Inc.		
							Hatteras Mezzanine LLC	DE		Global Atlantic Financial Company	Management	0.000	KKR & Co. Inc.		
							Garland Mezz LLC	DE		GA - Industrial Holdco LLC	Ownership	100.000	KKR & Co. Inc.		
							Garland Owner LLC	DE		Garland Mezz LLC	Ownership	100.000	KKR & Co. Inc.		
							GA 350 Ellis Member LLC	DE		Forethought Life Insurance Company	Ownership	100.000	KKR & Co. Inc.		
							Two Pine Mezzanine LLC	DE		Forethought Life Insurance Company	Ownership	100.000	KKR & Co. Inc.		
							Two Pine Owner LLC	DE		Two Pine Mezzanine LLC	Ownership	100.000	KKR & Co. Inc.		
							GA 330 Yale Member LLC	DE		Forethought Life Insurance Company	Ownership	100.000	KKR & Co. Inc.		
							KRE Catalyst Acquisitions LLC	DE		Global Atlantic Financial Company	Management	0.000	KKR & Co. Inc.		
							KRE Catalyst Valdok I Mezz LLC	DE		KRE Catalyst Acquisitions LLC	Ownership	100.000	KKR & Co. Inc.		
							KRE Catalyst Valdok I Owner LLC	DE		KRE Catalyst Valdok I Mezz LLC	Ownership	100.000	KKR & Co. Inc.		
							KRE Catalyst Valdok II Mezz L.P.	DE		KRE Catalyst Acquisitions LLC	Ownership	100.000	KKR & Co. Inc.		
							KRE Catalyst Valdok II Owner L.P.	DE		KRE Catalyst Valdok II Mezz L.P.	Ownership	100.000	KKR & Co. Inc.		
							KRE Catalyst Novo Mezz L.P.	DE		KRE Catalyst Acquisitions LLC	Ownership	100.000	KKR & Co. Inc.		
							KRE Catalyst Novo Owner L.P.	DE		KRE Catalyst Novo Mezz L.P.	Ownership	100.000	KKR & Co. Inc.		
							KRE Catalyst Palmera Mezz L.P.	DE		KRE Catalyst Acquisitions LLC	Ownership	100.000	KKR & Co. Inc.		
							KRE Catalyst Palmera Owner L.P.	DE		KRE Catalyst Palmera Mezz L.P.	Ownership	100.000	KKR & Co. Inc.		
							KRE Catalyst Aya Mezz L.P.	DE		KRE Catalyst Acquisitions LLC	Ownership	100.000	KKR & Co. Inc.		
							KRE Catalyst Aya Owner L.P.	DE		KRE Catalyst Aya Mezz L.P.	Ownership	100.000	KKR & Co. Inc.		
							KRE Catalyst Malbec Mezz LLC	DE		KRE Catalyst Acquisitions LLC	Ownership	100.000	KKR & Co. Inc.		
							KRE Catalyst Malbec Owner LLC	DE		KRE Catalyst Malbec Mezz LLC	Ownership	100.000	KKR & Co. Inc.		
							KRE Catalyst Ellis Mezz L.P.	DE		KRE Catalyst Acquisitions LLC	Ownership	100.000	KKR & Co. Inc.		
							KRE Catalyst Ellis Owner L.P.	DE		KRE Catalyst Ellis Mezz L.P.	Ownership	100.000	KKR & Co. Inc.		
							KRE Catalyst Core Mezz LLC	DE		KRE Catalyst Acquisitions LLC	Ownership	100.000	KKR & Co. Inc.		
							KRE Catalyst Core Owner LLC	DE		KRE Catalyst Core Mezz LLC	Ownership	100.000	KKR & Co. Inc.		
							KRE Catalyst Marisol Mezz L.P.	DE		KRE Catalyst Acquisitions LLC	Ownership	100.000	KKR & Co. Inc.		
							KRE Catalyst Marisol Owner L.P.	DE		KRE Catalyst Marisol Mezz L.P.	Ownership	100.000	KKR & Co. Inc.		
							KRE Catalyst Gentry Mezz L.P.	DE		KRE Catalyst Acquisitions LLC	Ownership	100.000	KKR & Co. Inc.		
							KRE Catalyst Gentry Owner L.P.	DE		KRE Catalyst Gentry Mezz L.P.	Ownership	100.000	KKR & Co. Inc.		
							KRE Catalyst Madison Mezz LLC	DE		KRE Catalyst Acquisitions LLC	Ownership	100.000	KKR & Co. Inc.		
							KRE Catalyst Madison Owner LLC	DE		KRE Catalyst Madison Mezz LLC	Ownership	100.000	KKR & Co. Inc.		
							KRE Catalyst Cap650 Mezz LLC	DE		KRE Catalyst Acquisitions LLC	Ownership	100.000	KKR & Co. Inc.		
							KRE Catalyst Cap650 Owner LLC	DE		KRE Catalyst Cap650 Mezz LLC	Ownership	100.000	KKR & Co. Inc.		
							KRE Catalyst The 23 Mezz LLC	DE		KRE Catalyst Acquisitions LLC	Ownership	100.000	KKR & Co. Inc.		
							KRE Catalyst The 23 Owner LLC	DE		KRE Catalyst The 23 Mezz LLC	Ownership	100.000	KKR & Co. Inc.		
							KRE Catalyst Whitney Mezz LLC	DE		KRE Catalyst Acquisitions LLC	Ownership	100.000	KKR & Co. Inc.		
							KRE Catalyst Whitney Owner LLC	DE		KRE Catalyst Whitney Mezz LLC	Ownership	100.000	KKR & Co. Inc.		
							KRE Catalyst Bower Mezz L.P.	DE		KRE Catalyst Acquisitions LLC	Ownership	100.000	KKR & Co. Inc.		

STATEMENT AS OF SEPTEMBER 30, 2024 OF THE First Allmerica Financial Life Insurance Company

**SCHEDULE Y**

**PART 1A - DETAIL OF INSURANCE HOLDING COMPANY SYSTEM**

1	2	3	4	5	6	7	8	9	10	11	12	13	14	15	16
Group Code	Group Name	NAIC Company Code	ID Number	Federal RSSD	CIK	Name of Securities Exchange if Publicly Traded (U.S. or International)	Names of Parent, Subsidiaries Or Affiliates	Domiciliary Location	Relationship to Reporting Entity	Directly Controlled by (Name of Entity/Person)	Type of Control (Ownership, Board, Management, Attorney-in-Fact, Influence, Other)	If Control is Ownership Provide Percentage	Ultimate Controlling Entity(ies)/Person(s)	Is an SCA Filing Required? (Yes/No)	*
							KRE Catalyst Bower Owner L.P.	DE		KRE Catalyst Bower Mezz L.P.	Ownership	100.000	KKR & Co. Inc.		
							KRE Catalyst Luma Mezz LLC	DE		KRE Catalyst Acquisitions LLC	Ownership	100.000	KKR & Co. Inc.		
							KRE Catalyst Luma Owner LLC	DE		KRE Catalyst Luma Mezz LLC	Ownership	100.000	KKR & Co. Inc.		
							KRE Catalyst Vireo Mezz L.P.	DE		KRE Catalyst Acquisitions LLC	Ownership	100.000	KKR & Co. Inc.		
							KRE Catalyst Vireo Owner L.P.	DE		KRE Catalyst Vireo Mezz L.P.	Ownership	100.000	KKR & Co. Inc.		
							KRE Catalyst Lively Mezz L.P.	DE		KRE Catalyst Acquisitions LLC	Ownership	100.000	KKR & Co. Inc.		
							KRE Catalyst Lively Owner L.P.	DE		KRE Catalyst Lively Mezz L.P.	Ownership	100.000	KKR & Co. Inc.		
							Park 890 Mezz V LLC	DE		GA - Industrial Holdco LLC	Ownership	100.000	KKR & Co. Inc.		
							Park 890 Owner V LLC	DE		Park 890 Mezz V LLC	Ownership	100.000	KKR & Co. Inc.		
							GA Global Solutions LLC	DE		Global Atlantic Limited (Delaware)	Ownership	100.000	KKR & Co. Inc.		
							Bayport Mezz LLC	DE		GA - Industrial Holdco LLC	Ownership	100.000	KKR & Co. Inc.		
							Bayport Owner LLC	DE		Bayport Mezz LLC	Ownership	100.000	KKR & Co. Inc.		
							Auburn Owner LLC	DE		Webster Mezz I LLC	Ownership	100.000	KKR & Co. Inc.		
							Blue Grass Owner I LLC	DE		Webster Mezz I LLC	Ownership	100.000	KKR & Co. Inc.		
							Deptford Owner LLC	DE		Global Atlantic (Fin) Company	Ownership	100.000	KKR & Co. Inc.		
							Gravel Springs Owner LLC	DE		Webster Mezz I LLC	Ownership	100.000	KKR & Co. Inc.		
							Kato Owner LLC	DE		Webster Mezz I LLC	Ownership	100.000	KKR & Co. Inc.		
							Mantua Grove Owner LLC	DE		Webster Mezz II LLC	Ownership	100.000	KKR & Co. Inc.		
							Mantua Grove REIT LLC	DE		Deptford Owner LLC	Ownership	100.000	KKR & Co. Inc.		
							Westampton Owner LLC	DE		Webster Mezz I LLC	Ownership	100.000	KKR & Co. Inc.		
							Webster Mezz I LLC	DE		GA - Industrial Holdco LLC	Ownership	100.000	KKR & Co. Inc.		
							Webster Mezz II LLC	DE		Mantua Grove REIT LLC	Ownership	100.000	KKR & Co. Inc.		
							Blue Grass Mezz II LLC	DE		GA - Industrial Holdco LLC	Ownership	100.000	KKR & Co. Inc.		
							Blue Grass Owner II LLC	DE		Blue Grass Mezz II LLC	Ownership	100.000	KKR & Co. Inc.		
							DRBG II MB1, LLC	DE		Global Atlantic (Fin) Company	Ownership	100.000	KKR & Co. Inc.		
							DRBG II Feeder, LLC	DE		DRBG II MB1, LLC	Management	0.000	KKR & Co. Inc.		
							DRBG II Holdings, LLC	DE		DRBG II Feeder, LLC	Ownership	100.000	KKR & Co. Inc.		
							DRBG II B1, LLC	DE		DRBG II Holdings, LLC	Ownership	100.000	KKR & Co. Inc.		
							DRBG Arboretum Gateway, LLC	DE		DRBG II B1, LLC	Ownership	100.000	KKR & Co. Inc.		
							SBKR 2024-1, LLC	DE		Infinity Transportation Equipment Leasing, LLC	Management	0.000	KKR & Co. Inc.		

**NONE**

Asterisk	

13.4

# SUPPLEMENTAL EXHIBITS AND SCHEDULES INTERROGATORIES

The following supplemental reports are required to be filed as part of your statement filing. However, in the event that your company does not transact the type of business for which the special report must be filed, your response of NO to the specific interrogatory will be accepted in lieu of filing a "NONE" report and a bar code will be printed below. If the supplement is required of your company but is not being filed for whatever reason enter SEE EXPLANATION and provide an explanation following the interrogatory questions.

	Response
1. Will the Trusteed Surplus Statement be filed with the state of domicile and the NAIC with this statement? .....	NO
2. Will the Medicare Part D Coverage Supplement be filed with the state of domicile and the NAIC with this statement? .....	NO
3. Will the Reasonableness of Assumptions Certification required by Actuarial Guideline XXXV be filed with the state of domicile and electronically with the NAIC? .....	NO
4. Will the Reasonableness and Consistency of Assumptions Certification required by Actuarial Guideline XXXV be filed with the state of domicile and electronically with the NAIC? .....	NO
5. Will the Reasonableness of Assumptions Certification for Implied Guaranteed Rate Method required by Actuarial Guideline XXXVI be filed with the state of domicile and electronically with the NAIC? .....	NO
6. Will the Reasonableness and Consistency of Assumptions Certification required by Actuarial Guideline XXXVI (Updated Average Market Value) be filed with the state of domicile and electronically with the NAIC? .....	NO
7. Will the Reasonableness and Consistency of Assumptions Certification required by Actuarial Guideline XXXVI (Updated Market Value) be filed with the state of domicile and electronically with the NAIC? .....	YES
8. Will the Life PBR Statement of Exemption be filed with the state of domicile by July 1st and electronically with the NAIC with the second quarterly filing per the Valuation Manual (by August 15)? (2nd Quarter Only) The response for 1st and 3rd quarters should be N/A. A NO response resulting with a bar code is only appropriate in the 2nd quarter. In the case of an ongoing statement of exemption, enter "SEE EXPLANATION" and provide as an explanation that the company is utilizing an ongoing statement of exemption. ....	N/A

**AUGUST FILING**


9. Will the regulator-only (non-public) Communication of Internal Control Related Matters Noted in Audit be filed with the state of domicile and electronically with the NAIC (as a regulator-only non-public document) by August 1? The response for 1st and 3rd quarters should be N/A. A NO response resulting with a bar code is only appropriate in the 2nd quarter. ....	N/A
--	-----

Explanation:

- 1.
- 2.
- 3.
- 4.
- 5.
- 6.

Bar Code:

1. Trusteed Surplus Statement [Document Identifier 490]
2. Medicare Part D Coverage Supplement [Document Identifier 365]
3. Reasonableness of Assumptions Certification required by Actuarial Guideline XXXV [Document Identifier 445]
4. Reasonableness and Consistency of Assumptions Certification required by Actuarial Guideline XXXV [Document Identifier 446]
5. Reasonableness of Assumptions Certification for Implied Guaranteed Rate Method required by Actuarial Guideline XXXVI [Document Identifier 447]
6. Reasonableness and Consistency of Assumptions Certification required by Actuarial Guideline XXXVI [Document Identifier 448]



**OVERFLOW PAGE FOR WRITE-INS**

Additional Write-ins for Assets Line 25

	Current Statement Date			4 December 31 Prior Year Net Admitted Assets
	1 Assets	2 Nonadmitted Assets	3 Net Admitted Assets (Cols: 1 - 2)	
2504. Service Fee receivable .....	116,017	54,445	61,572	
2505. Reinsurance Suspense .....	73,903	73,903		128,220
2597. Summary of remaining write-ins for Line 25 from overflow page	189,920	128,348	61,572	128,220

Additional Write-ins for Summary of Operations Line 8.3

	1 Current Year To Date	2 Prior Year To Date	3 Prior Year Ended December 31
08.304. Funds withheld assumed net investment income .....	1,437,076	6,345,732	6,807,929
08.305. FWH assumed realized loss .....	(802,451)	(7,118,161)	(11,006,063)
08.397. Summary of remaining write-ins for Line 8.3 from overflow page	634,625	(772,429)	(4,198,134)

**SCHEDULE A - VERIFICATION**

## Real Estate

	1 Year to Date	2 Prior Year Ended December 31
1. Book/adjusted carrying value, December 31 of prior year .....		
2. Cost of acquired:		
2.1 Actual cost at time of acquisition .....		
2.2 Additional investment made after acquisition .....		
3. Current year change in encumbrances .....		
4. Total gain (loss) on disposals .....		
5. Deduct amounts received on disposals .....		
6. Total foreign exchange change in book/adjusted carrying value .....		
7. Deduct current year's other than temporary impairment recognized .....		
8. Deduct current year's depreciation .....		
9. Book/adjusted carrying value at the end of current period (Lines 1+2+3+4-5+6-7-8) .....		
10. Deduct total nonadmitted amounts .....		
11. Statement value at end of current period (Line 9 minus Line 10)		

**NONE****SCHEDULE B - VERIFICATION**

## Mortgage Loans

	1 Year to Date	2 Prior Year Ended December 31
1. Book value/recorded investment excluding accrued interest, December 31 of prior year .....	1,281,912,670	157,043,889
2. Cost of acquired:		
2.1 Actual cost at time of acquisition .....	2,492,090,012	1,237,862,748
2.2 Additional investment made after acquisition .....	368,919	80,612
3. Capitalized deferred interest and other .....		
4. Accrual of discount .....	7,238,112	1,626,202
5. Unrealized valuation increase/(decrease) .....		
6. Total gain (loss) on disposals .....	(1,356,778)	(401,573)
7. Deduct amounts received on disposals .....	164,444,546	113,040,453
8. Deduct amortization of premium and mortgage interest points and commitment fees .....	1,722,320	1,258,755
9. Total foreign exchange change in book value/recorded investment excluding accrued interest .....	8,013,289	
10. Deduct current year's other than temporary impairment recognized .....		
11. Book value/recorded investment excluding accrued interest at end of current period (Lines 1+2+3+4+5+6-7-8+9-10) .....	3,622,099,358	1,281,912,670
12. Total valuation allowance .....		
13. Subtotal (Line 11 plus Line 12) .....	3,622,099,358	1,281,912,670
14. Deduct total nonadmitted amounts .....		
15. Statement value at end of current period (Line 13 minus Line 14)	3,622,099,358	1,281,912,670

**SCHEDULE BA - VERIFICATION**

## Other Long-Term Invested Assets

	1 Year to Date	2 Prior Year Ended December 31
1. Book/adjusted carrying value, December 31 of prior year .....	24,201,826	2,760,595
2. Cost of acquired:		
2.1 Actual cost at time of acquisition .....	178,962,197	44,471,387
2.2 Additional investment made after acquisition .....		
3. Capitalized deferred interest and other .....		
4. Accrual of discount .....		99,637
5. Unrealized valuation increase/(decrease) .....	(2,405,228)	(1,698,713)
6. Total gain (loss) on disposals .....		
7. Deduct amounts received on disposals .....	17,967,986	21,331,441
8. Deduct amortization of premium and depreciation .....	1,602,222	99,639
9. Total foreign exchange change in book/adjusted carrying value .....	(6,322)	
10. Deduct current year's other than temporary impairment recognized .....		
11. Book/adjusted carrying value at end of current period (Lines 1+2+3+4+5+6-7-8+9-10) .....	181,182,265	24,201,826
12. Deduct total nonadmitted amounts .....		
13. Statement value at end of current period (Line 11 minus Line 12)	181,182,265	24,201,826

**SCHEDULE D - VERIFICATION**

## Bonds and Stocks

	1 Year to Date	2 Prior Year Ended December 31
1. Book/adjusted carrying value of bonds and stocks, December 31 of prior year .....	10,846,544,757	4,752,082,493
2. Cost of bonds and stocks acquired .....	5,460,039,699	10,295,498,936
3. Accrual of discount .....	63,349,556	33,315,782
4. Unrealized valuation increase/(decrease) .....	756,960	
5. Total gain (loss) on disposals .....	130,115,825	(6,759,491)
6. Deduct consideration for bonds and stocks disposed of .....	7,126,017,312	4,216,392,264
7. Deduct amortization of premium .....	6,328,031	9,720,838
8. Total foreign exchange change in book/adjusted carrying value .....	1,784,830	
9. Deduct current year's other than temporary impairment recognized .....	65,942	2,005,205
10. Total investment income recognized as a result of prepayment penalties and/or acceleration fees .....	117,266	525,344
11. Book/adjusted carrying value at end of current period (Lines 1+2+3+4+5-6-7+8-9+10) .....	9,370,297,608	10,846,544,757
12. Deduct total nonadmitted amounts .....		
13. Statement value at end of current period (Line 11 minus Line 12)	9,370,297,608	10,846,544,757



STATEMENT AS OF SEPTEMBER 30, 2024 OF THE First Allmerica Financial Life Insurance Company

**SCHEDULE D - PART 1B**

Showing the Acquisitions, Dispositions and Non-Trading Activity  
During the Current Quarter for all Bonds and Preferred Stock by NAIC Designation

NAIC Designation	1 Book/Adjusted Carrying Value Beginning of Current Quarter	2 Acquisitions During Current Quarter	3 Dispositions During Current Quarter	4 Non-Trading Activity During Current Quarter	5 Book/Adjusted Carrying Value End of First Quarter	6 Book/Adjusted Carrying Value End of Second Quarter	7 Book/Adjusted Carrying Value End of Third Quarter	8 Book/Adjusted Carrying Value December 31 Prior Year
<b>BONDS</b>								
1. NAIC 1 (a) .....	6,302,446,072	846,717,695	1,209,160,374	(21,251,286)	8,043,508,583	6,302,446,072	5,918,752,107	7,567,614,831
2. NAIC 2 (a) .....	3,175,665,078	527,976,716	604,247,539	42,371,414	3,499,253,594	3,175,665,078	3,141,765,669	3,368,968,778
3. NAIC 3 (a) .....	181,692,545	47,709,915	45,966,512	(6,509,839)	33,994,863	181,692,545	176,926,110	29,441,051
4. NAIC 4 (a) .....	115,611,345	93,117,146	39,102,625	(390,498)	13,794,172	115,611,345	169,235,368	12,188,584
5. NAIC 5 (a) .....	25,948,239	9,077,142	785,445	27,499	2,346,811	25,948,239	34,267,435	2,092,166
6. NAIC 6 (a) .....								
7. Total Bonds	9,801,363,279	1,524,598,614	1,899,262,494	14,247,290	11,592,898,023	9,801,363,279	9,440,946,689	10,980,305,410
<b>PREFERRED STOCK</b>								
8. NAIC 1 .....								
9. NAIC 2 .....								
10. NAIC 3 .....								
11. NAIC 4 .....								
12. NAIC 5 .....								
13. NAIC 6 .....								
14. Total Preferred Stock .....								
15. Total Bonds and Preferred Stock	9,801,363,279	1,524,598,614	1,899,262,494	14,247,290	11,592,898,023	9,801,363,279	9,440,946,689	10,980,305,410

(a) Book/Adjusted Carrying Value column for the end of the current reporting period includes the following amount of short-term and cash equivalent bonds by NAIC designation:

NAIC 1 \$ 1,189,076 ; NAIC 2 \$ 63,035,371 ; NAIC 3 \$ 7,907,879 ; NAIC 4 \$ 3,516,757 ; NAIC 5 \$ ; NAIC 6 \$

S102

**SCHEDULE DA - PART 1**

## Short-Term Investments

	1 Book/Adjusted Carrying Value	2 Par Value	3 Actual Cost	4 Interest Collected Year-to-Date	5 Paid for Accrued Interest Year-to-Date
7709999999 Totals	37,744,161	xxx	37,427,542	747,985	202,902

**SCHEDULE DA - VERIFICATION**

## Short-Term Investments

	1 Year To Date	2 Prior Year Ended December 31
1. Book/adjusted carrying value, December 31 of prior year .....	149,363,782	4,451,652
2. Cost of short-term investments acquired .....	84,675,909	218,900,211
3. Accrual of discount .....	1,087,520	406,118
4. Unrealized valuation increase/(decrease) .....		
5. Total gain (loss) on disposals .....	488,614	(44,743)
6. Deduct consideration received on disposals .....	197,869,425	74,349,457
7. Deduct amortization of premium .....	2,239	
8. Total foreign exchange change in book/adjusted carrying value .....		
9. Deduct current year's other than temporary impairment recognized .....		
10. Book/adjusted carrying value at end of current period (Lines 1+2+3+4+5-6-7+8-9) .....	37,744,161	149,363,782
11. Deduct total nonadmitted amounts .....		
12. Statement value at end of current period (Line 10 minus Line 11)	37,744,161	149,363,782

**SCHEDULE DB - PART A - VERIFICATION**

Options, Caps, Floors, Collars, Swaps and Forwards

1. Book/Adjusted Carrying Value, December 31, prior year (Line 10, prior year) .....	
2. Cost Paid/(Consideration Received) on additions .....	(200,422)
3. Unrealized Valuation increase/(decrease) .....	(7,749,978)
4. SSAP No. 108 adjustments .....	
5. Total gain (loss) on termination recognized .....	350,096
6. Considerations received/(paid) on terminations .....	(1,800,654)
7. Amortization .....	
8. Adjustment to the Book/Adjusted Carrying Value of hedged item .....	
9. Total foreign exchange change in Book/Adjusted Carrying Value .....	(273,579)
10. Book/Adjusted Carrying Value at End of Current Period (Lines 1+2+3+4+5-6+7+8+9) .....	(6,073,230)
11. Deduct nonadmitted assets .....	
12. Statement value at end of current period (Line 10 minus Line 11) .....	(6,073,230)

**SCHEDULE DB - PART B - VERIFICATION**

Futures Contracts

1. Book/Adjusted carrying value, December 31 of prior year (Line 6, prior year).....	
2. Cumulative cash change (Section 1, Broker Name/Net Cash Deposits Footnote - Cumulative Cash Change column) .....	
3.1 Add:	
Change in variation margin on open contracts - Highly Effective Hedges	
3.11 Section 1, Column 15, current year to date minus .....	
3.12 Section 1, Column 15, prior year .....	
Change in variation margin on open contracts - All Other	
3.13 Section 1, Column 18, current year to date minus .....	
3.14 Section 1, Column 18, prior year .....	
3.2 Add:	
Change in adjustment to basis of hedged item	
3.21 Section 1, Column 17, current year to date minus .....	
3.22 Section 1, Column 17, prior year .....	
Change in amount recognized	
3.23 Section 1, Column 19, current year to date minus .....	
3.24 Section 1, Column 19, prior year plus .....	
3.25 SSAP No. 108 adjustments .....	
3.3 Subtotal (Line 3.1 minus Line 3.2) .....	
4.1 Cumulative variation margin on terminated contracts during the year .....	82,267
4.2 Less:	
4.21 Amount used to adjust basis of hedged item .....	
4.22 Amount recognized .....	82,267
4.23 SSAP No. 108 adjustments .....	82,267
4.3 Subtotal (Line 4.1 minus Line 4.2) .....	
5. Dispositions gains (losses) on contracts terminated in prior year:	
5.1 Total gain (loss) recognized for terminations in prior year .....	
5.2 Total gain (loss) adjusted into the hedged item(s) for terminations in prior year .....	
6. Book/Adjusted carrying value at end of current period (Lines 1+2+3.3-4.3-5.1-5.2) .....	
7. Deduct total nonadmitted amounts .....	
8. Statement value at end of current period (Line 6 minus Line 7) .....	



STATEMENT AS OF SEPTEMBER 30, 2024 OF THE First Allmerica Financial Life Insurance Company

**SCHEDULE DB - PART C - SECTION 2**

Replication (Synthetic Asset) Transactions Open

	First Quarter		Second Quarter		Third Quarter		Fourth Quarter		Year To Date	
	1 Number of Positions	2 Total Replication (Synthetic Asset) Transactions Statement Value	3 Number of Positions	4 Total Replication (Synthetic Asset) Transactions Statement Value	5 Number of Positions	6 Total Replication (Synthetic Asset) Transactions Statement Value	7 Number of Positions	8 Total Replication (Synthetic Asset) Transactions Statement Value	9 Number of Positions	10 Total Replication (Synthetic Asset) Transactions Statement Value
1. Beginning Inventory .....										
2. Add: Opened or Acquired Transactions.....										
3. Add: Increases in Replication (Synthetic Asset) Transactions Statement Value.....	XXX		XXX		XXX		XXX		XXX	
4. Less: Closed or Disposed of Transactions.....										
5. Less: Positions Disposed of for Failing Effectiveness Criteria.....										
6. Less: Decreases in Replication (Synthetic Asset) Transactions Statement Value.....	XXX		XXX		XXX		XXX		XXX	
7. Ending Inventory .....										

**SCHEDULE DB - VERIFICATION**

Verification of Book/Adjusted Carrying Value, Fair Value and Potential Exposure of all Open Derivative Contracts

		Book/Adjusted Carrying Value Check
1.	Part A, Section 1, Column 14.....	(6,073,230)
2.	Part B, Section 1, Column 15 plus Part B, Section 1 Footnote - Total Ending Cash Balance.....	.....
3.	Total (Line 1 plus Line 2) .....	(6,073,230)
4.	Part D, Section 1, Column 6 .....	2,140,355
5.	Part D, Section 1, Column 7 .....	(8,213,585)
6.	Total (Line 3 minus Line 4 minus Line 5) .....	.....
		Fair Value Check
7.	Part A, Section 1, Column 16 .....	(6,073,230)
8.	Part B, Section 1, Column 13 .....	.....
9.	Total (Line 7 plus Line 8) .....	(6,073,230)
10.	Part D, Section 1, Column 9 .....	2,140,355
11.	Part D, Section 1, Column 10 .....	(8,213,585)
12.	Total (Line 9 minus Line 10 minus Line 11) .....	.....
		Potential Exposure Check
13.	Part A, Section 1, Column 21 .....	7,206,897
14.	Part B, Section 1, Column 20 .....	29,200
15.	Part D, Section 1, Column 12 .....	7,236,097
16.	Total (Line 13 plus Line 14 minus Line 15) .....	.....

**SCHEDULE E - PART 2 - VERIFICATION**

(Cash Equivalents)

	1	2
	Year To Date	Prior Year Ended December 31
1. Book/adjusted carrying value, December 31 of prior year .....	1,681,431,820	369,863,674
2. Cost of cash equivalents acquired .....	12,975,884,744	9,143,240,910
3. Accrual of discount .....	6,531,354	1,457,415
4. Unrealized valuation increase/(decrease) .....		
5. Total gain (loss) on disposals .....		
6. Deduct consideration received on disposals .....	14,248,994,993	7,833,130,180
7. Deduct amortization of premium .....	148	
8. Total foreign exchange change in book/adjusted carrying value .....		
9. Deduct current year's other than temporary impairment recognized .....		
10. Book/adjusted carrying value at end of current period (Lines 1+2+3+4+5-6-7+8-9) .....	414,852,777	1,681,431,820
11. Deduct total nonadmitted amounts .....		
12. Statement value at end of current period (Line 10 minus Line 11)	414,852,777	1,681,431,820

STATEMENT AS OF SEPTEMBER 30, 2024 OF THE First Allmerica Financial Life Insurance Company

**SCHEDULE A - PART 2**

Showing All Real Estate ACQUIRED AND ADDITIONS MADE During the Current Quarter

1 Description of Property	Location		4 Date Acquired	5 Name of Vendor	6 Actual Cost at Time of Acquisition	7 Amount of Encumbrances	8 Book/Adjusted Carrying Value Less Encumbrances	9 Additional Investment Made After Acquisition
	2 City	3 State						
<b>NONE</b>								
0399999 - Totals								

**SCHEDULE A - PART 3**

Showing All Real Estate DISPOSED During the Quarter, Including Payments During the Final Year on "Sales Under Contract"

1 Description of Property	Location		4 Disposal Date	5 Name of Purchaser	6 Actual Cost	7 Expended for Additions, Permanent Improvements and Changes in Encumbrances	8 Book/Adjusted Carrying Value Less Encumbrances Prior Year	Change in Book/Adjusted Carrying Value Less Encumbrances					14 Book/Adjusted Carrying Value Less Encumbrances on Disposal	15 Amounts Received During Year	16 Foreign Exchange Gain (Loss) on Disposal	17 Realized Gain (Loss) on Disposal	18 Total Gain (Loss) on Disposal	19 Gross Income Earned Less Interest Incurred on Encumbrances	20 Taxes, Repairs and Expenses Incurred
	2 City	3 State						9 Current Year's Depreciation	10 Current Year's Other-Than-Temporary Impairment Recognized	11 Current Year's Change in Encumbrances	12 Total Change in Book/Adjusted Carrying Value (11-9-10)	13 Total Foreign Exchange Change in Book/Adjusted Carrying Value							
<b>NONE</b>																			
0399999 - Totals																			

E01



STATEMENT AS OF SEPTEMBER 30, 2024 OF THE First Allmerica Financial Life Insurance Company

**SCHEDULE B - PART 2**

Showing All Mortgage Loans ACQUIRED AND ADDITIONS MADE During the Current Quarter

1 Loan Number	2 Location		4 Loan Type	5 Date Acquired	6 Rate of Interest	7 Actual Cost at Time of Acquisition	8 Additional Investment Made After Acquisition	9 Value of Land and Buildings
	City	3 State						
BGA14HQB7	VARIOUS	US		09/30/2024	5.750	5,176,029		12,606,772
BGA14HQC5	VARIOUS	US		09/30/2024	8.500	804,411		1,954,012
1056154	Baltimore	MD		08/26/2022	7.125		107	12,200
1067178	Tyngsborough	MA		12/22/2022	7.250		893	167,500
1074121	Anaheim	CA		03/28/2023	7.375		738	149,520
1074659	Lawrenceville	GA		04/28/2023	8.500		48	88,560
1076071	New Port Richey	FL		04/27/2023	7.990		124	22,440
1076112	North Bay Village	FL		04/27/2023	8.875		144	30,600
1076118	Arlington	TX		04/27/2023	8.500		1,518	47,400
1085909	Cockeysville	MD		05/25/2023	8.125		208	38,400
1088664	Laguna Hills	CA		06/28/2023	7.990		2,737	625,000
1088703	Plantation	FL		06/28/2023	8.250		1,690	155,000
1096615	California City	CA		09/27/2023	7.250		315	38,220
1135398	Dix Hills	NY		10/27/2023	7.875		27	46,500
1209778	Long Pond	PA		11/29/2023	9.250		33	81,176
1209804	Nyack	NY		11/29/2023	7.375		595	200,160
1233029	Buckeye	AZ		12/13/2023	8.875		181	545,000
1233072	Las Vegas	NV		12/13/2023	8.625		86	185,000
1250194	Sayreville	NJ		12/28/2023	8.750		264	105,750
1250308	Twentynine Palms	CA		12/28/2023	8.750		31	69,325
1250597	Chicago	IL		12/28/2023	8.250		1,254	205,625
1290232	Pinehurst	NC		01/25/2024	8.125		105	255,925
1290289	Mt Zion	IL		01/25/2024	8.875		100	56,480
1290290	Aliso Viejo	CA		01/25/2024	7.875		88	427,130
1290368	San Juan Capistrano	CA		01/25/2024	8.000		1,569	582,450
1290395	Poulsbo	WA		01/25/2024	7.750		645	226,979
1297321	Atlanta	GA		01/30/2024	8.500		696	98,840
1297344	Cocoa	FL		01/30/2024	7.250		180	75,542
1329233	North Charleston	SC		02/23/2024	7.990		2	31,351
1329252	Albany	NY		02/23/2024	9.000		1	24,704
1329264	Conroe	TX		02/23/2024	8.500		32	51,705
1329314	Tujunga	CA		02/23/2024	9.375		101	94,218
1329317	Cleveland	OH		02/23/2024	8.990		91	29,874
1339962	Harrisburg	PA		02/28/2024	7.750		65	16,086
1383506	Hot Springs National Park	AR		03/21/2024	7.750		7	21,027
1413838	Lowell	AR		03/27/2024	3.500		96	22,605
1413938	Russellville	AR		03/27/2024	3.125		76	23,061
1414426	Bella Vista	AR		03/27/2024	4.125		68	12,086
1414937	Edmond	OK		03/27/2024	3.250		241	72,008
1415247	Maumelle	AR		03/27/2024	4.500		160	54,690
1415863	Fort Smith	AR		03/27/2024	3.250		199	98,077
1415889	Broken Arrow	OK		03/27/2024	3.375		77	44,663
1416065	Caraway	AR		03/27/2024	3.625		30	20,053
1416698	Welch	OK		03/27/2024	3.000		51	34,637
1491285	La Verne	CA		05/10/2024	7.250		17	165,000
1498435	Tyler	TX		05/16/2024	8.000		111	19,110
1498436	Suffern	NY		05/16/2024	7.500		865	125,489
1498438	Baltimore	MD		05/16/2024	8.250		168	27,391
1498490	Pittsburgh	PA		05/16/2024	8.875		133	20,384
1498506	Baltimore	MD		05/16/2024	7.875		173	31,850
1498685	Newton	NJ		05/16/2024	9.500		311	54,782
1512085	Port Arthur	TX		05/23/2024	7.375		52	29,200
1512131	Stockbridge	GA		05/23/2024	7.750		35	65,000
1512175	San Clemente	CA		05/23/2024	9.500		30	465,000
1549103	Philadelphia	PA		06/13/2024	7.875		810	146,800

STATEMENT AS OF SEPTEMBER 30, 2024 OF THE First Allmerica Financial Life Insurance Company

**SCHEDULE B - PART 2**

Showing All Mortgage Loans ACQUIRED AND ADDITIONS MADE During the Current Quarter

1 Loan Number	2 Location		4 Loan Type	5 Date Acquired	6 Rate of Interest	7 Actual Cost at Time of Acquisition	8 Additional Investment Made After Acquisition	9 Value of Land and Buildings
	City	3 State						
1565529	Debarry	FL		06/25/2024	8.875		.47	92,000
1569071	Riviera Beach	FL		06/26/2024	7.000		.16	63,000
1569091	Holmes Beach	FL		06/26/2024	7.625		1,412	347,000
1569109	Akron	OH		06/26/2024	9.625		216	27,800
1569156	Pittsburgh	PA		06/26/2024	8.875		229	30,600
1569191	Jacksonville	FL		06/26/2024	7.250		286	45,500
1569202	Fayetteville	GA		06/26/2024	7.125		630	159,980
1569578	Paradise Valley	AZ		06/26/2024	7.875		3,326	860,000
1577764	Sunnyvale	CA		09/26/2024	7.125	80,691		99,600
1577765	Oakland	CA		09/26/2024	7.750	65,641		81,000
1577766	Arroyo Grande	CA		09/26/2024	7.250	67,328		83,100
1577767	Peoria	AZ		09/26/2024	7.750	80,228		99,000
1577768	Maple Valley	WA		09/26/2024	7.125	75,952		144,000
1577769	La Palma	CA		09/26/2024	7.250	59,793		73,800
1577770	Alpharetta	GA		09/26/2024	7.375	56,743		74,700
1577771	Branford	FL		09/26/2024	7.990	13,242		16,350
1577772	Butler	TN		09/26/2024	7.375	12,524		16,500
1577773	Nashville	TN		09/26/2024	7.000	50,909		62,790
1577774	Manhasset	NY		09/26/2024	6.875	87,214		109,500
1577775	Seattle	WA		09/26/2024	6.750	71,559		88,500
1577776	McAllen	TX		09/26/2024	7.250	136,114		168,000
1577777	Centennial	CO		09/26/2024	7.750	68,072		84,000
1577778	San Antonio	TX		09/26/2024	6.625	58,396		81,000
1577779	Denver	CO		09/26/2024	6.875	60,806		201,000
1577780	Dallas	TX		09/26/2024	7.375	18,733		31,800
1577781	Aitkin	MN		09/26/2024	6.875	12,904		17,040
1577782	Williamstown	NY		09/26/2024	7.625	8,463		12,600
1577783	Palo Alto	CA		09/26/2024	6.875	91,209		144,000
1577784	San Jose	CA		09/26/2024	6.875	59,588		197,700
1577785	Summerfield	FL		09/26/2024	8.625	13,044		17,190
1577786	Lakeside	AZ		09/26/2024	7.500	17,624		57,000
1577787	Knoxville	TN		09/26/2024	6.875	13,826		25,020
1577789	Seattle	WA		09/26/2024	6.750	52,073		73,500
1577790	Kennett Square	PA		09/26/2024	7.000	54,605		78,000
1577791	San Pedro	CA		09/26/2024	6.750	57,186		85,500
1577792	Alamo	CA		09/26/2024	6.875	121,612		204,000
1577793	Aliso Viejo	CA		09/26/2024	6.875	78,981		168,030
1577794	Soquel	CA		09/26/2024	7.250	57,119		92,460
1577795	Bellevue	WA		09/26/2024	7.250	111,897		138,000
1577796	San Diego	CA		09/26/2024	7.125	80,813		109,800
1577797	Delray Beach	FL		09/26/2024	7.375	134,263		166,260
1577798	San Clemente	CA		09/26/2024	7.250	49,058		69,440
1577799	Oakland	CA		09/26/2024	7.125	64,650		79,800
1577800	Naples	FL		09/26/2024	7.325	30,384		43,140
1577801	Coos Bay	OR		09/26/2024	7.125	12,405		20,400
1577802	Boulder	CO		09/26/2024	6.750	80,798		186,000
1577803	Mountain View	CA		09/26/2024	7.125	136,714		180,000
1577804	Sausalito	CA		09/26/2024	7.750	149,516		184,500
1577805	Temecula	CA		09/26/2024	7.375	60,693		70,500
1577806	Santa Cruz	CA		09/26/2024	7.250	97,984		129,000
1577807	San Antonio	TX		09/26/2024	6.750	87,432		107,940
1577808	Sammamish	WA		09/26/2024	7.125	61,977		76,500
1577809	Los Altos	CA		09/26/2024	6.875	106,320		246,000
1577810	Aliso Viejo	CA		09/26/2024	6.875	83,841		108,000
1577811	Kent	WA		09/26/2024	7.250	62,208		81,900

STATEMENT AS OF SEPTEMBER 30, 2024 OF THE First Allmerica Financial Life Insurance Company

**SCHEDULE B - PART 2**

Showing All Mortgage Loans ACQUIRED AND ADDITIONS MADE During the Current Quarter

1 Loan Number	2 Location		4 Loan Type	5 Date Acquired	6 Rate of Interest	7 Actual Cost at Time of Acquisition	8 Additional Investment Made After Acquisition	9 Value of Land and Buildings
	City	3 State						
1577812	Ashburn	VA		09/26/2024	7.000	71,172		87,855
1577813	Bothell	WA		09/26/2024	6.500	89,006		145,380
1577814	Bellevue	WA		09/26/2024	7.250	63,803		90,000
1577815	Mountain Lakes	NJ		09/26/2024	6.875	62,212		76,800
1577816	Lafayette	CA		09/26/2024	7.125	68,326		103,800
1577817	Woodinville	WA		09/26/2024	7.250	70,184		99,000
1577818	Arlington	VA		09/26/2024	6.375	78,702		106,500
1577819	Flagstaff	AZ		09/26/2024	7.125	47,394		58,500
1577820	Armonk	NY		09/26/2024	7.250	172,573		213,000
1577821	Boynton Beach	FL		09/26/2024	7.500	60,030		77,536
1577822	Seattle	WA		09/26/2024	7.125	97,902		133,200
1577823	Washington	DC		09/26/2024	7.125	69,511		85,800
1577824	Bethel Island	CA		09/26/2024	6.750	72,234		89,334
1577825	Buena Vista	CO		09/26/2024	6.875	126,709		156,420
1577826	Pensacola	FL		09/26/2024	6.990	18,817		30,600
1577827	Scottsdale	AZ		09/26/2024	8.490	26,659		41,310
1577828	Seattle	WA		09/26/2024	6.750	91,205		129,900
1577829	Elgin	IL		09/26/2024	7.250	29,646		45,000
1577830	Bellevue	WA		09/26/2024	7.000	85,547		132,000
1577831	Sedona	AZ		09/26/2024	7.750	35,462		44,100
1577832	Arlington	VA		09/26/2024	7.625	18,170		23,940
1577833	Palm Bay	FL		09/26/2024	7.625	15,232		21,600
1577834	Pahrump	NV		09/26/2024	7.625	17,068		22,500
1577835	Granby	CO		09/26/2024	8.500	38,098		53,746
1577836	Palm Springs	CA		09/26/2024	7.125	36,362		73,500
1577837	Wayzata	MN		09/26/2024	7.625	19,942		64,500
1577839	Seal Rock	OR		09/26/2024	8.625	29,118		35,940
1577840	Gold Canyon	AZ		09/26/2024	7.990	20,248		26,700
1577841	Big Bear City	CA		09/26/2024	7.125	21,755		28,667
1577842	Charlotte	NC		09/26/2024	7.625	13,847		18,480
1577843	Sunrise Beach	MO		09/26/2024	7.375	20,949		27,600
1577844	Ellington	MO		09/26/2024	7.125	17,774		34,800
1577845	Atlanta	GA		09/26/2024	7.375	46,546		72,000
1577846	Wallace	ID		09/26/2024	7.125	16,041		23,340
1577847	Blaine	WA		09/26/2024	7.125	16,684		34,500
1577848	Ft. Lauderdale	FL		09/26/2024	7.500	15,303		39,000
1577849	Little River	SC		09/26/2024	8.125	13,896		18,300
1577850	Kissimmee	FL		09/26/2024	6.990	16,618		21,900
1577852	Houston	TX		09/26/2024	6.625	86,632		132,000
1577853	Medfield	MA		09/26/2024	6.750	59,938		75,000
1577854	New York	NY		09/26/2024	6.875	77,027		102,000
1577855	Marco Island	FL		09/26/2024	7.750	34,565		48,750
1577856	Scotts Valley	CA		09/26/2024	7.125	45,875		93,300
1577857	Chicago	IL		09/26/2024	7.000	50,125		79,500
1577858	Phoenix	AZ		09/26/2024	7.250	61,005		86,250
1577859	Draper	UT		09/26/2024	6.750	63,125		78,000
1577860	Charlotte	NC		09/26/2024	6.750	91,046		123,000
1577861	Golden	CO		09/26/2024	6.500	39,503		68,400
1577862	Potomac	MD		09/26/2024	6.875	84,520		132,000
1577863	Bethesda	MD		09/26/2024	7.000	62,216		76,800
1577864	Alexandria	VA		09/26/2024	7.250	51,043		63,000
1577866	Herndon	VA		09/26/2024	7.375	53,476		66,000
1577867	Washington	DC		09/26/2024	7.000	75,188		99,000
1577868	Alexandria	VA		09/26/2024	7.250	58,568		74,160
1577869	Falls Church	VA		09/26/2024	6.750	54,966		67,800

E02.2

STATEMENT AS OF SEPTEMBER 30, 2024 OF THE First Allmerica Financial Life Insurance Company

**SCHEDULE B - PART 2**

Showing All Mortgage Loans ACQUIRED AND ADDITIONS MADE During the Current Quarter

1 Loan Number	2 Location		4 Loan Type	5 Date Acquired	6 Rate of Interest	7 Actual Cost at Time of Acquisition	8 Additional Investment Made After Acquisition	9 Value of Land and Buildings
	City	3 State						
1577870	Potomac	MD		09/26/2024	7.625	79,008		179,460
1577871	Ashburn	VA		09/26/2024	7.000	63,849		90,000
1577872	Katy	TX		09/26/2024	7.250	53,461		66,000
1577873	Austin	TX		09/26/2024	6.875	127,325		180,000
1577874	Lake Stevens	WA		09/26/2024	7.250	120,407		158,400
1577875	Miami	FL		09/26/2024	6.875	72,967		90,000
1577876	Mission Viejo	CA		09/26/2024	7.375	63,929		78,900
1577878	Melbourne	FL		09/26/2024	7.125	102,080		123,600
1577879	Mill Valley	CA		09/26/2024	7.250	138,545		171,000
1577880	San Bruno	CA		09/26/2024	7.000	75,357		93,000
1577881	San Jose	CA		09/26/2024	6.875	23,182		194,700
1577882	Orinda	CA		09/26/2024	6.500	157,467		210,000
1577883	San Clemente	CA		09/26/2024	6.875	75,335		93,000
1577884	Orland Park	IL		09/26/2024	7.125	65,676		81,000
1577885	Galveston	TX		09/26/2024	7.625	17,285		28,500
1577886	Flagstaff	AZ		09/26/2024	7.000	6,076		33,900
1577887	Auburndale	FL		09/26/2024	7.500	15,060		18,600
1577888	Pittsburg	TX		09/26/2024	7.125	25,457		33,600
1577889	Winter Haven	FL		09/26/2024	7.375	21,470		26,520
1577890	Titusville	FL		09/26/2024	7.500	20,473		25,500
1577891	Raleigh	NC		09/26/2024	6.125	13,957		27,090
1577892	Santa Rosa Beach	FL		09/26/2024	7.325	30,244		42,660
1577893	Odessa	TX		09/26/2024	7.250	7,553		9,944
1577894	Scottsdale	AZ		09/26/2024	7.375	22,057		29,100
1577895	Wakefield	NH		09/26/2024	7.625	22,319		33,600
1577896	Bradenton	FL		09/26/2024	7.625	25,507		33,600
1577897	Ocean City	NJ		09/26/2024	7.125	25,499		33,600
1577898	Pocasset	MA		09/26/2024	7.375	30,057		39,600
1577899	Okawville	IL		09/26/2024	7.500	3,403		4,200
1577900	Phoenix	AZ		09/26/2024	7.125	24,024		44,162
1577901	Salvo	NC		09/26/2024	7.125	23,296		30,900
1577902	Kingsland	GA		09/26/2024	6.875	23,214		30,594
1577903	Honolulu	HI		09/26/2024	7.500	36,699		48,330
1577904	San Mateo	CA		09/26/2024	6.750	112,388		198,300
1577905	Washington	DC		09/26/2024	7.375	86,595		114,000
1577906	Atascadero	CA		09/26/2024	7.500	60,772		90,000
1577907	San Francisco	CA		09/26/2024	6.750	71,382		141,000
1577908	Montclair	NJ		09/26/2024	7.000	64,214		105,600
1577909	Dallas	TX		09/26/2024	7.000	56,942		93,720
1577910	Weston	MA		09/26/2024	7.000	115,410		143,400
1577911	Cary	NC		09/26/2024	7.750	46,364		102,000
1577912	San Marcos	CA		09/26/2024	6.750	70,803		87,411
1577913	Kenilworth	IL		09/26/2024	7.125	79,054		126,000
1577914	Battle Ground	WA		09/26/2024	6.750	72,902		89,940
1577915	Lake Forest	CA		09/26/2024	6.750	68,747		92,400
1577916	Prosperity	SC		09/26/2024	7.125	24,913		40,800
1577917	Newton	MA		09/26/2024	6.750	55,331		81,600
1577918	Waterboro	ME		09/26/2024	8.125	24,315		46,500
1577919	Saint George	UT		09/26/2024	7.375	18,216		50,520
1577920	Middletown	RI		09/26/2024	7.500	34,184		45,000
1577921	La Grange	TX		09/26/2024	7.250	12,153		20,610
1577922	Pella	IA		09/26/2024	7.625	18,125		23,865
1577923	Mc Cormick	SC		09/26/2024	7.125	14,279		25,342
1577924	Grand Haven	MI		09/26/2024	7.625	29,628		39,000
1577926	Green Valley	AZ		09/26/2024	7.500	9,418		19,800

STATEMENT AS OF SEPTEMBER 30, 2024 OF THE First Allmerica Financial Life Insurance Company

**SCHEDULE B - PART 2**

Showing All Mortgage Loans ACQUIRED AND ADDITIONS MADE During the Current Quarter

1 Loan Number	2 Location		4 Loan Type	5 Date Acquired	6 Rate of Interest	7 Actual Cost at Time of Acquisition	8 Additional Investment Made After Acquisition	9 Value of Land and Buildings
	City	3 State						
1577927	Albuquerque	NM		09/26/2024	7.125	10,875		21,120
1577928	Punta Gorda	FL		09/26/2024	8.000	30,393		37,500
1577929	Fort Towson	OK		09/26/2024	7.625	22,791		30,000
1577930	Armstrong Creek	WI		09/26/2024	7.375	8,660		17,280
1577931	South Jordan	UT		09/26/2024	6.625	50,185		87,750
1577932	Lake Stevens	WA		09/26/2024	7.125	33,125		56,697
1577933	Weymouth	MA		09/26/2024	6.875	48,645		60,000
1577934	Entiat	WA		09/26/2024	7.375	13,047		24,300
1577936	Las Vegas	NV		09/26/2024	7.625	19,456		24,059
1577937	Savannah	GA		09/26/2024	7.875	8,376		12,000
1577938	Sarasota	FL		09/26/2024	7.375	26,890		35,400
1577939	Brentwood	MO		09/26/2024	7.500	11,395		15,000
1577940	Louisville	CO		09/26/2024	8.125	20,653		27,180
1577942	Fort Myers	FL		09/26/2024	7.125	23,514		30,984
1577944	Portland	OR		09/26/2024	7.500	17,535		23,100
1577945	Terrebonne	OR		09/26/2024	6.625	25,733		49,440
1577946	North Las Vegas	NV		09/26/2024	7.625	18,691		23,100
1577947	New Braunfels	TX		09/26/2024	7.125	24,033		29,700
1577948	Rockport	TX		09/26/2024	7.000	14,712		25,616
1577949	New Portland	ME		09/26/2024	7.625	15,052		19,860
1577950	Bethel	ME		09/26/2024	6.875	15,176		30,960
1577951	Boise	ID		09/26/2024	6.375	56,859		90,600
1577952	Virginia Beach	VA		09/26/2024	7.000	25,348		35,760
1577953	Tucson	AZ		09/26/2024	6.875	50,578		66,600
1577954	Puyallup	WA		09/26/2024	7.250	60,036		74,100
1577955	Huntersville	NC		09/26/2024	7.125	37,672		46,500
1577956	Seattle	WA		09/26/2024	6.875	48,360		59,700
1577957	St. Pete Beach	FL		09/26/2024	7.990	35,353		46,560
1577958	Thornton	CO		09/26/2024	7.490	40,321		53,520
1577959	Indio	CA		09/26/2024	7.625	12,556		34,800
1577960	Strawberry Valley	CA		09/26/2024	7.625	18,802		23,220
1577961	Camano Island	WA		09/26/2024	7.625	31,337		38,700
1577962	Bryan	TX		09/26/2024	7.125	9,579		14,340
1577963	Paradise Valley	AZ		09/26/2024	7.125	12,335		16,260
1577964	Brian Head	UT		09/26/2024	6.990	9,971		13,140
1577965	Windham	ME		09/26/2024	6.990	18,875		29,400
1577966	Issaquah	WA		09/26/2024	7.500	67,571		88,950
1577967	Kill Devil Hills	NC		09/26/2024	7.750	34,036		48,000
1577969	St Louis Park	MN		09/26/2024	7.750	44,883		57,300
1577970	Bellevue	WA		09/26/2024	7.125	79,589		126,600
1577971	Highlands Ranch	CO		09/26/2024	7.750	30,389		68,250
1577972	Redmond	WA		09/26/2024	7.000	84,757		139,500
1577973	Boston	MA		09/26/2024	6.625	51,681		94,200
1577974	Rancho Mirage	CA		09/26/2024	8.000	54,815		67,680
1577975	Chantilly	VA		09/26/2024	7.375	71,783		94,500
1577976	Wellesley	MA		09/26/2024	6.875	42,564		85,200
1577977	Aldie	VA		09/26/2024	7.250	72,632		102,454
1577978	Lincoln	MO		09/26/2024	7.625	25,811		51,000
1577979	Stowe	VT		09/26/2024	6.750	45,523		60,000
1577980	San Antonio	TX		09/26/2024	6.750	57,055		70,500
1577982	Goleta	CA		09/26/2024	6.750	65,197		99,300
1577983	Goleta	CA		09/26/2024	7.500	56,245		91,530
1577984	St Petersburg	FL		09/26/2024	7.500	71,407		94,800
1577986	Altadena	CA		09/26/2024	6.875	86,345		114,000
1577987	Fremont	CA		09/26/2024	8.125	58,922		77,700

E02.4

STATEMENT AS OF SEPTEMBER 30, 2024 OF THE First Allmerica Financial Life Insurance Company

**SCHEDULE B - PART 2**

Showing All Mortgage Loans ACQUIRED AND ADDITIONS MADE During the Current Quarter

1 Loan Number	2 Location		4 Loan Type	5 Date Acquired	6 Rate of Interest	7 Actual Cost at Time of Acquisition	8 Additional Investment Made After Acquisition	9 Value of Land and Buildings
	City	3 State						
1577988	Goleta	CA		09/26/2024	6.750	59,291		90,000
1577989	Morris Plains	NJ		09/26/2024	6.750	54,723		75,000
1577990	Gilbert	AZ		09/26/2024	7.125	66,155		87,030
1577991	Princeton	NJ		09/26/2024	7.125	59,338		78,000
1577992	Atlanta	GA		09/26/2024	6.750	47,815		85,950
1577993	San Diego	CA		09/26/2024	6.875	82,088		119,700
1577994	Ponte Vedra Beach	FL		09/26/2024	7.250	82,575		102,000
1577995	Cardiff	CA		09/26/2024	6.750	71,748		163,800
1577996	Raleigh	NC		09/26/2024	6.875	85,128		162,000
1577997	Sacramento	CA		09/26/2024	7.125	33,006		41,160
1577998	Alexandria	VA		09/26/2024	6.750	109,351		168,000
1577999	Brookhaven	GA		09/26/2024	6.625	58,681		82,800
1578000	Reno	NV		09/26/2024	7.000	50,891		83,760
1578001	Danville	CA		09/26/2024	7.500	60,772		95,700
1578002	Austin	TX		09/26/2024	7.000	80,988		100,500
1578003	Vista	CA		09/26/2024	6.750	46,795		67,500
1578004	Lake Oswego	OR		09/26/2024	7.125	51,647		90,000
1578005	Pinole	CA		09/26/2024	7.500	61,258		75,600
1578006	Spring	TX		09/26/2024	7.375	114,853		157,800
1578007	Bozeman	MT		09/26/2024	6.875	54,679		97,800
1578008	Dallas	TX		09/26/2024	6.875	48,545		73,800
1578009	Dallas	TX		09/26/2024	7.000	66,578		93,960
1578010	Hickory	NC		09/26/2024	6.750	52,063		91,800
1578011	Houston	TX		09/26/2024	6.875	72,901		132,600
1578012	Glencoe	IL		09/26/2024	7.500	76,819		117,900
1578013	Golden	CO		09/26/2024	7.250	82,641		102,000
1578014	Houston	TX		09/26/2024	6.875	71,234		100,500
1578015	Coppell	TX		09/26/2024	7.000	77,770		96,000
1578016	Alpharetta	GA		09/26/2024	7.250	28,438		46,800
1578017	Mead	CO		09/26/2024	7.625	51,919		57,000
1578019	Friendswood	TX		09/26/2024	7.625	57,301		99,000
1578020	Montclair	NJ		09/26/2024	7.125	72,365		102,000
1578021	Tyrone	GA		09/26/2024	6.875	46,538		85,200
1578022	South Kingstown	RI		09/26/2024	7.000	47,431		58,500
1578023	Laguna Niguel	CA		09/26/2024	7.125	54,487		76,800
1578024	Kentfield	CA		09/26/2024	6.625	103,361		146,400
1578025	Scottsdale	AZ		09/26/2024	7.000	53,544		75,600
1578026	Bozeman	MT		09/26/2024	6.875	48,603		76,800
1578027	Mesquite	NV		09/26/2024	8.000	39,939		52,620
1578028	Takoma Park	MD		09/26/2024	6.750	65,553		81,000
1578029	Coto De Caza	CA		09/26/2024	7.625	121,551		213,000
1578030	Santa Ynez	CA		09/26/2024	7.250	95,674		198,000
1578031	Kensington	MD		09/26/2024	7.125	48,468		87,000
1578032	Seattle	WA		09/26/2024	7.000	70,538		87,000
1578033	Ijamsville	MD		09/26/2024	6.750	69,255		85,500
1578034	Sammamish	WA		09/26/2024	6.625	84,893		129,000
1578035	Prosper	TX		09/26/2024	7.125	69,876		90,000
1578036	West Palm Beach	FL		09/26/2024	7.125	50,128		66,000
1578037	Lahaina	HI		09/26/2024	6.625	116,726		157,500
1578039	Los Gatos	CA		09/26/2024	6.875	103,370		189,000
1578040	Prosper	TX		09/26/2024	6.625	53,951		66,551
1578041	Fort Collins	CO		09/26/2024	7.125	128,919		159,000
1578042	Glen Arm	MD		09/26/2024	6.875	42,236		52,140
1578043	Matthews	NC		09/26/2024	6.625	51,331		86,100
1578044	Alpine	UT		09/26/2024	7.125	102,770		163,500

STATEMENT AS OF SEPTEMBER 30, 2024 OF THE First Allmerica Financial Life Insurance Company

**SCHEDULE B - PART 2**

Showing All Mortgage Loans ACQUIRED AND ADDITIONS MADE During the Current Quarter

1 Loan Number	2 Location		4 Loan Type	5 Date Acquired	6 Rate of Interest	7 Actual Cost at Time of Acquisition	8 Additional Investment Made After Acquisition	9 Value of Land and Buildings
	City	3 State						
1578045	Laguna Niguel	CA		09/26/2024	7.125	57,724		123,000
1578046	Olathe	KS		09/26/2024	8.000	29,445		36,330
1578047	Lake Tapps	WA		09/26/2024	7.375	43,997		54,300
1578048	Laguna Niguel	CA		09/26/2024	7.125	157		142,200
1578050	Arcadia	CA		09/26/2024	7.125	62,205		81,900
1578051	Palo Alto	CA		09/26/2024	6.750	62,215		120,000
1578052	Carlsbad	CA		09/26/2024	7.000	101,970		126,000
1578053	Lancaster	CA		09/26/2024	6.375	24,295		42,000
1578054	Prosper	TX		09/26/2024	7.250	56,532		69,720
1578056	Ponte Vedra Beach	FL		09/26/2024	8.000	51,617		64,380
1578057	San Mateo	CA		09/26/2024	6.500	68,093		103,200
1578058	Southold	NY		09/26/2024	7.500	27,003		33,300
1578059	Poway	CA		09/26/2024	6.375	62,011		125,700
1578060	San Diego	CA		09/26/2024	6.875	98,506		132,000
1578061	Olympia	WA		09/26/2024	7.625	24,869		35,100
1578062	Pagosa Springs	CO		09/26/2024	7.499	33,045		43,500
1578063	Spokane	WA		09/26/2024	7.125	20,363		32,700
1578064	McKinney	TX		09/26/2024	6.999	21,645		28,500
1578065	Lake Tapps	WA		09/26/2024	7.615	46,587		72,000
1578066	Ojai	CA		09/26/2024	7.500	43,756		72,000
1578067	Morganton	GA		09/26/2024	7.624	23,879		31,433
1578068	Bayville	NJ		09/26/2024	7.625	10,636		41,100
1578069	Milton	GA		09/26/2024	6.875	68,103		84,000
1578070	Caldwell	ID		09/26/2024	6.875	59,782		73,800
1578071	Woodstock	MD		09/26/2024	6.875	62,509		77,100
1578072	San Jose	CA		09/26/2024	7.000	96,241		126,720
1578073	Southwest Ranches	FL		09/26/2024	7.125	72,973		90,000
1578075	Rancho Cucamonga	CA		09/26/2024	8.000	25,790		31,800
1578076	Glendora	CA		09/26/2024	7.750	140,132		172,920
1578077	Mount Pleasant	SC		09/26/2024	7.250	76,807		95,996
1578078	Milton	GA		09/26/2024	7.000	70,538		87,000
1578079	Chantilly	VA		09/26/2024	6.625	58,147		71,790
1578080	Boise	ID		09/26/2024	7.125	26,157		32,280
1578082	Southlake	TX		09/26/2024	6.625	77,907		102,600
1578083	Surprise	AZ		09/26/2024	7.625	51,051		63,000
1578084	La Mesa	CA		09/26/2024	6.875	73,328		91,200
1578085	Oakwood	GA		09/26/2024	7.000	24,372		30,060
1578086	Corolla	NC		09/26/2024	7.750	34,742		42,840
1578087	Woodinville	WA		09/26/2024	6.875	86,831		142,800
1578088	Issaquah	WA		09/26/2024	6.625	75,265		106,200
1578089	Los Angeles	CA		09/26/2024	7.000	59,239		78,000
1578091	Poway	CA		09/26/2024	7.750	35,885		57,060
1578092	Colorado Springs	CO		09/26/2024	6.750	55,719		75,000
1578093	Tampa	FL		09/26/2024	6.500	60,798		101,400
1578094	Leander	TX		09/26/2024	6.875	59,926		79,011
1578095	La Verne	CA		09/26/2024	6.750	51,638		78,900
1578096	Newport Beach	CA		09/26/2024	6.375	120,249		270,000
1578097	Carlsbad	CA		09/26/2024	7.125	82,940		126,000
1578098	Washoe Valley	NV		09/26/2024	7.000	57,637		79,500
1578099	Novato	CA		09/26/2024	7.000	51,988		90,600
1578100	Manassas	VA		09/26/2024	6.750	60,599		79,800
1578101	Jonestown	TX		09/26/2024	7.250	127,708		276,000
1578102	Osage Beach	MO		09/26/2024	7.375	30,773		37,950
1578103	Santa Ana	CA		09/26/2024	6.875	81,698		109,500
1578104	Frisco	TX		09/26/2024	6.875	74,306		91,730

STATEMENT AS OF SEPTEMBER 30, 2024 OF THE First Allmerica Financial Life Insurance Company

**SCHEDULE B - PART 2**

Showing All Mortgage Loans ACQUIRED AND ADDITIONS MADE During the Current Quarter

1 Loan Number	2 Location		4 Loan Type	5 Date Acquired	6 Rate of Interest	7 Actual Cost at Time of Acquisition	8 Additional Investment Made After Acquisition	9 Value of Land and Buildings
	City	3 State						
1578105	Atascadero	CA		09/26/2024	7.000	51,477		64,800
1578106	Canyon Country	CA		09/26/2024	6.750	64,954		99,000
1578107	Bend	OR		09/26/2024	7.750	64,426		79,500
1578108	Kirkland	WA		09/26/2024	6.625	62,641		89,520
1578110	Saint Augustine	FL		09/26/2024	6.375	26,742		45,000
1578111	Goliad	TX		09/26/2024	7.750	58,909		72,000
1578112	Redondo Beach	CA		09/26/2024	6.750	30,182		102,000
1578113	Bend	OR		09/26/2024	7.500	50,745		67,200
1578114	Granby	CO		09/26/2024	6.375	37,901		46,800
1578115	Linden	MI		09/26/2024	7.625	57,931		76,200
1578116	Humble	TX		09/26/2024	7.125	59,000		72,825
1578117	Lompoc	CA		09/26/2024	6.875	47,966		59,400
1578118	Trophy Club	TX		09/26/2024	6.875	68,103		96,000
1578119	Carlsbad	CA		09/26/2024	6.875	81,945		134,928
1578120	Wildwood	MO		09/26/2024	7.125	60,759		109,500
1578121	Redmond	OR		09/26/2024	8.000	29,128		35,940
1578122	Oak Island	NC		09/26/2024	7.750	29,174		36,000
1578123	Houston	TX		09/26/2024	6.875	60,806		151,500
1578124	Fort Wayne	IN		09/26/2024	7.000	53,467		66,000
1578125	Palm Springs	CA		09/26/2024	8.000	38,130		47,100
1578126	Frisco	TX		09/26/2024	6.625	42,127		81,540
1578127	Fallbrook	CA		09/26/2024	7.125	45,571		90,000
1578128	Loxahatchee	FL		09/26/2024	6.875	55,165		68,100
1578129	Golden	CO		09/26/2024	7.375	69,124		97,500
1578130	Duluth	GA		09/26/2024	6.750	48,420		99,000
1578131	San Diego	CA		09/26/2024	7.000	66,707		83,100
1578132	Merced	CA		09/26/2024	7.375	61,984		76,500
1578133	Atlanta	GA		09/26/2024	8.000	50,731		62,712
1578134	Brentwood	TN		09/26/2024	6.875	66,344		100,800
1578135	Seal Beach	CA		09/26/2024	7.250	56,828		70,140
1578136	Chandler	AZ		09/26/2024	8.000	38,751		51,000
1578137	Santa Ana	CA		09/26/2024	8.000	59,069		72,900
1578138	Costa Mesa	CA		09/26/2024	7.500	150,715		186,000
1578139	Salida	CO		09/26/2024	7.375	36,976		45,600
1578140	Salt Lake City	UT		09/26/2024	7.625	60,166		74,400
1578141	Huntington Beach	CA		09/26/2024	6.875	66,830		106,500
1578142	Irvine	CA		09/26/2024	7.000	54,682		108,000
1578143	Houston	TX		09/26/2024	6.500	65,602		86,400
1578144	Phoenix	AZ		09/26/2024	7.375	75,839		93,600
1578145	Los Angeles	CA		09/26/2024	7.125	109,371		135,000
1578146	Orlando	FL		09/26/2024	6.750	12,994		73,200
1578147	Tracy	CA		09/26/2024	7.875	51,884		64,062
1578148	Rancho Santa Margarita	CA		09/26/2024	7.875	53,002		65,400
1578149	Queen Creek	AZ		09/26/2024	7.375	165,291		204,000
1578150	Norwalk	CT		09/26/2024	6.875	53,509		66,000
1578151	Cathedral City	CA		09/26/2024	7.980	34,851		45,900
1578152	Las Vegas	NV		09/26/2024	6.750	59,232		78,000
1578153	Herndon	VA		09/26/2024	7.625	48,377		59,700
1578155	Lake Stevens	WA		09/26/2024	6.500	37,166		45,900
1578157	Frisco	TX		09/26/2024	6.875	29,120		77,400
1578158	Lincoln	CA		09/26/2024	7.125	62,704		77,397
1578159	Donnelly	ID		09/26/2024	7.125	78,990		108,000
1578161	Littleton	CO		09/26/2024	6.750	54,936		83,400
1578162	Carmel	CA		09/26/2024	7.000	90,967		168,000
1578163	Sonoma	CA		09/26/2024	7.375	57,123		70,500



STATEMENT AS OF SEPTEMBER 30, 2024 OF THE First Allmerica Financial Life Insurance Company

**SCHEDULE B - PART 2**

Showing All Mortgage Loans ACQUIRED AND ADDITIONS MADE During the Current Quarter

1 Loan Number	2 Location		4 Loan Type	5 Date Acquired	6 Rate of Interest	7 Actual Cost at Time of Acquisition	8 Additional Investment Made After Acquisition	9 Value of Land and Buildings
	3 City	3 State						
1578164	Gig Harbor	WA		09/26/2024	7.125	64,164		79,200
1578165	Arlington Heights	IL		09/26/2024	6.875	55,894		79,200
1578166	San Jose	CA		09/26/2024	7.375	91,153		141,600
1578167	Sacramento	CA		09/26/2024	7.250	90,328		123,480
1578168	Salt Lake City	UT		09/26/2024	7.125	60,700		162,000
1578169	Tarpon Springs	FL		09/26/2024	7.375	55,803		69,000
1578170	Chicago	IL		09/26/2024	7.125	65,208		93,000
1578171	Coeur D Alene	ID		09/26/2024	7.375	53,435		66,000
1578172	Upland	CA		09/26/2024	7.125	49,966		65,880
1578173	Bellevue	WA		09/26/2024	7.500	127,520		167,994
1578174	Exeter	NH		09/26/2024	7.125	46,908		57,900
1578175	Vacaville	CA		09/26/2024	8.000	70,705		87,300
1578176	Dripping Springs	TX		09/26/2024	7.500	50,076		61,800
1578177	Frazier Park	CA		09/26/2024	7.500	68,065		84,000
1578178	Groveland	FL		09/26/2024	7.500	52,224		64,500
1578179	Pensacola	FL		09/26/2024	8.000	89,962		111,000
1578180	Swanton	MD		09/26/2024	7.750	35,166		43,500
1578181	Easton	MD		09/26/2024	7.875	29,467		36,360
1578182	Cle Elum	WA		09/26/2024	7.000	38,883		47,997
1578183	Dadeville	AL		09/26/2024	7.625	54,455		67,200
1578184	Sammamish	WA		09/26/2024	7.875	160,222		197,700
1578185	Kennewick	WA		09/26/2024	7.500	77,729		96,000
1578186	Odessa	FL		09/26/2024	7.125	58,331		72,000
1578187	Encinitas	CA		09/26/2024	7.500	63,203		78,000
1578188	San Diego	CA		09/26/2024	7.250	73,283		126,360
1578189	Knoxville	TN		09/26/2024	6.875	82,696		102,000
1578190	Centennial	CO		09/26/2024	7.250	57,286		70,800
1578191	Torrance	CA		09/26/2024	7.375	72,380		89,400
1578192	Chandler	AZ		09/26/2024	7.375	70,235		87,000
1578193	San Diego	CA		09/26/2024	7.000	56,336		69,600
1578194	Bradenton	FL		09/26/2024	7.250	33,419		41,280
1578195	Boynton Beach	FL		09/26/2024	7.500	74,304		91,800
1578196	Vienna	VA		09/26/2024	7.375	97,154		120,000
1578197	Syracuse	IN		09/26/2024	7.500	24,283		30,000
1578198	Saint Simons Island	GA		09/26/2024	7.375	75,386		93,360
1578200	Naples	FL		09/26/2024	8.000	66,043		81,600
1578201	Coupeville	WA		09/26/2024	7.250	59,568		73,740
1578203	Vienna	VA		09/26/2024	6.875	67,986		96,000
1578204	Mesa	AZ		09/26/2024	7.625	170,901		210,900
1587768	Casa Grande	AZ		09/13/2024	8.625	15,316		18,600
1587769	Phoenix	AZ		09/13/2024	8.625	15,613		18,960
1587770	Riverview	FL		09/13/2024	8.000	13,701		16,650
1587775	Port Charlotte	FL		09/13/2024	8.250	16,024		19,500
1587782	Gravette	AR		09/13/2024	8.000	11,329		13,740
1587785	Savannah	GA		09/13/2024	8.000	39,878		48,300
1587786	Indianapolis	IN		09/13/2024	8.500	17,608		22,740
1587789	Buckeye	AZ		09/13/2024	6.999	16,317		20,994
1587791	Tampa	FL		09/13/2024	6.999	12,544		16,140
1587793	Las Vegas	NV		09/13/2024	6.999	20,571		25,800
1587794	Paterson	NJ		09/13/2024	8.250	18,655		23,400
1587795	Kennewick	WA		09/13/2024	7.125	18,874		23,400
1587796	New Orleans	LA		09/13/2024	7.999	18,099		22,500
1587797	Cape Coral	FL		09/13/2024	7.875	20,571		25,200
1587798	Granby	CT		09/13/2024	6.999	16,023		20,000
1587799	New Orleans	LA		09/13/2024	7.999	20,740		25,500

STATEMENT AS OF SEPTEMBER 30, 2024 OF THE First Allmerica Financial Life Insurance Company

**SCHEDULE B - PART 2**

Showing All Mortgage Loans ACQUIRED AND ADDITIONS MADE During the Current Quarter

1 Loan Number	2 Location		4 Loan Type	5 Date Acquired	6 Rate of Interest	7 Actual Cost at Time of Acquisition	8 Additional Investment Made After Acquisition	9 Value of Land and Buildings
	City	3 State						
1587800	Franklin	OH		09/13/2024	7.499	7,893		10,194
1587801	Humble	TX		09/13/2024	7.500	14,201		18,300
1587802	Sidney	OH		09/13/2024	8.875	6,193		8,100
1587804	Cartersville	GA		09/13/2024	8.375	12,591		16,200
1587808	Powder Springs	GA		09/13/2024	8.375	12,249		16,320
1587810	Rehoboth Beach	DE		09/13/2024	6.875	40,042		153,000
1587811	Sapphire	NC		09/13/2024	6.750	11,381		13,800
1587813	Glens Falls	NY		09/13/2024	8.375	9,756		12,600
1587814	Crowley	TX		09/13/2024	7.600	14,456		18,600
1587815	Fort Worth	TX		09/13/2024	8.975	11,626		15,300
1587816	Columbus	OH		09/13/2024	8.100	25,762		31,200
1587817	Atlanta	GA		09/13/2024	7.575	6,488		9,000
1587818	Lodi	CA		09/13/2024	7.375	21,631		29,820
1587819	Kissimmee	FL		09/13/2024	7.500	17,720		22,800
1587820	Anderson	IN		09/13/2024	7.150	8,106		11,220
1587821	Kokomo	IN		09/13/2024	7.350	6,725		9,480
1587822	Anderson	IN		09/13/2024	7.275	8,297		11,700
1587824	Albuquerque	NM		09/13/2024	7.275	11,272		15,600
1587826	Port Aransas	TX		09/13/2024	7.025	18,267		29,460
1587828	Grand Rapids	MI		09/13/2024	7.375	15,361		18,600
1587829	Smithfield	NC		09/13/2024	7.125	10,334		13,350
1587830	Buford	GA		09/13/2024	7.499	24,949		32,100
1587832	Lauderhill	FL		09/13/2024	7.250	23,504		28,500
1587833	Indio	CA		09/13/2024	6.875	17,945		24,840
1587836	Paterson	NJ		09/13/2024	8.250	27,349		37,800
1587838	Kennewick	WA		09/13/2024	6.875	19,008		24,600
1587839	San Diego	CA		09/13/2024	7.750	83,879		108,000
1587840	Cheektowaga	NY		09/13/2024	7.750	8,875		11,460
1587841	Buffalo	NY		09/13/2024	7.875	16,079		20,760
1587842	Keauau	HI		09/13/2024	7.875	24,784		30,000
1587844	Amherst	NY		09/13/2024	7.875	16,079		20,760
1587848	Phoenix	AZ		09/13/2024	6.999	13,375		19,980
1587850	Tempe	AZ		09/13/2024	8.625	28,699		36,600
1587853	El Paso	TX		09/13/2024	7.750	13,243		17,100
1587861	Dallas	TX		09/13/2024	7.375	27,193		40,800
1587865	Kailua Kona	HI		09/13/2024	7.750	18,367		23,700
1587866	Fort Pierce	FL		09/13/2024	8.000	17,288		22,320
1587867	Newport	OR		09/13/2024	7.375	23,053		29,730
1587871	Trenton	NJ		09/13/2024	8.000	16,288		22,500
1587872	Panama City	FL		09/13/2024	6.875	20,729		26,940
1587877	San Marcos	TX		09/13/2024	7.500	7,476		11,160
1587878	New Braunfels	TX		09/13/2024	6.999	22,523		29,100
1587879	Lords Valley	PA		09/13/2024	7.999	14,376		17,400
1587881	Houston	TX		09/13/2024	7.999	10,073		14,340
1587882	Charlotte	NC		09/13/2024	7.625	14,471		17,520
1587884	West Springfield	MA		09/13/2024	8.250	22,622		29,220
1587886	Mohave Valley	AZ		09/13/2024	6.999	13,744		17,700
1587889	Tallahassee	FL		09/13/2024	7.499	19,760		25,500
1587890	Coltawah	TN		09/13/2024	7.750	20,276		26,163
1587892	Miami	FL		09/13/2024	7.125	13,933		18,000
1587894	Barstow	CA		09/13/2024	7.499	13,142		15,900
1587896	Kingwood	TX		09/13/2024	6.750	12,888		15,600
1587897	Cave Creek	AZ		09/13/2024	7.750	34,118		41,154
1587898	Bakersfield	CA		09/13/2024	6.999	14,814		19,140
1587899	Indianapolis	IN		09/13/2024	7.999	13,926		16,800

STATEMENT AS OF SEPTEMBER 30, 2024 OF THE First Allmerica Financial Life Insurance Company

**SCHEDULE B - PART 2**

Showing All Mortgage Loans ACQUIRED AND ADDITIONS MADE During the Current Quarter

1 Loan Number	2 Location		4 Loan Type	5 Date Acquired	6 Rate of Interest	7 Actual Cost at Time of Acquisition	8 Additional Investment Made After Acquisition	9 Value of Land and Buildings
	3 City	3 State						
1587903	Lehigh Acres	FL		09/13/2024	7.375	22,793		27,600
1587904	Lewiston	ME		09/13/2024	8.375	15,575		20,040
1587905	Palmdale	CA		09/13/2024	7.625	28,601		34,500
1587906	Bakersfield	CA		09/13/2024	8.999	20,288		24,540
1587907	North Chesterfield	VA		09/13/2024	7.125	17,041		22,200
1587910	Milford	MA		09/13/2024	8.375	26,375		31,980
1587911	Germantown	MD		09/13/2024	6.875	21,857		28,200
1587918	Los Angeles	CA		09/13/2024	7.625	34,898		45,000
1587919	Kansas City	MO		09/13/2024	7.390	7,671		9,900
1587920	Hazleton	PA		09/13/2024	7.698	11,168		13,500
1587921	Philadelphia	PA		09/13/2024	8.092	21,315		25,779
1587922	Hammond	IN		09/13/2024	7.857	6,836		8,820
1587923	Baton Rouge	LA		09/13/2024	8.373	11,396		14,700
1587925	Dallas	TX		09/13/2024	8.124	12,578		15,300
1587926	Naples	FL		09/13/2024	8.624	14,143		17,100
1587927	Burbank	CA		09/13/2024	7.499	62,177		133,200
1587928	San Angelo	TX		09/13/2024	8.874	15,376		18,600
1587929	Port St Lucie	FL		09/13/2024	7.999	14,500		18,720
1587932	Gulf Breeze	FL		09/13/2024	7.500	22,104		28,440
1587933	Apollo Beach	FL		09/13/2024	8.125	16,555		21,300
1587935	Decatur	GA		09/13/2024	7.875	12,649		15,300
1587943	Tucson	AZ		09/13/2024	7.999	17,942		22,800
1587948	San Antonio	TX		09/13/2024	8.750	13,957		18,300
1587952	Auburn	AL		09/13/2024	7.999	15,812		20,400
1587963	Vancouver	WA		09/13/2024	7.875	24,182		39,000
1587964	Wilmington	NC		09/13/2024	8.525	15,134		18,300
1587966	Rockwell	NC		09/13/2024	7.375	15,669		20,160
1587967	Houston	TX		09/13/2024	7.250	9,669		15,600
1587968	Union City	NJ		09/13/2024	8.350	44,683		57,600
1587970	Lakeland	FL		09/13/2024	7.450	19,960		29,700
1587972	Concord	NC		09/13/2024	7.625	13,104		16,860
1587973	Cocoa Beach	FL		09/13/2024	7.625	30,626		45,600
1587974	Fredericksburg	VA		09/13/2024	7.775	13,640		16,500
1587975	Round Rock	TX		09/13/2024	7.150	14,949		21,600
1587976	Philadelphia	PA		09/13/2024	7.800	17,422		21,600
1587977	Wilmington	NC		09/13/2024	8.525	15,134		18,300
1587979	Boerne	TX		09/13/2024	8.050	33,485		47,520
1587980	Philadelphia	PA		09/13/2024	7.800	17,422		21,600
1587981	Kannapolis	NC		09/13/2024	7.625	12,466		16,380
1587982	Hialeah	FL		09/13/2024	7.550	79,027		118,800
1587983	East Orange	NJ		09/13/2024	7.150	26,960		37,500
1587984	Wilmington	NC		09/13/2024	8.525	15,134		18,300
1587985	Kannapolis	NC		09/13/2024	7.625	12,451		16,020
1587986	Houston	TX		09/13/2024	7.200	9,235		12,000
1587987	Columbus	OH		09/13/2024	8.050	10,232		13,500
1587988	Wilmington	NC		09/13/2024	8.525	15,134		18,300
1587989	Allentown	PA		09/13/2024	8.750	8,602		11,100
1587990	Houston	TX		09/13/2024	8.125	23,192		31,980
1587991	New Port Richey	FL		09/13/2024	7.375	11,870		14,400
1587992	Olathe	KS		09/13/2024	8.750	14,922		18,300
1587993	Detroit	MI		09/13/2024	7.750	11,625		15,000
1587994	Philadelphia	PA		09/13/2024	8.750	27,202		36,840
1587996	Grand Prairie	TX		09/13/2024	7.250	17,246		22,260
1587997	Portsmouth	VA		09/13/2024	8.250	15,669		20,400
1588000	Newark	NJ		09/13/2024	8.250	31,873		41,220

E02.10

STATEMENT AS OF SEPTEMBER 30, 2024 OF THE First Allmerica Financial Life Insurance Company

**SCHEDULE B - PART 2**

Showing All Mortgage Loans ACQUIRED AND ADDITIONS MADE During the Current Quarter

1 Loan Number	2 Location		4 Loan Type	5 Date Acquired	6 Rate of Interest	7 Actual Cost at Time of Acquisition	8 Additional Investment Made After Acquisition	9 Value of Land and Buildings
	City	3 State						
1588001	Kansas City	MO		09/13/2024	8.250	11,319		13,680
1588002	Clarkston	WA		09/13/2024	7.875	19,141		26,682
1588003	Denver	CO		09/13/2024	8.375	20,208		24,900
1588004	Sebring	FL		09/13/2024	7.125	11,239		16,380
1588006	San Antonio	TX		09/13/2024	6.500	10,943		13,260
1588007	Charlotte	NC		09/13/2024	8.375	12,162		14,670
1588008	Jackson	WI		09/13/2024	8.250	15,047		20,040
1588009	Philadelphia	PA		09/13/2024	8.875	26,114		33,600
1588010	North Charleston	SC		09/13/2024	8.000	15,817		20,400
1588011	Cheyenne	WY		09/13/2024	8.125	11,627		16,500
1588013	North Lauderdale	FL		09/13/2024	8.499	25,368		30,600
1588014	Houston	TX		09/13/2024	7.250	10,235		13,200
1588015	Tempe	AZ		09/13/2024	8.875	27,312		33,000
1588017	Riverside	CA		09/13/2024	7.250	32,566		45,000
1588019	Paterson	NJ		09/13/2024	7.999	21,857		26,400
1588021	Lake Elsinore	CA		09/13/2024	7.750	18,600		24,000
1588022	Tampa	FL		09/13/2024	7.250	26,560		32,100
1588023	Middleburg	FL		09/13/2024	7.875	12,153		17,400
1588024	Titusville	FL		09/13/2024	7.999	34,500		41,700
1588035	Decatur	GA		09/13/2024	7.875	12,906		15,600
1588050	Appleton	WI		09/13/2024	9.500	8,051		10,380
1588059	Eustis	FL		09/13/2024	7.625	12,695		16,380
1588060	Detroit	MI		09/13/2024	8.250	7,504		10,440
1588061	Indianapolis	IN		09/13/2024	7.250	11,776		17,700
1588063	Dowagiac	MI		09/13/2024	8.125	53,579		64,800
1588064	Delray Beach	FL		09/13/2024	7.500	6,379		8,820
1588065	North East	MD		09/13/2024	7.500	11,158		13,500
1588067	Tampa	FL		09/13/2024	7.625	18,116		21,900
1588069	Woodinville	WA		09/13/2024	7.250	21,109		32,160
1588072	Phoenix	AZ		09/13/2024	7.250	21,711		30,300
1588073	Columbus	OH		09/13/2024	6.999	10,873		17,076
1588077	Boynton Beach	FL		09/13/2024	7.499	8,979		15,000
1588078	Milton	FL		09/13/2024	7.750	10,229		13,200
1588080	Miami	FL		09/13/2024	7.500	18,634		22,500
1588084	Kennesaw	GA		09/13/2024	7.500	14,194		17,340
1588086	Church Hill	TN		09/13/2024	7.500	12,324		15,900
1588089	Avon	NC		09/13/2024	7.250	53,967		69,600
1588091	Chula Vista	CA		09/13/2024	6.875	58,918		114,000
1588092	Malvern	AR		09/13/2024	7.875	7,775		10,740
1588093	Jay	NY		09/13/2024	7.500	19,294		25,500
1588100	Lanham	MD		09/13/2024	7.375	22,067		26,700
1588104	Gaithersburg	MD		09/13/2024	7.375	8,393		12,600
1588107	Calera	AL		09/13/2024	7.375	10,925		14,100
1588111	Los Angeles	CA		09/13/2024	7.250	39,312		58,500
1588112	Porter	TX		09/13/2024	7.990	21,471		25,934
1588115	Charleston	SC		09/13/2024	7.500	12,408		17,700
1588117	Los Angeles	CA		09/13/2024	7.250	38,707		57,600
1588121	Indianapolis	IN		09/13/2024	6.875	12,081		16,740
1588123	Menifee	CA		09/13/2024	7.499	23,194		29,910
1588129	Homestead	FL		09/13/2024	7.250	25,648		33,000
1588133	Hemet	CA		09/13/2024	8.375	26,065		31,500
1588134	Miami	FL		09/13/2024	7.375	22,332		34,200
1588140	Fayetteville	AR		09/13/2024	6.999	13,867		21,120
1588141	Greendale	WI		09/13/2024	6.999	19,321		25,260
1588145	Bethany	OK		09/13/2024	6.999	9,924		12,000

E02.11

STATEMENT AS OF SEPTEMBER 30, 2024 OF THE First Allmerica Financial Life Insurance Company

**SCHEDULE B - PART 2**

Showing All Mortgage Loans ACQUIRED AND ADDITIONS MADE During the Current Quarter

1 Loan Number	2 Location		4 Loan Type	5 Date Acquired	6 Rate of Interest	7 Actual Cost at Time of Acquisition	8 Additional Investment Made After Acquisition	9 Value of Land and Buildings
	City	3 State						
1588147	Laveen	AZ		09/13/2024	6.750	19,050		27,479
1588148	Avondale	AZ		09/13/2024	7.625	14,657		18,900
1588150	Chester	VA		09/13/2024	7.499	16,874		20,400
1588151	Cape Coral	FL		09/13/2024	6.750	25,814		33,300
1588152	Mount Vernon	NY		09/13/2024	8.375	31,863		38,556
1588154	San Antonio	TX		09/13/2024	7.499	10,919		13,200
1588155	Okanogan	WA		09/13/2024	7.375	9,291		18,300
1588157	Atlanta	GA		09/13/2024	7.875	9,943		16,320
1588158	Lake Forest	CA		09/13/2024	7.250	69,763		117,000
1588160	Lincolnton	NC		09/13/2024	8.875	20,868		25,200
1588161	Rockdale	TX		09/13/2024	8.000	12,561		16,200
1588162	Fort Myers	FL		09/13/2024	7.750	8,149		10,500
1588164	Adelphi	MD		09/13/2024	8.000	6,958		9,000
1588167	Norfolk	VA		09/13/2024	7.500	9,423		11,400
1588168	Bradenton	FL		09/13/2024	7.750	7,769		10,740
1588169	Pueblo	CO		09/13/2024	7.250	11,679		16,200
1588170	North Miami Beach	FL		09/13/2024	7.625	19,869		28,800
1588171	Sevierville	TN		09/13/2024	7.750	53,048		68,400
1588176	Colorado Springs	CO		09/13/2024	7.250	26,187		35,100
1588177	Miami	FL		09/13/2024	7.750	39,060		54,000
1588179	North Brunswick	NJ		09/13/2024	7.500	15,599		20,100
1588182	Metairie	LA		09/13/2024	7.625	19,837		25,560
1588184	Phoenix	AZ		09/13/2024	7.375	14,363		19,800
1588196	York	SC		09/13/2024	7.625	14,239		19,680
1588197	Bodega Bay	CA		09/13/2024	8.375	43,448		52,500
1588201	Los Angeles	CA		09/13/2024	7.875	24,216		31,200
1588202	Lehigh Acres	FL		09/13/2024	7.500	19,542		27,600
1588204	Charlotte	NC		09/13/2024	7.990	16,104		22,200
1588206	Monroe	GA		09/13/2024	7.625	14,394		19,080
1588207	Panama City Beach	FL		09/13/2024	8.000	48,022		61,800
1588208	Fort Lauderdale	FL		09/13/2024	8.125	34,260		41,700
1588209	Minneapolis	MN		09/13/2024	8.625	9,446		11,394
1588212	Klamath Falls	OR		09/13/2024	7.750	19,079		24,600
1588214	Bakersfield	CA		09/13/2024	7.625	21,622		26,100
1588218	Fort Lauderdale	FL		09/13/2024	6.999	21,850		26,400
1588219	Miramar	FL		09/13/2024	7.125	74,499		90,000
1588221	Houston	TX		09/13/2024	6.875	15,131		18,282
1588223	Collierville	TN		09/13/2024	7.750	21,374		25,800
1588224	Lawton	OK		09/13/2024	6.999	14,642		17,676
1588225	San Bernardino	CA		09/13/2024	8.125	19,340		24,900
1588227	Bloomington	CA		09/13/2024	8.750	32,189		38,880
1588229	Benton	AR		09/13/2024	7.625	10,247		13,194
1588230	Biloxi	MS		09/13/2024	7.999	8,621		11,100
1588231	Houston	TX		09/13/2024	7.625	10,857		15,000
1588232	Chandler	AZ		09/13/2024	6.750	19,086		26,400
1588234	Fitchburg	MA		09/13/2024	8.999	18,126		21,900
1588235	Cincinnati	OH		09/13/2024	8.499	27,963		36,000
1588236	San Diego	CA		09/13/2024	7.999	60,281		83,100
1588237	North Chesterfield	VA		09/13/2024	7.125	16,528		21,300
1588238	Hopedale	MA		09/13/2024	7.750	16,876		20,400
1588239	Compton	CA		09/13/2024	8.999	34,719		41,925
1588240	New Bedford	MA		09/13/2024	8.499	28,411		36,600
1588241	Benton	AR		09/13/2024	7.625	9,781		12,594
1588242	Niceville	FL		09/13/2024	7.625	16,738		20,190
1588243	Kissimmee	FL		09/13/2024	7.250	16,303		21,420

STATEMENT AS OF SEPTEMBER 30, 2024 OF THE First Allmerica Financial Life Insurance Company

**SCHEDULE B - PART 2**

Showing All Mortgage Loans ACQUIRED AND ADDITIONS MADE During the Current Quarter

1 Loan Number	2 Location		4 Loan Type	5 Date Acquired	6 Rate of Interest	7 Actual Cost at Time of Acquisition	8 Additional Investment Made After Acquisition	9 Value of Land and Buildings
	City	3 State						
1588245	Spokane	WA		09/13/2024	7.875	9,268		13,800
1588248	Belle Glade	FL		09/13/2024	7.750	7,606		10,500
1588251	North Dartmouth	MA		09/13/2024	8.500	30,489		39,300
1588253	Cary	NC		09/13/2024	7.375	14,640		28,380
1588254	Beverly Hills	FL		09/13/2024	8.000	16,881		22,794
1588258	Loveland	CO		09/13/2024	6.875	27,909		47,907
1588261	Port Saint Lucie	FL		09/13/2024	7.625	16,773		25,800
1588262	Nashville	TN		09/13/2024	7.500	48,836		59,040
1588265	Knoxville	TN		09/13/2024	8.250	30,591		39,360
1588270	Palmetto Bay	FL		09/13/2024	7.375	78,163		108,000
1588271	North Bend	OR		09/13/2024	8.500	11,938		15,360
1588272	Norcross	GA		09/13/2024	7.625	15,727		20,280
1588273	Panama City Beach	FL		09/13/2024	7.875	28,286		42,000
1588275	Las Vegas	NV		09/13/2024	7.750	17,636		22,740
1588278	Newark	NJ		09/13/2024	8.250	17,931		23,100
1588279	Nashville	TN		09/13/2024	7.500	48,836		59,040
1588280	Killeen	TX		09/13/2024	7.300	9,002		13,560
1588281	Beech Mountain	NC		09/13/2024	7.525	18,393		23,700
1588282	Franklin	WI		09/13/2024	7.125	15,948		22,020
1588283	West Hartford	CT		09/13/2024	7.675	18,393		23,700
1588284	North Topsail Beach	NC		09/13/2024	7.675	46,426		59,820
1588286	Acworth	GA		09/13/2024	7.125	16,836		22,500
1588287	Connelly Springs	NC		09/13/2024	7.825	12,910		15,594
1588289	Hampton	VA		09/13/2024	7.125	8,154		11,400
1588290	Palm Bay	FL		09/13/2024	7.850	14,591		21,000
1588291	North Canton	OH		09/13/2024	8.150	9,314		12,000
1588292	Moorestown	NJ		09/13/2024	7.650	23,770		35,340
1588293	Amherst	NY		09/13/2024	7.125	12,764		17,880
1588294	Bradenton	FL		09/13/2024	7.375	13,968		21,060
1588297	Oak Ridge	TN		09/13/2024	7.625	10,721		12,960
1588298	Sterling	AK		09/13/2024	8.500	27,928		36,000
1588302	San Antonio	TX		09/13/2024	7.750	10,423		14,520
1588307	Winter Haven	FL		09/13/2024	8.000	9,948		12,000
1588316	Southern Pines	NC		09/13/2024	7.750	14,146		17,100
1588317	Clarksville	TN		09/13/2024	6.990	17,720		24,600
1588318	Norfolk	VA		09/13/2024	8.125	10,252		13,200
1588321	Plano	TX		09/13/2024	7.000	13,036		16,800
1588322	Winter Park	FL		09/13/2024	7.875	12,576		15,180
1588324	Rockwall	TX		09/13/2024	7.250	15,384		18,600
1588325	Kenosha	WI		09/13/2024	7.250	9,635		11,640
1588327	Cambria Heights	NY		09/13/2024	8.875	65,175		84,000
1588328	Kingston	NY		09/13/2024	7.375	29,845		44,700
1711169	Cutler Bay	FL		09/13/2024	8.250	20,999		29,100
1711170	Phoenix	AZ		09/13/2024	7.875	25,491		30,900
1711171	Johns Creek	GA		09/13/2024	7.125	15,482		32,400
1711172	Warwick	NY		09/13/2024	7.875	47,051		56,994
1711173	Greenbackville	VA		09/13/2024	7.375	24,032		29,100
1711174	Studio City	CA		09/13/2024	6.875	68,045		90,000
1711175	Tucson	AZ		09/13/2024	7.250	61,932		75,900
1711176	Miami	FL		09/13/2024	7.375	24,775		37,080
1711177	Scottsdale	AZ		09/13/2024	6.875	85,060		138,000
1711178	Beaumont	CA		09/13/2024	6.750	25,290		33,300
1711179	Northridge	CA		09/13/2024	7.000	84,520		114,900
1711180	Buckeye	AZ		09/13/2024	7.375	21,323		25,800
1711181	Rancho Mission Viejo	CA		09/13/2024	6.875	87,095		130,200

E02.13

STATEMENT AS OF SEPTEMBER 30, 2024 OF THE First Allmerica Financial Life Insurance Company

**SCHEDULE B - PART 2**

Showing All Mortgage Loans ACQUIRED AND ADDITIONS MADE During the Current Quarter

1 Loan Number	2 Location		4 Loan Type	5 Date Acquired	6 Rate of Interest	7 Actual Cost at Time of Acquisition	8 Additional Investment Made After Acquisition	9 Value of Land and Buildings
	City	3 State						
1711182	Bolton	MA		09/13/2024	6.875	28,937		64,290
1711183	Bearsville	NY		09/13/2024	6.750	18,559		29,940
1711184	Miami	FL		09/13/2024	6.750	21,333		27,600
1711185	Chandler	AZ		09/13/2024	7.625	52,688		63,600
1711186	Boca Raton	FL		09/13/2024	7.250	71,898		87,000
1711187	Phoenix	AZ		09/13/2024	7.625	67,054		81,000
1711188	Webster	TX		09/13/2024	10.625	12,271		15,000
1711189	Bethlehem	PA		09/13/2024	10.750	15,127		19,800
1711190	Richmond	TX		09/13/2024	11.125	15,629		18,900
1711191	Monroe	NC		09/13/2024	11.125	13,521		16,350
1711192	Kelseyville	CA		09/13/2024	10.250	17,308		20,940
1711193	Saint Petersburg	FL		09/13/2024	8.375	23,491		28,500
1711194	Seattle	WA		09/13/2024	6.750	35,981		46,497
1711195	Phoenix	AZ		09/13/2024	6.875	73,183		88,500
1711196	Lutz	FL		09/13/2024	8.125	68,260		82,500
1711197	Portland	ME		09/13/2024	7.375	49,666		72,000
1711198	Hamden	CT		09/13/2024	7.625	11,681		14,100
1711199	Cypress	TX		09/13/2024	7.750	23,051		29,700
1711200	Park City	UT		09/13/2024	7.375	68,290		106,500
1711201	Ronkonkoma	NY		09/13/2024	7.375	31,507		40,800
1711202	Payson	AZ		09/13/2024	7.375	20,606		24,900
1711203	Galveston	TX		09/13/2024	7.375	24,811		30,000
1711204	Fairview	TX		09/13/2024	7.625	155,103		189,000
1711205	Broomfield	CO		09/13/2024	6.875	15,936		33,299
1711206	Knightdale	NC		09/13/2024	7.375	19,355		23,400
1711207	Bellevue	WA		09/13/2024	6.875	71,322		99,000
1711208	Ship Bottom	NJ		09/13/2024	7.375	36,910		51,000
1711209	Los Angeles	CA		09/13/2024	7.750	34,745		42,000
1711210	Tucson	AZ		09/13/2024	8.375	24,774		29,940
1711211	Kissimmee	FL		09/13/2024	7.750	17,556		26,101
1711212	Margate City	NJ		09/13/2024	7.375	20,121		29,940
1711213	Asheville	NC		09/13/2024	7.500	43,956		53,100
1711214	Alpine	CA		09/13/2024	7.375	66,997		81,000
1711215	Niwot	CO		09/13/2024	7.375	100,806		150,000
1711216	Layton	FL		09/13/2024	8.000	64,285		77,700
1711217	Concord	CA		09/13/2024	7.750	53,480		69,000
1711218	Manakin Sabot	VA		09/13/2024	7.875	62,048		75,000
1711219	Arlington	VA		09/13/2024	7.000	88,457		114,000
1711220	Cape Coral	FL		09/13/2024	7.500	34,519		41,700
1711221	Kill Devil Hills	NC		09/13/2024	6.750	38,871		50,100
1711222	Jacksonville	FL		09/13/2024	9.625	12,901		15,600
1711223	Lindenhurst	IL		09/13/2024	7.625	10,345		16,500
1711224	Vallejo	CA		09/13/2024	6.999	24,673		39,000
1711225	Soledad	CA		09/13/2024	7.625	36,659		44,381
1711226	Nashville	TN		09/13/2024	7.625	26,019		31,500
1711227	Gwynn Oak	MD		09/13/2024	8.125	12,394		15,000
1711228	Stephenville	TX		09/13/2024	7.750	41,320		57,600
1711229	Silver Spring	MD		09/13/2024	8.999	30,754		37,200
1711230	Aurora	CO		09/13/2024	8.999	24,333		29,400
1711231	Cocoa Beach	FL		09/13/2024	6.499	17,036		33,000
1711232	Taft	CA		09/13/2024	7.250	29,903		36,300
1711233	Oklahoma City	OK		09/13/2024	7.375	11,414		13,800
1711234	Concord	NC		09/13/2024	8.750	16,950		20,493
1711235	Houston	TX		09/13/2024	9.375	12,168		14,700
1711236	Myrtle Beach	SC		09/13/2024	8.999	12,601		17,400

E02.14

STATEMENT AS OF SEPTEMBER 30, 2024 OF THE First Allmerica Financial Life Insurance Company

**SCHEDULE B - PART 2**

Showing All Mortgage Loans ACQUIRED AND ADDITIONS MADE During the Current Quarter

1 Loan Number	2 Location		4 Loan Type	5 Date Acquired	6 Rate of Interest	7 Actual Cost at Time of Acquisition	8 Additional Investment Made After Acquisition	9 Value of Land and Buildings
	City	3 State						
1711237	Clarksville	TN		09/13/2024	7.875	17,603		21,300
1711238	Woodburn	OR		09/13/2024	7.625	23,179		28,020
1711239	Hollywood	FL		09/13/2024	7.499	54,634		66,000
1711240	Crestline	CA		09/13/2024	7.750	18,627		28,200
1711241	Orange	TX		09/13/2024	7.375	13,098		15,835
1711242	Bradenton	FL		09/13/2024	7.999	10,859		15,000
1711243	La Porte	TX		09/13/2024	7.125	13,088		15,900
1711244	Gilroy	CA		09/13/2024	7.375	33,524		56,400
1711245	Winter Springs	FL		09/13/2024	6.999	12,400		24,900
1711246	South San Francisco	CA		09/13/2024	8.625	47,170		57,000
1711247	Austell	GA		09/13/2024	8.999	17,877		21,600
1711248	Newton	NJ		09/13/2024	8.250	24,435		31,500
1711249	Colorado Springs	CO		09/13/2024	7.999	20,014		24,174
1711251	N Hollywood	CA		09/13/2024	8.125	54,534		66,000
1711252	Chowchilla	CA		09/13/2024	8.625	20,829		25,200
1711253	San Antonio	TX		09/13/2024	6.999	55,960		77,400
1711254	San Jose	CA		09/13/2024	6.999	30,391		42,000
1711255	Lehigh Acres	FL		09/13/2024	8.125	21,758		26,280
1711256	Daytona Beach	FL		09/13/2024	8.500	16,949		23,394
1711257	Merced	CA		09/13/2024	7.750	12,471		16,080
1711258	Goodyear	AZ		09/13/2024	7.000	22,031		31,200
1711259	Greenwich	CT		09/13/2024	8.125	137,477		177,000
1711260	Lewisville	TX		09/13/2024	7.500	16,328		19,740
1711261	Cleveland	TX		09/13/2024	8.500	12,797		15,600
1711262	Boulder	CO		09/13/2024	8.875	67,306		87,000
1711263	Akron	OH		09/13/2024	8.375	7,979		10,374
1711264	Delray Beach	FL		09/13/2024	7.875	127,830		165,000
1711265	Rocklin	CA		09/13/2024	7.125	39,087		47,340
1711266	Dallas	GA		09/13/2024	9.125	22,509		27,233
1711267	Englewood	FL		09/13/2024	7.875	16,376		27,120
1711268	Santa Ana	CA		09/13/2024	7.625	50,052		60,600
1711269	Pico Rivera	CA		09/13/2024	7.875	40,646		49,200
1711270	Dallas	TX		09/13/2024	6.875	30,983		46,500
1711271	Oakland Park	FL		09/13/2024	7.500	60,751		73,500
1711272	Helotes	TX		09/13/2024	7.999	18,851		22,800
1711273	Downey	CA		09/13/2024	7.750	41,614		50,340
1711274	Princeton	NJ		09/13/2024	7.999	66,646		81,000
1711275	Coconut Creek	FL		09/13/2024	7.250	20,454		36,000
1711276	Las Vegas	NV		09/13/2024	8.375	39,192		47,394
1711277	Priest River	ID		09/13/2024	8.125	16,084		19,440
1711278	Marietta	GA		09/13/2024	8.750	24,366		29,460
1711279	Scottsdale	AZ		09/13/2024	7.500	91,893		118,500
1711280	Odenton	MD		09/13/2024	8.999	16,281		19,800
1711281	Houston	TX		09/13/2024	7.999	12,533		15,180
1711282	Hesperia	CA		09/13/2024	7.375	21,802		26,400
1711283	Venetia	PA		09/13/2024	7.125	66,183		85,500
1711284	Spring	TX		09/13/2024	8.125	16,459		19,920
1711285	Sacramento	CA		09/13/2024	7.375	25,682		31,050
1711286	Woodburn	OR		09/13/2024	7.499	10,235		25,200
1711287	Artesia	CA		09/13/2024	7.125	11,156		51,600
1711288	Hernando	FL		09/13/2024	8.125	16,631		20,100
1711289	Canby	OR		09/13/2024	7.250	12,551		46,620
1711290	New Milford	CT		09/13/2024	9.625	18,911		23,100
1711291	Elizabeth	NJ		09/13/2024	10.250	16,784		20,280
1711292	McHenry	IL		09/13/2024	7.750	21,576		26,100

E02.15



STATEMENT AS OF SEPTEMBER 30, 2024 OF THE First Allmerica Financial Life Insurance Company

**SCHEDULE B - PART 2**

Showing All Mortgage Loans ACQUIRED AND ADDITIONS MADE During the Current Quarter

1 Loan Number	2 Location		4 Loan Type	5 Date Acquired	6 Rate of Interest	7 Actual Cost at Time of Acquisition	8 Additional Investment Made After Acquisition	9 Value of Land and Buildings
	City	3 State						
1711293	Herndon	VA		09/13/2024	8.500	20,840		25,200
1711294	Irvington	NJ		09/13/2024	8.125	22,635		35,100
1711295	Modesto	CA		09/13/2024	8.375	26,247		31,740
1711296	Saint Cloud	FL		09/13/2024	10.125	19,622		23,700
1711297	Middlesex	NC		09/13/2024	9.875	17,328		20,940
1711298	Houston	TX		09/13/2024	7.375	23,803		28,800
1711299	Gresham	OR		09/13/2024	9.250	28,259		34,140
1711300	Bergenfield	NJ		09/13/2024	11.375	23,273		30,000
1711301	Mesa	AZ		09/13/2024	8.375	16,198		20,880
1711302	Richardson	TX		09/13/2024	9.250	14,808		17,880
1711303	Kyle	TX		09/13/2024	8.250	18,617		22,500
1711304	Valencia	CA		09/13/2024	7.375	124,587		151,500
1711305	Santa Ana	CA		09/13/2024	7.999	53,984		67,200
1711307	Indianapolis	IN		09/13/2024	7.999	19,608		23,700
1711308	Los Angeles	CA		09/13/2024	7.750	23,577		28,500
1711309	Lusby	MD		09/13/2024	7.375	12,115		15,600
1711310	Stafford	VA		09/13/2024	9.375	23,095		27,900
1711311	Downey	CA		09/13/2024	6.999	25,049		30,300
1711312	Hiram	GA		09/13/2024	9.875	15,150		18,300
1711313	Ontario	CA		09/13/2024	7.375	28,288		34,200
1711314	Chicago	IL		09/13/2024	8.999	27,498		33,600
1711315	Mission Viejo	CA		09/13/2024	7.499	89,334		108,000
1711316	Reno	NV		09/13/2024	8.875	28,156		36,300
1711317	Davie	FL		09/13/2024	6.999	62,075		75,000
1711318	Lynn Haven	FL		09/13/2024	7.875	24,774		29,940
1711319	Portland	OR		09/13/2024	7.999	22,183		27,000
1711320	Tampa	FL		09/13/2024	7.875	54,602		66,000
<b>0399999. Mortgages in good standing - Residential mortgages-all other</b>						<b>40,377,081</b>	<b>24,540</b>	<b>71,314,900</b>
6A24064D3	VARIOUS	US		09/12/2024	8.314	48,252,396		479,989,703
1000942A8	Lyon	FRA		09/20/2024	5.050	349,436		138,147,356
22-148	Los Angeles	CA		09/09/2024	8.847	129,514		34,639,923
2556401	Redwood City	CA		09/09/2024	9.597	12,367,651		421,834,537
5300107	Los Angeles	CA		07/16/2024	5.000	1,160,906		3,785,646
5300113	Houston	TX		07/16/2024	3.850	2,428,098		4,115,393
5300186	Denton	TX		07/16/2024	3.250	23,755,521		34,536,425
5300187	San Antonio	TX		07/16/2024	3.250	27,035,321		38,748,878
5300188	Sachse	TX		07/16/2024	3.250	23,522,015		34,231,015
5300203	Frisco	TX		07/16/2024	3.400	2,474,444		3,814,656
5300205	Nashville	TN		07/16/2024	3.418	1,490,400		2,259,018
5300220A1	Salt Lake City	UT		08/02/2024	3.609	37,814		22,685,386
5300221A0	San Jose	CA		08/02/2024	3.610	290,177		24,113,374
5300222A9	Anaheim	CA		08/02/2024	3.682	433,600		23,534,189
5300237A2	Santa Monica	CA		09/30/2024	5.980	29,093,750		29,093,750
5300272A1	Mesa	AZ		09/04/2024	9.097	229,171		11,268,224
5300279	Las Vegas	NV		09/25/2024	5.860	13,031		4,982,658
5300283	Dallas	TX		09/04/2024	6.390	176		1,324,149
5300287	Ashland; Chesterfield	VA		08/29/2024	6.100	139,949		13,368,789
5300292	Irving	TX		09/12/2024	6.020	17,078		5,758,264
5300298	Clemson	SC		09/26/2024	5.800	10,569,450		10,569,450
5300301	Asheville	NC		07/18/2024	6.060	480,856		42,633,845
5300303	Norcross	GA		08/15/2024	6.150	11,594		3,051,902
5300317	Reston	VA		07/16/2024	6.032	26,109,641		36,397,651
5300328A2	Pasadena	TX		07/31/2024	5.750	3,120,000		3,120,000
5300328B0	Pasadena	TX		07/31/2024	6.750	1,488,000		1,488,000
5300341	Atlanta	GA		07/10/2024	6.300	25,381,620		41,550,000

E02.16

STATEMENT AS OF SEPTEMBER 30, 2024 OF THE First Allmerica Financial Life Insurance Company

**SCHEDULE B - PART 2**

Showing All Mortgage Loans ACQUIRED AND ADDITIONS MADE During the Current Quarter

1 Loan Number	2 Location		4 Loan Type	5 Date Acquired	6 Rate of Interest	7 Actual Cost at Time of Acquisition	8 Additional Investment Made After Acquisition	9 Value of Land and Buildings
	City	3 State						
5300342	Braetton	GA		08/08/2024	6.291	53,295,000		208,530,000
5300343A3	Missouri City	TX		07/11/2024	5.750	4,416,000		4,416,000
5300343B1	Missouri City	TX		07/11/2024	6.750	2,112,000		2,112,000
5300345	North Hills	CA		07/10/2024	6.150	27,680,000		59,200,000
5300346	Clemson	SC		08/09/2024	6.150	37,770,975		67,620,133
5300349	Fairfax	VA		08/29/2024	5.100	4,916,700		7,600,001
5300351	San Antonio	TX		08/08/2024	6.150	20,103,975		29,002,500
5300352A1	Various	US		08/15/2024	5.500	14,208,000		14,208,000
5300352B9	Various	US		08/15/2024	6.500	6,768,000		6,768,000
5300354A9	Various	US		08/15/2024	6.250	3,732,000		3,732,000
5300354B7	Various	US		08/15/2024	7.250	1,788,000		1,788,000
5300356A7	Philadelphia	PA		09/13/2024	5.750	11,400,000		11,400,000
5300356B5	Philadelphia	PA		09/13/2024	6.750	5,460,000		5,460,000
5300358	Lewisville	TX		08/19/2024	5.920	4,377,204		6,399,000
5300359	Atlanta	GA		09/10/2024	6.360	6,887,430		11,610,000
5300360	Alexandria	VA		08/30/2024	6.200	10,959,581		17,766,018
5300362	Houston	TX		08/29/2024	6.150	23,581,500		45,060,056
5300363	Houston	TX		08/28/2024	6.150	28,954,500		54,270,069
5300364	North Hollywood	CA		09/06/2024	6.200	5,058,551		7,758,000
5300365	Sacramento	CA		09/20/2024	5.950	3,737,400		8,400,000
<b>0599999. Mortgages in good standing - Commercial mortgages-all other</b>						<b>507,334,901</b>		<b>2,044,141,958</b>
5300228A3	Various	US		09/09/2024	9.000	481,487		34,539,487
5300230A9	Various	US		09/09/2024	9.000	469,815		32,379,815
5300232A7	Various	US		09/09/2024	9.000	467,245		34,565,245
5300234A5	Various	US		09/09/2024	9.000	425,314		31,751,314
5300329A1	Pasadena	TX		07/31/2024	10.000	1,488,000		1,488,000
5300236A3	Various	US		09/09/2024	9.000	535,554		38,743,554
5300339A9	Mesquite	TX		09/24/2024	10.000	85,180		3,673,180
5300344A2	Missouri City	TX		07/11/2024	10.000	2,232,000		2,232,000
5300353A0	Various	US		08/15/2024	9.000	11,526,000		11,526,000
5300355A8	Various	US		08/15/2024	11.000	5,136,000		5,136,000
5300357A6	Philadelphia	PA		09/13/2024	9.750	6,750,000		6,750,000
GA240990B	Santa Monica	CA		09/30/2024	10.250	11,130,000		11,130,000
GA2405CD4	Various	US		08/23/2024	6.250	14,661,000		56,994,030
GA2405788	Various	US		08/23/2024	7.500	6,787,500		26,386,125
GA2405D25	Various	US		08/23/2024	10.000	4,479,750		17,414,843
<b>0699999. Mortgages in good standing - Mezzanine Loans</b>						<b>66,654,846</b>		<b>314,709,593</b>
<b>0899999. Total Mortgages in good standing</b>						<b>614,366,828</b>	<b>24,540</b>	<b>2,430,165,851</b>
<b>1699999. Total - Restructured Mortgages</b>								
1290816	Philadelphia	PA		01/25/2024	8.000		73	137,670
1290853	Colts Neck	NJ		01/25/2024	7.750		297	677,760
1549132	Laveen	AZ		06/13/2024	7.875		74	81,400
<b>1999999. Mortgages with overdue interest over 90 days-Residential mortgages-all other</b>							<b>443</b>	<b>896,830</b>
<b>2499999. Total - Mortgages with overdue interest over 90 days</b>							<b>443</b>	<b>896,830</b>
<b>3299999. Total - Mortgages in the process of foreclosure</b>								
<b>3399999 - Totals</b>						<b>614,366,828</b>	<b>24,984</b>	<b>2,431,062,681</b>

E02.17

STATEMENT AS OF SEPTEMBER 30, 2024 OF THE First Allmerica Financial Life Insurance Company

**SCHEDULE B - PART 3**

Showing All Mortgage Loans DISPOSED, Transferred or Repaid During the Current Quarter

1 Loan Number	2 Location		4 Loan Type	5 Date Acquired	6 Disposal Date	7 Book Value/ Recorded Investment Excluding Accrued Interest Prior Year	8 Change in Book Value/Recorded Investment					14 Book Value/ Recorded Investment Excluding Accrued Interest on Disposal	15 Consid- eration	16 Foreign Exchange Gain (Loss) on Disposal	17 Realized Gain (Loss) on Disposal	18 Total Gain (Loss) on Disposal
	2 City	3 State					8 Unrealized Valuation Increase/ (Decrease)	9 Current Year's (Amortization) /Accretion	10 Current Year's Other- Than- Temporary Impairment Recognized	11 Capitalized Deferred Interest and Other	12 Total Change in Book Value (8+9-10+11)					
1501373	Virginia Beach	VA		05/28/2024	07/01/2024	94,934						94,934	90,000		(4,934)	(4,934)
1501603	Los Angeles	CA		05/28/2024	07/01/2024	254,600						254,600	250,000		(4,600)	(4,600)
1549273	Elgin	IL		06/13/2024	07/01/2024	42,779						42,779	41,325		(1,454)	(1,454)
1569197	Las Vegas	NV		06/26/2024	07/03/2024	103,006		(14)			(14)	102,992	101,463		(1,528)	(1,528)
1491338	Morgan Hill	CA		05/10/2024	07/01/2024	53,058						53,058	45,000		(8,058)	(8,058)
1501537	La Quinta	CA		05/28/2024	07/01/2024	320,069						320,069	312,000		(8,069)	(8,069)
1549248	Columbia	SC		06/13/2024	07/19/2024	24,379		(4)			(4)	24,358	23,533		(825)	(825)
1549292	Commerce Township	MI		06/13/2024	07/25/2024	62,939		(10)			(10)	62,895	60,766		(2,129)	(2,129)
1569056	Nantucket	MA		06/26/2024	08/21/2024	362,842		(125)			(125)	362,179	352,555		(9,624)	(9,624)
1569434	Houston	TX		06/26/2024	08/01/2024	30,772		(10)			(10)	30,744	29,927		(817)	(817)
1412969	Benton	AR		03/27/2024	07/01/2024	1,525						1,525	1,822		297	297
1413550	Springdale	AR		03/27/2024	07/01/2024	1,191						1,191	1,781		591	591
1413916	Hot Springs	AR		03/27/2024	07/01/2024	9,398						9,398	10,854		1,456	1,456
1414076	Little Rock	AR		03/27/2024	07/01/2024	1,756						1,756	2,634		878	878
1414320	Colcord	OK		03/27/2024	07/01/2024	532						532	701		169	169
1414862	Greenwood	AR		03/27/2024	07/01/2024	7,430						7,430	8,573		1,143	1,143
1415018	Rogers	AR		03/27/2024	07/01/2024	911						911	1,582		671	671
1416390	Mount Ida	AR		03/27/2024	07/01/2024	18,240						18,240	21,247		3,007	3,007
1416453	Bella Vista	AR		03/27/2024	07/01/2024	23,829						23,829	27,495		3,666	3,666
1416875	Farmington	AR		03/27/2024	07/01/2024	19,174						19,174	22,148		2,973	2,973
1416960	Lees Summit	MO		03/27/2024	07/01/2024	38,996						38,996	44,986		5,990	5,990
1416964	Prairie Grove	AR		03/27/2024	07/01/2024	40,984						40,984	47,296		6,312	6,312
1417035	Springfield	MO		03/27/2024	07/01/2024	15,613						15,613	18,015		2,402	2,402
1417054	Bella Vista	AR		03/27/2024	07/01/2024	3,151						3,151	3,686		535	535
1417654	Wilson	AR		03/27/2024	07/01/2024	748						748	881		133	133
1418949	Monmouth Beach	NJ		03/28/2024	07/01/2024	4,433						4,433	3,447		(986)	(986)
1565561	Long Beach	CA		06/25/2024	08/28/2024	150,024		(48)			(48)	149,878	145,803		(4,075)	(4,075)
1383554	Prairie View	TX		03/21/2024	07/01/2024	29,847						29,847	28,782		(1,065)	(1,065)
1418899	Windermere	FL		03/28/2024	07/01/2024	49,204						49,204	48,517		(687)	(687)
1418942	Jefferson	GA		03/28/2024	07/01/2024	8,574						8,574	7,941		(634)	(634)
1437220	Dorchester	NJ		04/10/2024	07/01/2024	19,972						19,972	19,582		(390)	(390)
1437434	Overland Park	KS		04/10/2024	07/01/2024	357,572						357,572	344,360		(13,212)	(13,212)
1437441	Orlando	FL		04/10/2024	07/01/2024	35,370						35,370	34,494		(876)	(876)
1437450	Charleston	SC		04/10/2024	07/01/2024	228,971						228,971	220,183		(8,788)	(8,788)
1498538	Alexandria	VA		05/16/2024	07/17/2024	27,296		42			42	27,214	25,653		(1,561)	(1,561)
1501714	San Diego	CA		05/28/2024	07/26/2024	298,533		(34)			(34)	298,498	291,000		(7,498)	(7,498)
1512070	Brooklyn	NY		05/23/2024	07/15/2024	115,858		(11)			(11)	115,847	112,500		(3,347)	(3,347)
1549281	Whittier	CA		06/13/2024	08/27/2024	70,030		(21)			(21)	69,911	67,552		(2,359)	(2,359)
1568029	San Diego	CA		06/26/2024	08/26/2024	379,302		(86)			(86)	378,953	373,359		(5,594)	(5,594)
1400698	Englewood	FL		03/26/2024	07/01/2024	35,247						35,247	34,423		(824)	(824)
1412913	Tulsa	OK		03/27/2024	07/31/2024	24,535		89			89	24,245	27,927		3,682	3,682
1412962	Lawton	OK		03/27/2024	07/19/2024	16,647		59			59	16,454	18,955		2,500	2,500
1413116	Farmington	AR		03/27/2024	07/02/2024	2,095		15			15	2,000	2,322		321	321
1413162	Russellville	AR		03/27/2024	07/25/2024	684		65			65	750	904		155	155
1413173	Bentonville	AR		03/27/2024	07/10/2024	5,940		42			42	5,697	6,601		904	904
1413860	Fayetteville	AR		03/27/2024	07/12/2024	13,901		55			55	13,703	15,790		2,087	2,087
1413983	Lowell	AR		03/27/2024	07/15/2024	16,025		51			51	15,859	18,273		2,413	2,413
1414453	Bentonville	AR		03/27/2024	07/10/2024	1,216		4			4	738	1,062		324	324
1414618	Carthage	MO		03/27/2024	07/02/2024	3,748		24			24	3,669	4,221		552	552
1415135	Salina	OK		03/27/2024	07/15/2024	620		2			2	217	492		275	275
1415149	Reeds	MO		03/27/2024	07/26/2024	13,156		30			30	13,187	15,240		2,054	2,054

E02.18

STATEMENT AS OF SEPTEMBER 30, 2024 OF THE First Allmerica Financial Life Insurance Company

**SCHEDULE B - PART 3**

Showing All Mortgage Loans DISPOSED, Transferred or Repaid During the Current Quarter

1 Loan Number	2 Location		4 Loan Type	5 Date Acquired	6 Disposal Date	7 Book Value/ Recorded Investment Excluding Accrued Interest Prior Year	8 Change in Book Value/Recorded Investment					14 Book Value/ Recorded Investment Excluding Accrued Interest on Disposal	15 Consid- eration	16 Foreign Exchange Gain (Loss) on Disposal	17 Realized Gain (Loss) on Disposal	18 Total Gain (Loss) on Disposal	
	2 City	3 State					8 Unrealized Valuation Increase/ (Decrease)	9 Current Year's (Amortization) /Accretion	10 Current Year's Other- Than- Temporary Impairment Recognized	11 Capitalized Deferred Interest and Other	12 Total Change in Book Value (8+9-10+11)						13 Total Foreign Exchange Change in Book Value
1415244	Holiday Island	AR		03/27/2024	07/16/2024	14,153		27				27		14,062	16,211	2,150	2,150
1415732	Ash Grove	MO		03/27/2024	07/08/2024	25,248		43				43		25,102	28,943	3,841	3,841
1416459	Fayetteville	AR		03/27/2024	07/29/2024	27,612		45				45		27,362	31,640	4,278	4,278
1417606	Neosho	MO		03/27/2024	07/30/2024	4,889		8				8		4,799	5,563	764	764
1333419	Miami	FL		02/26/2024	07/01/2024	25,863								25,863	24,931	(932)	(932)
1337734	Rathdrum	ID		02/27/2024	07/01/2024	55,422								55,422	54,418	(1,004)	(1,004)
1337750	Sherman Oaks	CA		02/27/2024	07/01/2024	147,634								147,634	143,728	(3,906)	(3,906)
1338008	Springfield	OH		02/27/2024	07/01/2024	22,509								22,509	21,492	(1,017)	(1,017)
1338112	Rock Hill	SC		02/27/2024	07/01/2024	13,653								13,653	13,036	(616)	(616)
1338117	Lincoln City	OR		02/27/2024	07/01/2024	38,219								38,219	36,925	(1,294)	(1,294)
1339847	Chicago	IL		02/28/2024	07/01/2024	75,451								75,451	73,592	(1,860)	(1,860)
1339853	San Diego	CA		02/28/2024	07/01/2024	400,954								400,954	391,075	(9,880)	(9,880)
1349027	Glendale	AZ		03/06/2024	07/01/2024	113,241								113,241	112,631	(610)	(610)
1349031	Fontana	CA		03/06/2024	07/01/2024	34,403								34,403	35,159	756	756
1355816	Simi Valley	CA		03/08/2024	07/01/2024	50,698								50,698	49,724	(973)	(973)
1355985	Louisburg	KS		03/08/2024	07/01/2024	80,127								80,127	77,309	(2,818)	(2,818)
1383572	Homer	NY		03/21/2024	07/29/2024	50,906		(9)				(9)		50,872	49,056	(1,817)	(1,817)
1383821	Virginia Beach	VA		03/21/2024	07/23/2024	18,418		(7)				(7)		18,343	17,807	(536)	(536)
1390619	Oakland	MD		03/26/2024	07/24/2024	49,274		38				38		43,458	41,140	(2,318)	(2,318)
1418866	Chicago	IL		03/28/2024	07/08/2024	16,058		(2)				(2)		16,044	15,618	(426)	(426)
1437292	Sanford	FL		04/10/2024	07/09/2024	51,219		(6)				(6)		51,176	50,183	(994)	(994)
1437315	Ocala	FL		04/10/2024	07/01/2024	47,460		(5)				(5)		47,455	46,994	(461)	(461)
1437385	Riverside	CA		04/10/2024	07/23/2024	186,374		(19)				(19)		186,355	180,968	(5,387)	(5,387)
1437412	South El Monte	CA		04/10/2024	07/29/2024	63,895		(8)				(8)		63,840	62,677	(1,163)	(1,163)
1498411	Burlington	NJ		05/16/2024	08/02/2024	39,508		(13)				(13)		39,451	38,089	(1,362)	(1,362)
1498421	Anderson	SC		05/16/2024	08/12/2024	13,232		(4)				(4)		13,228	12,772	(457)	(457)
1501534	Cleveland	OH		05/28/2024	08/08/2024	21,532		(7)				(7)		21,499	20,661	(838)	(838)
1501698	Newport Beach	CA		05/28/2024	08/27/2024	425,236		(105)				(105)		425,131	412,500	(12,631)	(12,631)
1339839	Manahawkin	NJ		02/28/2024	07/23/2024	224,684		(30)				(30)		224,489	218,984	(5,506)	(5,506)
1339908	Salt Lake City	UT		02/28/2024	07/01/2024	4,411								4,411	4,053	(357)	(357)
1339952	Danville	CA		02/28/2024	07/01/2024	524,556								524,556	511,639	(12,917)	(12,917)
1383627	Encinitas	CA		03/21/2024	07/01/2024	286,254								286,254	275,214	(11,039)	(11,039)
1400667	Pensacola	FL		03/26/2024	07/31/2024	22,466		(2)				(2)		22,447	22,104	(342)	(342)
1412847	Kansis City	MO		03/27/2024	08/01/2024	3,120		23				23		3,044	3,500	456	456
1412865	Bella Vista	AR		03/27/2024	08/27/2024	7,328		57				57		7,254	8,348	1,094	1,094
1413289	Rogers	AR		03/27/2024	09/01/2024	700		115				115		364	465	101	101
1413297	Edmond	OK		03/27/2024	08/20/2024	732		9				9		71	368	297	297
1413579	Monett	MO		03/27/2024	08/06/2024	1,089		14				14		955	1,172	218	218
1413764	Collinsville	OK		03/27/2024	08/29/2024	6,143		52				52		5,908	6,810	902	902
1414429	Malvern	AR		03/27/2024	08/31/2024	498		4				4		16	446	430	430
1414582	Springdale	AR		03/27/2024	08/30/2024	5,465		31				31		5,125	5,956	832	832
1414751	Branson	MO		03/27/2024	08/16/2024	11,286		59				59		11,083	12,780	1,697	1,697
1414887	Ponca City	OK		03/27/2024	08/23/2024	2,338		13				13		1,697	2,182	485	485
1415305	Centeron	AR		03/27/2024	08/15/2024	35,821		135				135		34,274	39,870	5,595	5,595
1415444	Fayetteville	AR		03/27/2024	08/09/2024	12,342		98				98		12,018	13,817	1,799	1,799
1415660	Olathe	KS		03/27/2024	08/15/2024	14,029		50				50		13,860	15,968	2,108	2,108
1415665	Bixby	OK		03/27/2024	08/13/2024	16,802		54				54		16,471	19,002	2,531	2,531
1415789	Joplin	MO		03/27/2024	08/30/2024	35,435		118				118		35,019	40,355	5,336	5,336
1416353	Moundville	MO		03/27/2024	08/22/2024	14,464		60				60		14,262	16,427	2,166	2,166
1416499	Muskogee	OK		03/27/2024	08/09/2024	14,007		45				45		13,852	15,962	2,110	2,110
1416649	Eufaula	OK		03/27/2024	08/06/2024	49,811		165				165		49,247	56,746	7,499	7,499

STATEMENT AS OF SEPTEMBER 30, 2024 OF THE First Allmerica Financial Life Insurance Company

**SCHEDULE B - PART 3**

Showing All Mortgage Loans DISPOSED, Transferred or Repaid During the Current Quarter

1 Loan Number	2 Location		4 Loan Type	5 Date Acquired	6 Disposal Date	7 Book Value/ Recorded Investment Excluding Accrued Interest Prior Year	8 Change in Book Value/Recorded Investment					14 Book Value/ Recorded Investment Excluding Accrued Interest on Disposal	15 Consid- eration	16 Foreign Exchange Gain (Loss) on Disposal	17 Realized Gain (Loss) on Disposal	18 Total Gain (Loss) on Disposal	
	2 City	3 State					8 Unrealized Valuation Increase/ (Decrease)	9 Current Year's (Amortization) /Accretion	10 Current Year's Other- Than- Temporary Impairment Recognized	11 Capitalized Deferred Interest and Other	12 Total Change in Book Value (8+9-10+11)						13 Total Foreign Exchange Change in Book Value
1416766	Joplin	MO		03/27/2024	08/23/2024	835		7				7		390	603	213	213
1416961	Weleetka	OK		03/27/2024	08/08/2024	46,269		151				151		45,729	52,700	6,971	6,971
1416982	Iola	KS		03/27/2024	08/19/2024	4,313		14				14		4,232	4,893	662	662
1417057	Tulsa	OK		03/27/2024	08/20/2024	7,614		25				25		7,526	8,673	1,147	1,147
1417159	Bixby	OK		03/27/2024	08/14/2024	10,159		67				67		9,789	11,306	1,518	1,518
1290376	Bakersfield	CA		01/25/2024	07/01/2024	112,970								112,970	110,950	(2,020)	(2,020)
1292820	Paterson	NJ		01/26/2024	07/01/2024	90,799								90,799	88,206	(2,594)	(2,594)
1292823	Paterson	NJ		01/26/2024	07/01/2024	82,405								82,405	80,051	(2,354)	(2,354)
1292879	Newark	CA		01/26/2024	07/01/2024	394,438								394,438	383,145	(11,293)	(11,293)
1297578	Steamboat Springs	CO		01/30/2024	07/01/2024	339,193								339,193	328,789	(10,404)	(10,404)
1297579	Calabasas	CA		01/30/2024	07/01/2024	420,185								420,185	406,318	(13,867)	(13,867)
1297583	Houston	TX		01/30/2024	07/01/2024	88,066								88,066	87,023	(1,043)	(1,043)
1297620	Thornton	CO		01/30/2024	07/01/2024	184,151								184,151	181,949	(2,202)	(2,202)
1297632	Brooklyn	NY		01/30/2024	07/01/2024	908,109								908,109	897,523	(10,586)	(10,586)
1331703	Phoenix	AZ		02/26/2024	07/22/2024	89,392		(15)				(15)		89,323	85,910	(3,413)	(3,413)
1337901	Tallahassee	FL		02/27/2024	07/22/2024	12,278		(2)				(2)		12,267	11,995	(272)	(272)
1337928	Erwin	NC		02/27/2024	07/16/2024	15,441		(3)				(3)		15,429	14,734	(695)	(695)
1338035	Farmington Hills	MI		02/27/2024	07/05/2024	25,111		(4)				(4)		25,091	24,068	(1,023)	(1,023)
1339832	Summerfield	NC		02/28/2024	07/29/2024	150,664		(22)				(22)		150,549	146,861	(3,688)	(3,688)
1339899	San Francisco	CA		02/28/2024	07/24/2024	359,626		(48)				(48)		359,321	350,515	(8,806)	(8,806)
1348857	Monsey	NY		03/06/2024	07/19/2024	238,981		(38)				(38)		238,799	231,083	(7,716)	(7,716)
1348916	Mineral	VA		03/06/2024	07/02/2024	80,699		(10)				(10)		80,689	79,401	(1,288)	(1,288)
1348931	Valencia	CA		03/06/2024	07/01/2024	77,414		(21)				(21)		77,350	73,219	(4,132)	(4,132)
1348944	Monsey	NY		03/06/2024	07/19/2024	207,095		(33)				(33)		206,927	200,060	(6,867)	(6,867)
1349056	New Caney	TX		03/06/2024	07/08/2024	36,488		15				15		27,498	24,325	(3,173)	(3,173)
1349112	Roanoke	VA		03/06/2024	07/09/2024	133,671		(22)				(22)		133,570	129,616	(3,953)	(3,953)
1349144	Clermont	FL		03/06/2024	07/30/2024	175,584		(25)				(25)		173,798	163,404	(10,394)	(10,394)
1356025	Ridgefield	CT		03/08/2024	07/26/2024	24,795		(4)				(4)		24,774	24,060	(714)	(714)
1383514	Lusby	MD		03/21/2024	08/28/2024	24,551		(10)				(10)		24,542	23,675	(867)	(867)
1383675	Rock Hill	SC		03/21/2024	07/16/2024	19,895		(4)				(4)		19,866	19,103	(763)	(763)
1418763	Philadelphia	PA		03/28/2024	08/09/2024	25,989		(4)				(4)		25,985	25,737	(248)	(248)
1418962	Chatsworth	CA		03/28/2024	08/30/2024	132,429		(25)				(25)		132,199	130,939	(1,260)	(1,260)
1437188	Richmond	TX		04/10/2024	08/01/2024	27,278		(5)				(5)		27,230	26,917	(313)	(313)
1437299	Edison	NJ		04/10/2024	08/15/2024	61,151		448				448		26,820	24,886	(1,934)	(1,934)
1437325	Malibu	CA		04/10/2024	08/23/2024	351,802		(86)				(86)		351,184	343,641	(7,542)	(7,542)
1250466	Jackson	NJ		12/28/2023	07/01/2024	144,520								144,520	140,127	(4,393)	(4,393)
1329285	Manassas	VA		02/23/2024	07/08/2024	60,211		(10)				(10)		60,167	58,142	(2,025)	(2,025)
1339852	Redwood City	CA		02/28/2024	07/03/2024	605,171		(80)				(80)		604,619	589,745	(14,874)	(14,874)
1339862	Midway	UT		02/28/2024	07/18/2024	485,042		(66)				(66)		484,610	472,725	(11,885)	(11,885)
1339935	Berkeley	CA		02/28/2024	07/09/2024	440,669		(59)				(59)		440,293	429,502	(10,791)	(10,791)
1339954	Parkland	FL		02/28/2024	07/10/2024	307,603		(41)				(41)		307,328	299,789	(7,540)	(7,540)
1339964	Port Charlotte	FL		02/28/2024	08/20/2024	16,708		(4)				(4)		16,680	16,326	(354)	(354)
1400907	Metairie	LA		03/26/2024	08/21/2024	18,141		(6)				(6)		18,114	17,423	(690)	(690)
1241705	Homestead	FL		12/21/2023	07/01/2024	67,342								67,342	64,804	(2,537)	(2,537)
1250235	Paterson	NJ		12/28/2023	07/01/2024	60,439								60,439	58,720	(1,719)	(1,719)
1250363	Santa Ana	CA		12/28/2023	07/01/2024	188,853								188,853	182,817	(6,035)	(6,035)
1290317	Santa Fe Springs	CA		01/25/2024	07/24/2024	222,186		(33)				(33)		222,154	218,235	(3,919)	(3,919)
1290394	Inlet Beach	FL		01/25/2024	07/16/2024	407,590		(53)				(53)		407,283	400,046	(7,236)	(7,236)
1290894	Delray Beach	FL		01/25/2024	07/22/2024	149,653		(23)				(23)		149,546	145,134	(4,412)	(4,412)
1297675	Edmonds	WA		01/30/2024	07/11/2024	495,481		(50)				(50)		495,431	481,845	(13,586)	(13,586)
1307609	San Jose	CA		02/08/2024	07/09/2024	363,138		(55)				(55)		362,850	351,626	(11,224)	(11,224)

E02.20

STATEMENT AS OF SEPTEMBER 30, 2024 OF THE First Allmerica Financial Life Insurance Company

**SCHEDULE B - PART 3**

Showing All Mortgage Loans DISPOSED, Transferred or Repaid During the Current Quarter

1 Loan Number	2 Location		4 Loan Type	5 Date Acquired	6 Disposal Date	7 Book Value/ Recorded Investment Excluding Accrued Interest Prior Year	8 Change in Book Value/Recorded Investment					14 Book Value/ Recorded Investment Excluding Accrued Interest on Disposal	15 Consid- eration	16 Foreign Exchange Gain (Loss) on Disposal	17 Realized Gain (Loss) on Disposal	18 Total Gain (Loss) on Disposal
	2 City	3 State					8 Unrealized Valuation Increase/ (Decrease)	9 Current Year's (Amortization) /Accretion	10 Current Year's Other- Than- Temporary Impairment Recognized	11 Capitalized Deferred Interest and Other	12 Total Change in Book Value (8+9-10+11)					
1307614	Pomona	CA		02/08/2024	07/24/2024	182,374	(30)				(30)	182,229	175,490	(6,739)	(6,739)	
1331715	Largo	FL		02/26/2024	08/01/2024	97,592	(26)				(26)	97,518	96,233	(1,285)	(1,285)	
1333447	Palm Beach Gardens	FL		02/26/2024	08/26/2024	48,772	(10)				(10)	48,763	47,358	(1,404)	(1,404)	
1333484	Albany	NY		02/26/2024	08/01/2024	12,400	(4)				(4)	12,380	12,023	(356)	(356)	
1337721	Aptos	CA		02/27/2024	08/21/2024	157,564	(57)				(57)	157,323	150,262	(7,061)	(7,061)	
1337965	Livonia	MI		02/27/2024	08/06/2024	16,183	(5)				(5)	16,157	15,613	(543)	(543)	
1349142	Torrance	CA		03/06/2024	08/27/2024	286,923	(79)				(79)	286,412	278,960	(7,452)	(7,452)	
1355891	Los Angeles	CA		03/08/2024	08/26/2024	130,816	(31)				(31)	130,619	128,772	(1,847)	(1,847)	
1355942	Sebring	FL		03/08/2024	08/13/2024	15,271	(4)				(4)	15,250	15,032	(219)	(219)	
1355973	Silver Spring	MD		03/08/2024	08/15/2024	60,861	(20)				(20)	60,775	58,470	(2,306)	(2,306)	
1356033	Calabasas	CA		03/08/2024	08/22/2024	53,173	(15)				(15)	53,087	51,565	(1,523)	(1,523)	
1356042	Los Angeles	CA		03/08/2024	08/06/2024	123,444	(38)				(38)	123,228	118,969	(4,259)	(4,259)	
1356108	Coos Bay	OR		03/08/2024	08/27/2024	31,882	(10)				(10)	31,835	30,892	(943)	(943)	
1383664	Waterbury	CT		03/21/2024	08/19/2024	18,739	(6)				(6)	18,709	17,993	(717)	(717)	
1383702	Sebastian	FL		03/21/2024	08/26/2024	44,726	(10)				(10)	44,716	43,001	(1,715)	(1,715)	
1383709	Bayonne	NJ		03/21/2024	08/19/2024	57,839	(19)				(19)	57,782	55,569	(2,213)	(2,213)	
1250124	Abington	PA		12/28/2023	07/01/2024	44,130						44,130	44,987	857	857	
1290206	Savage	MN		01/25/2024	07/29/2024	125,616	(18)				(18)	125,518	122,607	(2,911)	(2,911)	
1290207	Wilmington	DE		01/25/2024	07/12/2024	224,190	(39)				(39)	224,151	215,460	(8,691)	(8,691)	
1290213	Monterey Park	CA		01/25/2024	07/30/2024	442,184	(70)				(70)	441,858	427,739	(14,119)	(14,119)	
1297322	York	PA		01/30/2024	07/31/2024	50,634	(9)				(9)	50,601	48,532	(2,069)	(2,069)	
1297573	Paramus	NJ		01/30/2024	08/08/2024	480,234		1,706			1,706	232,747	218,559	(14,187)	(14,187)	
1329297	Indio	CA		02/23/2024	08/30/2024	11,712	(82)				(82)	1,425	1,539	114	114	
1339901	Kirkland	WA		02/28/2024	08/28/2024	314,407	(63)				(63)	310,770	302,778	(7,991)	(7,991)	
1339931	Fernandina Beach	FL		02/28/2024	08/07/2024	387,992	(101)				(101)	387,289	377,828	(9,462)	(9,462)	
1339936	Yorba Linda	CA		02/28/2024	08/15/2024	380,024	(102)				(102)	379,098	369,845	(9,253)	(9,253)	
1199523	Denver	CO		11/21/2023	07/01/2024	202,130						202,130	199,561	(2,569)	(2,569)	
1199568	Montgomery Village	MD		11/21/2023	07/01/2024	114,552						114,552	114,503	(49)	(49)	
1209733	Manalapan	NJ		11/29/2023	07/01/2024	55,296						55,296	53,723	(1,572)	(1,572)	
1209881	Lindale	TX		11/29/2023	07/01/2024	323,589						323,589	323,815	225	225	
1232979	Buffalo Grove	IL		12/13/2023	07/01/2024	92,721						92,721	89,722	(2,999)	(2,999)	
1233038	Miami	FL		12/13/2023	07/01/2024	87,142						87,142	85,932	(1,210)	(1,210)	
1233140	Hoboken	NJ		12/13/2023	07/01/2024	1,198,650						1,198,650	1,181,729	(16,921)	(16,921)	
1234841	Raleigh	NC		12/14/2023	07/01/2024	452,536						452,536	455,769	3,233	3,233	
1241771	Cary	NC		12/21/2023	07/29/2024	221,579	(17)				(17)	220,633	218,387	(2,247)	(2,247)	
1243530	Salem	MA		12/21/2023	07/01/2024	191,097						191,097	185,615	(5,482)	(5,482)	
1250134	Nashville	TN		12/28/2023	07/23/2024	40,415	(3)				(3)	40,271	39,950	(321)	(321)	
1250225	Irvine	CA		12/28/2023	07/12/2024	104,896	(9)				(9)	104,887	103,165	(1,722)	(1,722)	
1250236	Paterson	NJ		12/28/2023	07/22/2024	93,202	(15)				(15)	93,143	90,509	(2,634)	(2,634)	
1250385	Glenview	IL		12/28/2023	07/29/2024	139,269	(24)				(24)	139,176	133,946	(5,230)	(5,230)	
1250397	Foley	AL		12/28/2023	07/22/2024	152,809	(26)				(26)	152,709	147,147	(5,562)	(5,562)	
1250586	Indio	CA		12/28/2023	07/22/2024	243,726	(34)				(34)	243,692	235,000	(8,692)	(8,692)	
1250590	La Quinta	CA		12/28/2023	07/22/2024	260,971	(37)				(37)	260,935	252,625	(8,310)	(8,310)	
1290208	Rockville	MD		01/25/2024	07/19/2024	225,855	(34)				(34)	225,684	219,109	(6,575)	(6,575)	
1290225	Edison	NJ		01/25/2024	08/30/2024	343,014	(90)				(90)	338,342	327,328	(11,014)	(11,014)	
1290351	Richmond	TX		01/25/2024	08/31/2024	392,994	(97)				(97)	392,377	385,448	(6,929)	(6,929)	
1290414	Arlington	TX		01/25/2024	08/19/2024	135,122	(83)				(83)	134,840	134,422	(418)	(418)	
1290422	Canyon Country Area, Santa Clarita	CA		01/25/2024	08/06/2024	235,575	(149)				(149)	235,154	234,631	(523)	(523)	
1290854	Cranford	NJ		01/25/2024	08/16/2024	238,563	(75)				(75)	238,203	231,205	(6,998)	(6,998)	
1290861	Elgin	IL		01/25/2024	08/09/2024	44,930	(14)				(14)	44,866	43,548	(1,318)	(1,318)	
1292773	Granbury	TX		01/26/2024	08/15/2024	176,750	(53)				(53)	176,497	171,498	(4,999)	(4,999)	

E02.21

STATEMENT AS OF SEPTEMBER 30, 2024 OF THE First Allmerica Financial Life Insurance Company

**SCHEDULE B - PART 3**

Showing All Mortgage Loans DISPOSED, Transferred or Repaid During the Current Quarter

1 Loan Number	2 Location		4 Loan Type	5 Date Acquired	6 Disposal Date	7 Book Value/ Recorded Investment Excluding Accrued Interest Prior Year	8 Change in Book Value/Recorded Investment					14 Book Value/ Recorded Investment Excluding Accrued Interest on Disposal	15 Consid- eration	16 Foreign Exchange Gain (Loss) on Disposal	17 Realized Gain (Loss) on Disposal	18 Total Gain (Loss) on Disposal
	2 City	3 State					8 Unrealized Valuation Increase/ (Decrease)	9 Current Year's (Amortization) /Accretion	10 Current Year's Other- Than- Temporary Impairment Recognized	11 Capitalized Deferred Interest and Other	12 Total Change in Book Value (8+9-10+11)					
1292799	Newark	NJ		01/26/2024	08/02/2024	163,077		(55)			(55)	162,910	158,296		(4,613)	(4,613)
1297211	Kansas City	MO		01/30/2024	08/07/2024	39,757		258			258	1,126	202		(924)	(924)
1297497	Tampa	FL		01/30/2024	08/31/2024	143,047		(31)			(31)	143,016	138,623		(4,393)	(4,393)
1297544	Sarasota	FL		01/30/2024	08/26/2024	146,601		(42)			(42)	146,368	142,391		(3,977)	(3,977)
1297662	Mercer Island	WA		01/30/2024	08/14/2024	348,948		(78)			(78)	348,391	343,998		(4,393)	(4,393)
1307577	Idyllwild	CA		02/08/2024	08/08/2024	98,192		(25)			(25)	98,108	96,344		(1,764)	(1,764)
1307624	Huntington Beach	CA		02/08/2024	08/21/2024	357,831		(115)			(115)	357,304	344,724		(12,581)	(12,581)
1224094	Laguna Beach	CA		12/07/2023	07/01/2024	759,946						759,946	774,387		14,441	14,441
1224107	College Grove	TN		12/07/2023	07/01/2024	607,652						607,652	619,176		11,524	11,524
1290227	San Antonio	TX		01/25/2024	08/31/2024	130,962		(33)			(33)	130,759	128,193		(2,567)	(2,567)
1199563	Stanton	CA		11/21/2023	07/23/2024	123,134		(36)			(36)	122,975	123,071		96	96
1210023	Ave Maria	FL		11/29/2023	07/29/2024	86,713		(9)			(9)	86,638	85,783		(855)	(855)
1210031	Windermere	FL		11/29/2023	07/15/2024	104,427		(16)			(16)	104,041	100,080		(3,961)	(3,961)
1232959	Allen	TX		12/13/2023	07/15/2024	77,243		(9)			(9)	77,088	75,694		(1,393)	(1,393)
1233016	Mashpee	MA		12/13/2023	07/05/2024	223,344		(30)			(30)	223,314	218,566		(4,748)	(4,748)
1233028	Chatham	MA		12/13/2023	07/02/2024	387,987		(52)			(52)	387,659	378,577		(9,081)	(9,081)
1243529	Lake Geneva	WI		12/21/2023	07/29/2024	183,533		(33)			(33)	183,399	176,085		(7,314)	(7,314)
1250234	Paterson	NJ		12/28/2023	08/14/2024	121,796		(39)			(39)	121,642	118,219		(3,423)	(3,423)
1250406	Salinas	CA		12/28/2023	08/08/2024	149,094		(38)			(38)	148,901	147,046		(1,855)	(1,855)
1250528	Stephens City	VA		12/28/2023	08/30/2024	145,946		(47)			(47)	145,721	140,389		(5,332)	(5,332)
1250543	Atascadero	CA		12/28/2023	08/05/2024	141,976		(39)			(39)	141,937	137,467		(4,470)	(4,470)
1250615	Morgan	UT		12/28/2023	08/21/2024	121,488		(38)			(38)	121,301	117,477		(3,824)	(3,824)
1205309	Owasso	OK		11/28/2023	07/23/2024	70,546		(9)			(9)	70,487	69,074		(1,412)	(1,412)
1209839	Pittsburgh	PA		11/29/2023	08/02/2024	109,220		(36)			(36)	109,002	105,105		(3,897)	(3,897)
1243547	Grove City	OH		12/21/2023	08/12/2024	309,843		(114)			(114)	309,408	295,299		(14,109)	(14,109)
1096631	San Bernardino	CA		09/27/2023	07/01/2024	87,981						87,981	86,127		(1,854)	(1,854)
1126373	Escondido	CA		10/20/2023	07/01/2024	82,049						82,049	78,975		(3,073)	(3,073)
1126399	Denver	CO		10/20/2023	07/01/2024	28,849						28,849	27,818		(1,031)	(1,031)
1135279	Los Angeles	CA		10/27/2023	07/01/2024	19,674						19,674	19,119		(556)	(556)
1135367	San Diego	CA		10/27/2023	07/01/2024	21,858						21,858	21,239		(619)	(619)
1199532	La Habra	CA		11/21/2023	07/31/2024	291,831		(33)			(33)	291,799	287,860		(3,938)	(3,938)
1232915	Woodbine	MD		12/13/2023	08/27/2024	543,079		(181)			(181)	542,358	523,348		(19,010)	(19,010)
1232968	Brooklyn	NY		12/13/2023	08/16/2024	578,314		(154)			(154)	577,469	565,966		(11,502)	(11,502)
1233011	Kildeer	IL		12/13/2023	08/02/2024	737,747		(174)			(174)	736,527	723,899		(12,629)	(12,629)
1233102	Edison	NJ		12/13/2023	08/30/2024	222,559		(63)			(63)	222,179	215,907		(6,273)	(6,273)
1243554	Goodyear	AZ		12/21/2023	08/29/2024	410,290		(120)			(120)	409,666	398,018		(11,648)	(11,648)
1243563	Miami Beach	FL		12/21/2023	08/27/2024	893,438		(202)			(202)	891,994	879,133		(12,862)	(12,862)
1243581	Fairfield	CT		12/21/2023	08/28/2024	228,305		(84)			(84)	227,985	217,588		(10,396)	(10,396)
1243588	Riverside	CA		12/21/2023	08/12/2024	602,840		(187)			(187)	601,236	584,471		(16,765)	(16,765)
1093710	Littlestown	PA		08/11/2023	07/01/2024	102,298						102,298	104,468		2,170	2,170
1135270	Augusta	MI		10/27/2023	08/01/2024	28,746		(9)			(9)	28,703	27,899		(804)	(804)
1094048	Brooklyn	NY		08/21/2023	07/01/2024	436,838						436,838	439,211		2,374	2,374
1094198	Charlotte	NC		08/28/2023	08/19/2024	83,115						83,115	80,991		(2,124)	(2,124)
1094834	Barneget	NJ		09/07/2023	07/01/2024	19,365						19,365	19,098		(267)	(267)
1094919	Ocala	FL		09/07/2023	07/01/2024	34,174						34,174	33,628		(546)	(546)
1135290	Sunnyvale	CA		10/27/2023	07/01/2024	86,029						86,029	83,802		(2,227)	(2,227)
1135385	York	PA		10/27/2023	07/01/2024	3,787						3,787	3,734		(53)	(53)
1224145	Lehi	UT		12/07/2023	08/13/2024	320,423		(11)			(11)	319,811	325,909		6,098	6,098
1091678	York	PA		07/25/2023	07/01/2024	11,580						11,580	11,533		(47)	(47)
1091697	York	PA		07/25/2023	07/01/2024	11,853						11,853	11,690		(162)	(162)
1126360	Morrison	CO		10/20/2023	07/01/2024	165,020		(27)			(27)	164,899	159,184		(5,715)	(5,715)

E02.22

STATEMENT AS OF SEPTEMBER 30, 2024 OF THE First Allmerica Financial Life Insurance Company

**SCHEDULE B - PART 3**

Showing All Mortgage Loans DISPOSED, Transferred or Repaid During the Current Quarter

1 Loan Number	2 Location		4 Loan Type	5 Date Acquired	6 Disposal Date	7 Book Value/ Recorded Investment Excluding Accrued Interest Prior Year	8 Change in Book Value/Recorded Investment					14 Book Value/ Recorded Investment Excluding Accrued Interest on Disposal	15 Consid- eration	16 Foreign Exchange Gain (Loss) on Disposal	17 Realized Gain (Loss) on Disposal	18 Total Gain (Loss) on Disposal	
	2 City	3 State					8 Unrealized Valuation Increase/ (Decrease)	9 Current Year's (Amortization) /Accretion	10 Current Year's Other- Than- Temporary Impairment Recognized	11 Capitalized Deferred Interest and Other	12 Total Change in Book Value (8+9-10+11)						13 Total Foreign Exchange Change in Book Value
1090121	Chambersburg	PA		07/10/2023	07/22/2024	136,052		(3)				(3)	135,933	138,824		2,891	2,891
1091390	Hanover	PA		07/24/2023	07/12/2024	144,115		(4)				(4)	143,993	147,002		3,009	3,009
1094757	Hudson	FL		09/07/2023	07/15/2024	22,555		(3)				(3)	22,537	21,909	(628)		(628)
1096646	Eagle	CO		09/27/2023	08/07/2024	122,444		(37)				(37)	122,312	119,620	(2,692)		(2,692)
1096654	San Juan Capistrano	CA		09/27/2023	08/22/2024	215,509		(43)				(43)	215,440	209,001	(6,439)		(6,439)
1116882	San Lorenzo	CA		10/13/2023	07/01/2024	15,436							15,436	15,113	(323)		(323)
1090751	Mount Pleasant	SC		07/12/2023	07/01/2024	211,811							211,811	206,908	(4,903)		(4,903)
1090785	Victorville	CA		07/12/2023	07/01/2024	36,767							36,767	35,738	(1,029)		(1,029)
1091679	Harrisburg	PA		07/25/2023	07/12/2024	12,349		(1)				(1)	12,339	12,201	(138)		(138)
1092539	Fulshear	TX		08/04/2023	07/29/2024	115,974		(3)				(3)	115,866	117,926	2,059		2,059
1093214	Santa Barbara	CA		08/09/2023	07/15/2024	220,153							220,153	218,400	(1,753)		(1,753)
1093709	Hanover	PA		08/11/2023	08/29/2024	101,409		(4)				(4)	101,232	103,387	2,155		2,155
1094028	Pittsburgh	PA		08/17/2023	08/08/2024	98,283		(21)				(21)	98,110	97,125	(984)		(984)
1126367	Collinsville	OK		10/20/2023	08/02/2024	24,018		(9)				(9)	23,869	22,569	(1,300)		(1,300)
1080191	Scottsdale	AZ		05/15/2023	07/01/2024	62,688							62,688	61,532	(1,155)		(1,155)
1080345	Delray Beach	FL		05/15/2023	07/01/2024	74,587							74,587	74,420	(167)		(167)
1088882	San Francisco	CA		06/28/2023	07/01/2024	131,362							131,362	128,938	(2,424)		(2,424)
1088888	San Diego	CA		06/28/2023	07/01/2024	45,422							45,422	44,930	(492)		(492)
1088893	Garland	TX		06/28/2023	07/01/2024	27,232							27,232	26,836	(396)		(396)
1088931	Indio	CA		06/28/2023	07/01/2024	40,571							40,571	40,157	(414)		(414)
1091738	York	PA		07/28/2023	08/02/2024	99,467		(12)				(12)	99,455	101,675	2,220		2,220
1093368	Moorpark	CA		08/09/2023	07/09/2024	510,441		(75)				(75)	510,022	495,828	(14,194)		(14,194)
1094017	Montebello	CA		08/17/2023	08/30/2024	510,092		(102)				(102)	509,172	504,027	(5,145)		(5,145)
1094191	Lee's Summit	MO		08/28/2023	08/16/2024	31,207		(9)				(9)	31,153	30,286	(867)		(867)
1094763	Brooklyn	NY		09/07/2023	08/01/2024	72,611		(15)				(15)	72,596	71,370	(1,226)		(1,226)
1094777	Naples	FL		09/07/2023	08/12/2024	58,168		(16)				(16)	58,018	56,401	(1,617)		(1,617)
1095334	Harrisburg	PA		09/18/2023	07/24/2024	49,089		(5)				(5)	49,049	48,789	(260)		(260)
1116870	Twain Harte	CA		10/13/2023	07/24/2024	11,944		(2)				(2)	11,934	11,691	(244)		(244)
1078858	Celina	TX		05/09/2023	07/01/2024	240,602							240,602	241,773	1,171		1,171
1078932	San Luis Obispo	CA		05/09/2023	07/01/2024	75,088							75,088	75,976	889		889
1086760	Barrington	RI		06/08/2023	07/01/2024	57,576							57,576	56,653	(923)		(923)
1086762	Irvine	CA		06/08/2023	07/01/2024	225,346							225,346	220,935	(4,411)		(4,411)
1087348	Mesa	AZ		06/21/2023	07/01/2024	206,404							206,404	202,054	(4,350)		(4,350)
1091716	York	PA		07/25/2023	08/22/2024	12,725		(3)				(3)	12,706	12,565	(141)		(141)
1068742	Pacific Beach	WA		04/18/2023	07/01/2024	58,291							58,291	58,596	305		305
1076105	Philadelphia	PA		04/27/2023	07/01/2024	15,185							15,185	14,188	(997)		(997)
1077419	Lake Stevens	WA		05/03/2023	07/01/2024	261,971							261,971	255,006	(6,965)		(6,965)
1080176	Weston	CT		05/15/2023	07/31/2024	62,661		(8)				(8)	62,606	61,456	(1,150)		(1,150)
1080226	Clearwater	FL		05/15/2023	07/31/2024	11,785		(1)				(1)	11,775	11,558	(217)		(217)
1080417	Islamorada	FL		05/15/2023	07/10/2024	103,629		(8)				(8)	103,526	103,309	(216)		(216)
1088897	Upper Darby	PA		06/28/2023	07/17/2024	11,882		(4)				(4)	11,869	11,707	(162)		(162)
1088919	Grand Prairie	TX		06/28/2023	07/18/2024	39,729		(5)				(5)	39,724	38,938	(786)		(786)
1088928	Everett	WA		06/28/2023	07/17/2024	77,332		(25)				(25)	77,258	76,392	(866)		(866)
1088930	Garden Grove	CA		06/28/2023	07/17/2024	97,771		(32)				(32)	97,682	96,651	(1,031)		(1,031)
1088948	Chatsworth	CA		06/28/2023	07/05/2024	56,098		(19)				(19)	56,047	55,456	(591)		(591)
1093276	Columbus	OH		08/09/2023	08/21/2024	51,438		(11)				(11)	51,340	50,636	(704)		(704)
1093347	York	PA		08/09/2023	08/19/2024	24,505		(6)				(6)	24,471	24,260	(211)		(211)
1093374	Tampa	FL		08/09/2023	08/13/2024	299,195		(81)				(81)	298,645	291,039	(7,606)		(7,606)
1113187	Corpus Christi	TX		10/13/2023	08/22/2024	3,943		(1)				(1)	3,937	3,869	(68)		(68)
1113222	Newark	NJ		10/13/2023	08/30/2024	13,735		(2)				(2)	13,711	13,620	(91)		(91)
1074135	San Joaquin	CA		03/28/2023	07/01/2024	27,605							27,605	26,214	(1,391)		(1,391)

E02.23



STATEMENT AS OF SEPTEMBER 30, 2024 OF THE First Allmerica Financial Life Insurance Company

**SCHEDULE B - PART 3**

Showing All Mortgage Loans DISPOSED, Transferred or Repaid During the Current Quarter

1 Loan Number	2 Location		4 Loan Type	5 Date Acquired	6 Disposal Date	7 Book Value/ Recorded Investment Excluding Accrued Interest Prior Year	8 Change in Book Value/Recorded Investment						14 Book Value/ Recorded Investment Excluding Accrued Interest on Disposal	15 Consid- eration	16 Foreign Exchange Gain (Loss) on Disposal	17 Realized Gain (Loss) on Disposal	18 Total Gain (Loss) on Disposal
	2 City	3 State					8 Unrealized Valuation Increase/ (Decrease)	9 Current Year's (Amortization) /Accretion	10 Current Year's Other- Than- Temporary Impairment Recognized	11 Capitalized Deferred Interest and Other	12 Total Change in Book Value (8+9-10+11)	13 Total Foreign Exchange Change in Book Value					
1074140	Phoenix	AZ		03/28/2023	07/01/2024	17,449							17,449	16,885		(564)	(564)
1074146	Wethersfield	CT		03/28/2023	07/01/2024	22,004							22,004	21,173		(831)	(831)
1074161	Des Moines	IA		03/28/2023	07/01/2024	50,010							50,010	47,606		(2,404)	(2,404)
1074428	Oak Island	NC		03/29/2023	07/01/2024	81,846							81,846	79,791		(2,055)	(2,055)
1076069	Anderson	IN		04/27/2023	07/01/2024	9,176							9,176	8,936		(239)	(239)
1076078	Clovis	CA		04/27/2023	07/01/2024	33,744							33,744	32,491		(1,253)	(1,253)
1085897	Lake Mary	FL		05/25/2023	07/25/2024	45,805		(7)			(7)		45,759	44,322		(1,437)	(1,437)
1086676	Doral	FL		06/08/2023	07/24/2024	152,387		(25)			(25)		152,241	146,812		(5,428)	(5,428)
1086759	Bradenton	FL		06/08/2023	07/11/2024	32,452		(4)			(4)		32,448	31,932		(516)	(516)
1074622	Wyoming	MI		04/28/2023	07/11/2024	39,772		(5)			(5)		39,741	38,928		(813)	(813)
1074671	Cypress	TX		04/28/2023	07/31/2024	101,074		(13)			(13)		100,982	98,903		(2,080)	(2,080)
1076107	Ocean City	MD		04/27/2023	07/01/2024	14,189							14,189	13,829		(360)	(360)
1076159	Lake Havasu City	AZ		04/27/2023	07/01/2024	110,657							110,657	107,067		(3,590)	(3,590)
1077360	San Diego	CA		05/03/2023	07/01/2024	284,495							284,495	276,564		(7,931)	(7,931)
1077399	Savannah	GA		05/03/2023	07/17/2024	46,075		(6)			(6)		46,039	45,156		(883)	(883)
1085946	Torrance	CA		05/25/2023	07/12/2024	67,288		(10)			(10)		67,227	65,320		(1,907)	(1,907)
1088953	Visalia	CA		06/28/2023	08/12/2024	39,540		(27)			(27)		39,467	38,773		(694)	(694)
1086611	Steelton	PA		06/08/2023	08/05/2024	39,259		(8)			(8)		39,251	39,105		(146)	(146)
1086767	Mesa	AZ		06/08/2023	08/21/2024	116,343		(27)			(27)		116,117	114,265		(1,852)	(1,852)
1068693	Newark	CA		04/18/2023	08/19/2024	43,615		(3)			(3)		43,504	43,727		223	223
1076660	Hagerstown	MD		04/21/2023	08/31/2024	38,047		(11)			(11)		37,982	37,067		(915)	(915)
1076075	Fort Worth	TX		04/27/2023	08/29/2024	15,268		(5)			(5)		15,059	14,287		(772)	(772)
1076080	Phoenix	AZ		04/27/2023	08/09/2024	40,929		(12)			(12)		40,859	39,638		(1,222)	(1,222)
1067183	Sarasota	FL		12/22/2022	08/27/2024	244,435							244,435	237,821		(6,614)	(6,614)
1074601	Miami	FL		03/29/2023	07/15/2024	44,875		(4)			(4)		44,812	44,308		(504)	(504)
1056034	Chicago	IL		08/26/2022	07/08/2024	27,071							27,071	27,700		629	629
1055989	Penn Hills	PA		08/26/2022	07/01/2024	3,900							3,900	4,006		105	105
1055999	Hampton	VA		08/26/2022	07/24/2024	5,941							5,934	6,064		130	130
1056013	Hagerstown	MD		08/26/2022	07/17/2024	7,544							7,536	7,713		177	177
1056092	Jacksonville	FL		08/26/2022	07/17/2024	4,239							4,233	4,331		98	98
1056223	Columbus	OH		08/26/2022	07/18/2024	8,047							8,039	8,227		188	188
1056245	Lowell	MA		08/26/2022	07/22/2024	17,934							17,915	18,334		419	419
1055888	Providence	RI		08/26/2022	08/05/2024	13,676							13,661	13,979		318	318
1056231	New Albany	IN		08/26/2022	08/05/2024	8,681							8,663	8,865		203	203
1056319	Hampton	VA		08/26/2022	08/13/2024	3,761							3,753	3,841		88	88
<b>0199999. Mortgages closed by repayment</b>						<b>43,680,404</b>		<b>(1,517)</b>				<b>(1,517)</b>	<b>43,281,828</b>	<b>42,472,422</b>		<b>(809,406)</b>	<b>(809,406)</b>
805153525	Chicago	IL		07/31/2015		27,574		(2,434)				(2,434)	25,139	25,139			
5300277	Wilmington	MA		03/27/2024				1,699				1,699	129,688	129,688			
703133	Atlanta	GA		11/16/2023									121,515	121,515			
100094286	Lyon	FRA		04/10/2024									336,317	349,467	13,150		13,150
1000932	Aalborg	DNK		06/27/2024				110				110	14,686	15,055	369		369
1491250	Fresno	CA		05/10/2024		30,184								127			
1090763	Aurora	CO		07/12/2023		125,827								275			
1491251	Durham	NC		05/10/2024		30,914								73			
1091601	Los Angeles	CA		07/25/2023		166,696								201			
1091626	Orlando	FL		07/25/2023		17,612								41			
1329254	Palmyra	NJ		02/23/2024		27,616								63			
1056037	New Haven	CT		08/26/2022		12,158								40			
1056042	Richmond	VA		08/26/2022		7,160								23			
1066490	Pensacola	FL		11/22/2022		26,273								55			
1348863	Riverside	CA		03/06/2024		169,811								398			

E02.24

STATEMENT AS OF SEPTEMBER 30, 2024 OF THE First Allmerica Financial Life Insurance Company

**SCHEDULE B - PART 3**

Showing All Mortgage Loans DISPOSED, Transferred or Repaid During the Current Quarter

1 Loan Number	2 Location		4 Loan Type	5 Date Acquired	6 Disposal Date	7 Book Value/ Recorded Investment Excluding Accrued Interest Prior Year	8 Change in Book Value/Recorded Investment					14 Book Value/ Recorded Investment Excluding Accrued Interest on Disposal	15 Consid- eration	16 Foreign Exchange Gain (Loss) on Disposal	17 Realized Gain (Loss) on Disposal	18 Total Gain (Loss) on Disposal
	2 City	3 State					8 Unrealized Valuation Increase/ (Decrease)	9 Current Year's (Amortization) /Accretion	10 Current Year's Other- Than- Temporary Impairment Recognized	11 Capitalized Deferred Interest and Other	12 Total Change in Book Value (8+9-10+11)					
1233068	Bakersfield	CA		12/13/2023		300,342							1,439			
1093174	Ocala	FL		08/09/2023		38,594							94			
1055952	Killeen	TX		08/26/2022		5,604							17			
1094199	Washington	DC		08/28/2023		26,720							51			
1437168	Ellijay	GA		04/10/2024		26,380							55			
1348919	East Lansing	MI		03/06/2024		44,420							90			
1093171	Kissimmee	FL		08/09/2023		94,937							201			
1090804	Moody	AL		07/12/2023		34,461							199			
1272132	Marysville	WA		01/09/2024		269,366							595			
1093172	Wappingers Falls	NY		08/09/2023		47,088							120			
1093220	El Cajon	CA		08/09/2023		79,944							8			
1348914	Rocklin	CA		03/06/2024		114,716							340			
1088894	Sylmar	CA		06/28/2023		63,590							163			
1348982	West Bloomfield	MI		03/06/2024		88,358							1,984			
1348967	Katy	TX		03/06/2024		45,422							108			
1349107	Henrico	VA		03/06/2024		98,219							219			
1056119	Cape Coral	FL		08/26/2022		16,997							64			
1491225	Boca Raton	FL		05/10/2024		198,496							418			
1094190	San Francisco	CA		08/28/2023		99,583							1,426			
1250146	Valparaiso	IN		12/28/2023		49,125							123			
1250206	Paterson	NJ		12/28/2023		114,771							223			
1307557	Port St Joe	FL		02/08/2024		908,580							1,376			
1339925	Irving	TX		02/28/2024		298,458							680			
1290905	Troy	NY		01/25/2024		47,509							84			
1417270	Barling	AR		03/27/2024		13,391							1,795			
1390650	Downey	CA		03/26/2024		50,180							111			
1329211	Erlanger	KY		02/23/2024		13,301							30			
1491238	Monroe	MI		05/10/2024		18,698							39			
1307520	San Antonio	TX		02/08/2024		72,850							47			
1569498	Princeton	TX		06/26/2024		23,380							46			
1094862	Woodland Hills	CA		09/07/2023		81,264							166			
1333460	Columbia	SC		02/26/2024		10,186							20			
1333516	Labelle	FL		02/26/2024		29,321							60			
1118914	Memphis	TN		10/17/2023		42,242							87			
1339921	New York	NY		02/28/2024		379,690							15,074			
1549079	New Haven	CT		06/13/2024		69,005							731			
1250242	Philadelphia	PA		12/28/2023		58,527							105			
1414528	Joplin	MO		03/27/2024		6,983							295			
1135329	Hollywood	FL		10/27/2023		11,289							25			
1233018	Saint Charles	IL		12/13/2023		513,457							1,471			
1390685	Ridgeland	MS		03/26/2024		18,610							41			
1224156	La Crescenta	CA		12/07/2023		373,938							707			
1297529	Orange Beach	AL		01/30/2024		142,980							228			
1290840	Ishpeming	MI		01/25/2024		29,852							61			
1491094	New Haven	CT		05/10/2024		49,783							109			
1491103	Bronx	NY		05/10/2024		104,272							195			
1087342	Huntington Beach	CA		06/21/2023		426,979							2,023			
1113103	Port Neches	TX		10/13/2023		6,084							16			
1094931	Santa Ana	CA		09/07/2023		65,073							139			
1416330	Van Buren	AR		03/27/2024		9,546							233			
1416359	Little Rock	AR		03/27/2024		18,837							1,117			

E02.25

STATEMENT AS OF SEPTEMBER 30, 2024 OF THE First Allmerica Financial Life Insurance Company

**SCHEDULE B - PART 3**

Showing All Mortgage Loans DISPOSED, Transferred or Repaid During the Current Quarter

1 Loan Number	2 Location		4 Loan Type	5 Date Acquired	6 Disposal Date	7 Book Value/ Recorded Investment Excluding Accrued Interest Prior Year	8 Change in Book Value/Recorded Investment					14 Book Value/ Recorded Investment Excluding Accrued Interest on Disposal	15 Consid- eration	16 Foreign Exchange Gain (Loss) on Disposal	17 Realized Gain (Loss) on Disposal	18 Total Gain (Loss) on Disposal	
	2 City	3 State					8 Unrealized Valuation Increase/ (Decrease)	9 Current Year's (Amortization) /Accretion	10 Current Year's Other- Than- Temporary Impairment Recognized	11 Capitalized Deferred Interest and Other	12 Total Change in Book Value (8+9-10+11)						13 Total Foreign Exchange Change in Book Value
1056050	Plainfield	CT		08/26/2022		9,176											25
1056073	Jacksonville	FL		08/26/2022		4,043											15
1056063	Riverside	CA		08/26/2022		14,297											52
1080323	Morro Bay	CA		05/15/2023		75,822											215
1290391	Lake Harmony	PA		01/25/2024		303,493											605
1437190	Las Vegas	NV		04/10/2024		33,092											61
1383787	Meriden	CT		03/21/2024		23,542											45
1417153	Lowell	AR		03/27/2024		13,831											289
1417163	Duncan	OK		03/27/2024		15,655											340
1383831	Carthage	MO		03/21/2024		13,638											36
1086787	Georgetown	TX		06/08/2023		64,244											269
1087351	Port Richey	FL		06/21/2023		88,364											206
1116868	Oceanside	CA		10/13/2023		18,827											45
1055919	Fairburn	GA		08/26/2022		13,121											49
1498680	Palo Alto	CA		05/16/2024		39,510											117
1356021	Westminster	CA		03/08/2024		79,392											409
1090761	Roseville	CA		07/12/2023		75,075											375
1491211	Sea Isle City	NJ		05/10/2024		87,257											183
1093203	Saint Petersburg	FL		08/09/2023		26,268											77
1093353	Palm Springs	CA		08/09/2023		201,388											517
1076127	Ogden	UT		04/27/2023		37,717											48
1092534	Essex	MD		08/04/2023		100,119											243
1290935	Stillwater	MN		01/25/2024		88,882											11,146
1096627	Hampton	VA		09/27/2023		16,160											34
1106254	Massillon	OH		10/06/2023		51,824											124
1061570	Sevierville	TN		10/26/2022		83,519											198
1416272	Lowell	AR		03/27/2024		18,969											307
1437165	Hendersonville	NC		04/10/2024		25,006											81
1297635	Phoenix	AZ		01/30/2024		274,404											1,445
1297639	Midland	TX		01/30/2024		341,457											677
1056143	Bridgeport	PA		08/26/2022		4,687											15
1383791	Anderson	SC		03/21/2024		15,943											28
1413965	Norman	OK		03/27/2024		10,386											305
1414045	Fayetteville	AR		03/27/2024		6,596											290
1413976	McAlester	OK		03/27/2024		2,477											164
1414158	Arkoma	OK		03/27/2024		8,020											394
1055921	Northfield	NJ		08/26/2022		9,303											32
1418745	Trenton	NJ		03/28/2024		16,900											36
1418791	Providence	RI		03/28/2024		48,950											111
1292892	Santa Clarita	CA		01/26/2024		284,282											616
1090825	Houston	TX		07/12/2023		17,975											43
1567962	McKinney	TX		06/26/2024		210,540											342
1567971	Boca Raton	FL		06/26/2024		175,953											302
1567981	Slidell	LA		06/26/2024		224,103											411
1272144	Lakeland	TN		01/09/2024		223,793											454
1297444	Worcester	MA		01/30/2024		96,358											163
1501600	Philadelphia	PA		05/28/2024		35,004											86
1297608	Frisco	TX		01/30/2024		299,210											503
1297581	North Kingstown	RI		01/30/2024		58,417											130
1416696	Benton	AR		03/27/2024		22,499											653
1224149	San Bruno	CA		12/07/2023		619,574											1,592

E02.26

STATEMENT AS OF SEPTEMBER 30, 2024 OF THE First Allmerica Financial Life Insurance Company

**SCHEDULE B - PART 3**

Showing All Mortgage Loans DISPOSED, Transferred or Repaid During the Current Quarter

1 Loan Number	2 Location		4 Loan Type	5 Date Acquired	6 Disposal Date	7 Book Value/ Recorded Investment Excluding Accrued Interest Prior Year	8 Change in Book Value/Recorded Investment					14 Book Value/ Recorded Investment Excluding Accrued Interest on Disposal	15 Consid- eration	16 Foreign Exchange Gain (Loss) on Disposal	17 Realized Gain (Loss) on Disposal	18 Total Gain (Loss) on Disposal
	2 City	3 State					8 Unrealized Valuation Increase/ (Decrease)	9 Current Year's (Amortization) /Accretion	10 Current Year's Other- Than- Temporary Impairment Recognized	11 Capitalized Deferred Interest and Other	12 Total Change in Book Value (8+9-10+11)					
1418895	Raytown	MO		03/28/2024		16,515										39
1233120	Bristol	CT		12/13/2023		144,191										333
1233138	Dallas	TX		12/13/2023		51,228										119
1074088	Orlando	FL		03/28/2023		28,540										129
1491347	Statham	GA		05/10/2024		44,973										81
1113213	Fontana	CA		10/13/2023		10,646										23
1437332	Pasadena	CA		04/10/2024		118,736										285
1088822	Brooklyn	NY		06/28/2023		185,162										476
1068717	Oceanside	CA		04/18/2023		146,199										426
1090782	Garland	TX		07/12/2023		35,973										84
1305532	Detroit	MI		02/06/2024		14,231										30
1339961	Harrisburg	PA		02/28/2024		13,150										29
1569213	Houston	TX		06/26/2024		64,547										115
1498481	York	PA		05/16/2024		7,892										14
1080395	Tampa	FL		05/15/2023		149,977										445
1080412	Erie	CO		05/15/2023		45,114										123
1549108	Suffolk	VA		06/13/2024		85,092										189
1337959	Saginaw	MI		02/27/2024		17,858										34
1272119	Miami	FL		01/09/2024		398,313										500
1338003	Petersburg	VA		02/27/2024		14,301										26
1338007	Canton	OH		02/27/2024		29,418										47
1356047	Silverton	OR		03/08/2024		31,066										61
1076615	West Milford	NJ		04/21/2023		46,794										96
1076625	Troy	NY		04/21/2023		50,993										125
1415284	Mount Vernon	MO		03/27/2024		17,352										403
1418726	Hollister	CA		03/28/2024		57,626										138
1209991	San Antonio	TX		11/29/2023		49,570										93
1297222	Killeen	TX		01/30/2024		48,917										81
1137106	Harrisburg	PA		10/30/2023		33,577										77
1491436	Upland	CA		05/10/2024		103,000										339
1135307	Dania Beach	FL		10/27/2023		11,828										25
1135326	Winter Park	CO		10/27/2023		4,614										11
1056337	Hopewell	VA		08/26/2022		4,956										15
1069458	Spring	TX		02/23/2023		13,342										22
1415359	Bentonville	AR		03/27/2024		4,695										156
1491432	North Hollywood	CA		05/10/2024		129,790										4,195
1349083	Clayton	NC		03/06/2024		136,451										290
1080380	Los Gatos	CA		05/15/2023		89,276										269
1333526	Baltimore	MD		02/26/2024		18,142										31
1418963	Riverdale	GA		03/28/2024		21,328										52
1292897	Lexington	KY		01/26/2024		92,138										191
1413630	Fayetteville	AR		03/27/2024		4,021										267
1418773	Englewood	FL		03/28/2024		31,279										72
1078900	Yakima	WA		05/09/2023		228,986										793
1417127	Raymore	MO		03/27/2024		22,853										495
1418840	Seattle	WA		03/28/2024		138,838										342
1565407	Whites Creek	TN		06/25/2024		42,636										63
1549098	Yuma	AZ		06/13/2024		44,420										99
1061569	Grand Prairie	TX		10/26/2022		59,676										163
1491340	Garden Grove	CA		05/10/2024		91,142										219
1297399	Cleveland	OH		01/30/2024		47,663										58

E02.27

STATEMENT AS OF SEPTEMBER 30, 2024 OF THE First Allmerica Financial Life Insurance Company

**SCHEDULE B - PART 3**

Showing All Mortgage Loans DISPOSED, Transferred or Repaid During the Current Quarter

1 Loan Number	2 Location		4 Loan Type	5 Date Acquired	6 Disposal Date	7 Book Value/ Recorded Investment Excluding Accrued Interest Prior Year	8 Change in Book Value/Recorded Investment					14 Book Value/ Recorded Investment Excluding Accrued Interest on Disposal	15 Consid- eration	16 Foreign Exchange Gain (Loss) on Disposal	17 Realized Gain (Loss) on Disposal	18 Total Gain (Loss) on Disposal
	2 City	3 State					8 Unrealized Valuation Increase/ (Decrease)	9 Current Year's (Amortization) /Accretion	10 Current Year's Other- Than- Temporary Impairment Recognized	11 Capitalized Deferred Interest and Other	12 Total Change in Book Value (8+9-10+11)					
1093401	Tampa	FL		08/09/2023		84,835								433		
1086591	Chatsworth	CA		06/08/2023		409,070								1,042		
1333463	Baltimore	MD		02/26/2024		25,224								35		
1074099	Indianapolis	IN		03/28/2023		38,597								63		
1086002	Lawrenceburg	KY		05/25/2023		12,447								16		
1074667	Escondido	CA		04/28/2023		165,682								2,553		
1383653	Indio	CA		03/21/2024		35,524								169		
1501579	Mount Morris	NY		05/28/2024		29,740								59		
1565382	Pasadena	MD		06/25/2024		56,912								995		
1416693	Springdale	AR		03/27/2024		17,502								417		
1565507	Nice	CA		06/25/2024		84,360								75		
1090744	Westlake	FL		07/12/2023		54,887								1,977		
1061571	Sevierville	TN		10/26/2022		303,031								1,338		
1080350	Dania	FL		05/15/2023		48,248								132		
1056151	Hickory	NC		08/26/2022		10,495								36		
1250356	Saint Augustine	FL		12/28/2023		52,869								84		
1413528	West Fork	AR		03/27/2024		10,222								684		
1418758	Petersburg	VA		03/28/2024		20,827								48		
1418905	Anaheim	CA		03/28/2024		55,556								113		
1501462	Spokane	WA		05/28/2024		64,438								152		
1088613	Reston	VA		06/28/2023		91,168								228		
1418804	Kansas City	MO		03/28/2024		13,048								26		
1297633	Lynbrook	NY		01/30/2024		170,716								630		
1297340	Kansas City	MO		01/30/2024		38,656								76		
1076123	North Chesterfield	VA		04/27/2023		34,919								59		
1076142	Lake Wylie	SC		04/27/2023		50,714								122		
1093216	Denver	CO		08/09/2023		87,526								214		
1199545	Miami	FL		11/21/2023		336,316								3,534		
1250633	Whittier	CA		12/28/2023		143,141								247		
1094055	Rocky Mount	NC		08/28/2023		24,729								54		
1250444	Slidell	LA		12/28/2023		48,482								83		
1232904	Pacific Palisades	CA		12/13/2023		1,024,378								1,753		
1337786	Putnam Valley	NY		02/27/2024		64,808								137		
1337790	Hoboken	NJ		02/27/2024		61,554								125		
1337792	Lexington	NC		02/27/2024		20,886								41		
1501704	Boca Raton	FL		05/28/2024		89,480								197		
1297558	Milledgeville	GA		01/30/2024		58,442								108		
1307496	Pensacola	FL		02/08/2024		36,271								67		
1307512	Linden	NJ		02/08/2024		107,474								216		
1250487	Cary	NC		12/28/2023		209,194								525		
1096633	Greensboro	NC		09/27/2023		16,758								42		
1414278	Miami	OK		03/27/2024		3,681								168		
1250473	Homestead	FL		12/28/2023		114,602								157		
1414269	Tulsa	OK		03/27/2024		11,590								414		
1094737	Saugerties	NY		09/07/2023		40,744								99		
1501715	Punta Gorda	FL		05/28/2024		97,113								274		
1565587	Millilani	HI		06/25/2024		258,251								379		
1565596	New Caney	TX		06/25/2024		71,161								86		
1413513	Clever	MO		03/27/2024		2,451								128		
1549093	Centereach	NY		06/13/2024		98,430								177		
1338064	Salt Lake City	UT		02/27/2024		36,569								39		

E02.28

STATEMENT AS OF SEPTEMBER 30, 2024 OF THE First Allmerica Financial Life Insurance Company

**SCHEDULE B - PART 3**

Showing All Mortgage Loans DISPOSED, Transferred or Repaid During the Current Quarter

1 Loan Number	2 Location		4 Loan Type	5 Date Acquired	6 Disposal Date	7 Book Value/ Recorded Investment Excluding Accrued Interest Prior Year	8 Change in Book Value/Recorded Investment					14 Book Value/ Recorded Investment Excluding Accrued Interest on Disposal	15 Consid- eration	16 Foreign Exchange Gain (Loss) on Disposal	17 Realized Gain (Loss) on Disposal	18 Total Gain (Loss) on Disposal
	2 City	3 State					8 Unrealized Valuation Increase/ (Decrease)	9 Current Year's (Amortization) /Accretion	10 Current Year's Other- Than- Temporary Impairment Recognized	11 Capitalized Deferred Interest and Other	12 Total Change in Book Value (8+9-10+11)					
1338065	Houston	TX		02/27/2024		71,678								149		
1415095	Miami	OK		03/27/2024		4,010								102		
1356058	Encino	CA		03/08/2024		210,823								420		
1569280	Raleigh	NC		06/26/2024		67,488								276		
1569284	Lake Stevens	WA		06/26/2024		72,560								128		
1491310	Hayward	CA		05/10/2024		224,446								635		
1413281	Cartersville	MO		03/27/2024		5,692								507		
1418738	Covington	TN		03/28/2024		13,523								23		
1417475	Joplin	MO		03/27/2024		21,418								484		
1116873	Yantis	TX		10/13/2023		38,237								89		
1383801	Miami	FL		03/21/2024		50,146								106		
1290932	Alto	MI		01/25/2024		61,326								100		
1356080	Long Beach	CA		03/08/2024		87,380								194		
1356100	Hasbrouck Heights	NJ		03/08/2024		45,184								73		
1290381	Cave Creek	AZ		01/25/2024		143,210								790		
1415847	Fort Smith	AR		03/27/2024		9,842								868		
1338104	Boonton	NJ		02/27/2024		40,816								84		
1418785	Saint Petersburg	FL		03/28/2024		32,591								67		
1413628	Bentonville	AR		03/27/2024		12,194								758		
1413651	Broken Arrow	OK		03/27/2024		1,563								549		
1091693	Los Banos	CA		07/25/2023		24,357								55		
1056281	Atlanta	GA		08/26/2022		11,233								39		
1233125	Mesquite	TX		12/13/2023		125,985								245		
1233130	Joshua Tree	CA		12/13/2023		346,281								656		
1297251	Auburn	NY		01/30/2024		42,145								74		
1565633	Seattle	WA		06/25/2024		162,754								240		
1415849	Henryetta	OK		03/27/2024		15,659								428		
1329318	Madison	MS		02/23/2024		31,531								53		
1390627	Saddle River	NJ		03/26/2024		129,921							12,628			
1414953	Fayetteville	AR		03/27/2024		21,143								649		
1088856	La Mirada	CA		06/28/2023		153,954								356		
1568018	Parker	TX		06/26/2024		196,098								527		
1091588	Phoenix	AZ		07/25/2023		24,119								53		
1549140	La Mesa	CA		06/13/2024		109,661								200		
1569366	Valley Stream	NY		06/26/2024		53,313								81		
1209736	Springfield	MO		11/29/2023		52,616								1,055		
1209767	Saint Louis	MO		11/29/2023		39,395								156		
1290426	Tempe	TX		01/25/2024		60,851								5,018		
1390642	Houston	TX		03/26/2024		24,219								56		
1338032	Memphis	TN		02/27/2024		14,486								29		
1338052	Plainfield	IL		02/27/2024		25,228								52		
1416537	Fort Smith	AR		03/27/2024		1,798								92		
1077365	Emerald Isle	NC		05/03/2023		226,305								415		
1549193	Wilmington	DE		06/13/2024		20,704								56		
1549209	Cleveland	OH		06/13/2024		15,908								28		
1338153	Victorville	CA		02/27/2024		36,217								75		
1413849	Bixby	OK		03/27/2024		18,531								900		
1413877	Springdale	AR		03/27/2024		7,040								414		
1491029	Stockbridge	GA		05/10/2024		96,873								215		
1209782	Big Bear Lake	CA		11/29/2023		75,791								160		
1068698	Clearwater	FL		04/18/2023		40,801								144		

E02.29

STATEMENT AS OF SEPTEMBER 30, 2024 OF THE First Allmerica Financial Life Insurance Company

**SCHEDULE B - PART 3**

Showing All Mortgage Loans DISPOSED, Transferred or Repaid During the Current Quarter

1 Loan Number	2 Location		4 Loan Type	5 Date Acquired	6 Disposal Date	7 Book Value/ Recorded Investment Excluding Accrued Interest Prior Year	8 Change in Book Value/Recorded Investment					14 Book Value/ Recorded Investment Excluding Accrued Interest on Disposal	15 Consid- eration	16 Foreign Exchange Gain (Loss) on Disposal	17 Realized Gain (Loss) on Disposal	18 Total Gain (Loss) on Disposal
	2 City	3 State					8 Unrealized Valuation Increase/ (Decrease)	9 Current Year's (Amortization) /Accretion	10 Current Year's Other- Than- Temporary Impairment Recognized	11 Capitalized Deferred Interest and Other	12 Total Change in Book Value (8+9-10+11)					
1569229	Bellingham	WA		06/26/2024		123,910								198		
1491115	El Cajon	CA		05/10/2024		119,790								267		
1297654	Apple Valley	CA		01/30/2024		111,959								189		
1512112	Winter Haven	FL		05/23/2024		40,163								85		
1250508	Afton	OK		12/28/2023		322,907								548		
1414245	Springdale	AR		03/27/2024		10,075								359		
1414346	Owasso	OK		03/27/2024		11,040								442		
1565512	Port Saint Lucie	FL		06/25/2024		30,296								36		
1307541	New Wilmington	PA		02/08/2024		42,072								81		
1383798	Mission Viejo	CA		03/21/2024		51,211								106		
1250510	Sherman Oaks	CA		12/28/2023		232,510								442		
1209758	Los Angeles	CA		11/29/2023		169,517								366		
1209740	Marietta	GA		11/29/2023		76,880								166		
1290412	Anaheim	CA		01/25/2024		223,497								684		
1068706	Woodstock	GA		04/18/2023		16,523								56		
1413649	Bentonville	AR		03/27/2024		8,467								541		
1056262	Sebastian	FL		08/26/2022		10,716								38		
1080152	Salinas	CA		05/15/2023		51,714								122		
1080189	Swedesboro	NJ		05/15/2023		49,225								98		
1549249	Nashville	TN		06/13/2024		49,762								59		
1418734	Mystic	CT		03/28/2024		85,391								187		
1501730	Austin	TX		05/28/2024		573,121								1,132		
1549080	New Haven	CT		06/13/2024		71,334								738		
1088836	Harrison	NY		06/28/2023		160,078								343		
1088824	Cary	NC		06/28/2023		50,323								142		
1126408	Coloma	MI		10/20/2023		16,009								192		
1126415	Miami	FL		10/20/2023		147,352								351		
1415011	Tulsa	OK		03/27/2024		14,324								523		
1569275	Mabank	TX		06/26/2024		72,125								105		
1569279	Greensboro	GA		06/26/2024		104,389								174		
1498589	Lansing	MI		05/16/2024		10,768								35		
1415162	Conway	AR		03/27/2024		2,242								152		
1415265	Rogersville	MO		03/27/2024		2,785								1,011		
1297597	North Providence	RI		01/30/2024		180,427								301		
1491145	South Bound Brook	NJ		05/10/2024		47,579								98		
1417288	San Antonio	TX		03/27/2024		92,405								3,082		
1383848	Fortson	GA		03/21/2024		29,004								64		
1416488	Gainesville	MO		03/27/2024		6,457								1,298		
1416577	Fayetteville	AR		03/27/2024		19,773								432		
1400685	Keizer	OR		03/26/2024		39,455								72		
1356097	Brooklyn	NY		03/08/2024		47,906								103		
1243578	Weston	FL		12/21/2023		1,038,464								2,346		
1390690	Charleston	WV		03/26/2024		15,331								69		
1056029	Hamden	CT		08/26/2022		8,194								28		
1094219	La Porte	TX		08/28/2023		24,595								64		
1093186	Mount Vernon	OH		08/09/2023		54,043								138		
1090843	Surfside Beach	TX		07/12/2023		32,086								76		
1437479	Whittier	CA		04/10/2024		119,462								264		
1094229	Spring	TX		08/28/2023		20,263								49		
1116878	Flagstaff	AZ		10/13/2023		21,711								55		
1569340	Fort Payne	AL		06/26/2024		16,489								79		

E02.30

STATEMENT AS OF SEPTEMBER 30, 2024 OF THE First Allmerica Financial Life Insurance Company

**SCHEDULE B - PART 3**

Showing All Mortgage Loans DISPOSED, Transferred or Repaid During the Current Quarter

1 Loan Number	2 Location		4 Loan Type	5 Date Acquired	6 Disposal Date	7 Book Value/ Recorded Investment Excluding Accrued Interest Prior Year	8 Change in Book Value/Recorded Investment					14 Book Value/ Recorded Investment Excluding Accrued Interest on Disposal	15 Consid- eration	16 Foreign Exchange Gain (Loss) on Disposal	17 Realized Gain (Loss) on Disposal	18 Total Gain (Loss) on Disposal
	2 City	3 State					8 Unrealized Valuation Increase/ (Decrease)	9 Current Year's (Amortization) /Accretion	10 Current Year's Other- Than- Temporary Impairment Recognized	11 Capitalized Deferred Interest and Other	12 Total Change in Book Value (8+9-10+11)					
1094265	Santa Margarita	CA		08/28/2023		124,606							291			
1569326	Bangs	TX		06/26/2024		17,188							18			
1090732	Campobello	SC		07/12/2023		64,966							179			
1233029	Buckeye	AZ		12/13/2023		282,217							510			
1233045	Huntington Beach	CA		12/13/2023		309,299							683			
1355955	Porter Ranch	CA		03/08/2024		137,807							276			
1297248	Atlanta	GA		01/30/2024		88,915							165			
1512080	Mount Kisco	NY		05/23/2024		352,195							626			
1415975	Fort Smith	AR		03/27/2024		16,221							349			
1416048	Higden	AR		03/27/2024		14,685							398			
1415343	Garden City	KS		03/27/2024		23,420							713			
1413925	Bixby	OK		03/27/2024		6,415							385			
1088837	Mableton	GA		06/28/2023		62,179							173			
1569181	Andover	ME		06/26/2024		48,605							209			
1569192	Charlotte	NC		06/26/2024		40,202							163			
1088839	York	PA		06/28/2023		43,542							83			
1414444	Shawnee	OK		03/27/2024		4,707							366			
1491317	Hicksville	NY		05/10/2024		114,962							6,274			
1512060	Detroit	MI		05/23/2024		38,334							67			
1338133	Houston	TX		02/27/2024		153,067							262			
1418760	Kinston	NC		03/28/2024		14,257							63			
1569521	Scottsdale	AZ		06/26/2024		319,660							362			
1297588	Spokane	WA		01/30/2024		105,150							242			
1056099	Hammond	IN		08/26/2022		4,122							14			
1091644	Whittier	CA		07/25/2023		117,332							284			
1094189	San Francisco	CA		08/28/2023		97,231							1,393			
1418967	Framingham	MA		03/28/2024		35,057							158			
1272127	Kissimmee	FL		01/09/2024		84,965							179			
1307554	Homestead	FL		02/08/2024		46,324							100			
1339902	Allen	TX		02/28/2024		330,512							772			
1549138	Gulf Shores	AL		06/13/2024		53,960							75			
1250532	Visalia	CA		12/28/2023		91,494							741			
1234852	Colorado Springs	CO		12/14/2023		1,010,737							2,822			
1074639	Ocean City	MD		04/28/2023		35,680							234			
1348908	Orange Park	FL		03/06/2024		39,908							90			
1549289	Roselle	NJ		06/13/2024		80,744							132			
1498619	Chicago	IL		05/16/2024		94,901							198			
1250572	Clearwater	FL		12/28/2023		414,256							747			
1250585	Detroit	MI		12/28/2023		110,094							219			
1348960	Tulsa	OK		03/06/2024		51,390							143			
1501535	Spring	TX		05/28/2024		25,829							188			
1501542	Columbus	OH		05/28/2024		24,534							49			
1390681	Brandon	MS		03/26/2024		16,211							36			
1290906	Linden	NJ		01/25/2024		114,024							215			
1233144	Howell Township	NJ		12/13/2023		220,827							267			
1094249	Pinecrest	FL		08/28/2023		377,050							282,197			
1094218	Bakersfield	CA		08/28/2023		38,026							99			
1290279	Granger	IN		01/25/2024		85,983							163			
1414696	Springdale	AR		03/27/2024		14,226							1,299			
1414731	Malvern	AR		03/27/2024		9,797							329			
1091683	Tampa	FL		07/25/2023		19,872							48			

E02.31



STATEMENT AS OF SEPTEMBER 30, 2024 OF THE First Allmerica Financial Life Insurance Company

**SCHEDULE B - PART 3**

Showing All Mortgage Loans DISPOSED, Transferred or Repaid During the Current Quarter

1 Loan Number	2 Location		4 Loan Type	5 Date Acquired	6 Disposal Date	7 Book Value/ Recorded Investment Excluding Accrued Interest Prior Year	8 Change in Book Value/Recorded Investment					14 Book Value/ Recorded Investment Excluding Accrued Interest on Disposal	15 Consid- eration	16 Foreign Exchange Gain (Loss) on Disposal	17 Realized Gain (Loss) on Disposal	18 Total Gain (Loss) on Disposal	
	2 City	3 State					8 Unrealized Valuation Increase/ (Decrease)	9 Current Year's (Amortization) /Accretion	10 Current Year's Other- Than- Temporary Impairment Recognized	11 Capitalized Deferred Interest and Other	12 Total Change in Book Value (8+9-10+11)						13 Total Foreign Exchange Change in Book Value
1091669	Chattanooga	TN		07/25/2023		39,528											87
1413098	Bella Vista	AR		03/27/2024		3,023											285
1056079	Richmond	VA		08/26/2022		5,468											20
1056058	Chicago	IL		08/26/2022		4,272											12
1383666	Sevierville	TN		03/21/2024		45,667											96
1290818	Lakewood	OH		01/25/2024		93,850											159
1415953	Springdale	AR		03/27/2024		4,991											231
1413371	Broken Arrow	OK		03/27/2024		2,971											221
1355990	Santa Barbara	CA		03/08/2024		286,616											558
1569222	Meridian	ID		06/26/2024		47,184											79
1417102	Miami	OK		03/27/2024		33,059											755
1383567	Lima	OH		03/21/2024		33,506											57
1055940	Hammond	IN		08/26/2022		5,395											20
1055944	Philadelphia	PA		08/26/2022		3,936											13
1086248	Beaver Falls	PA		05/31/2023		190,106											421
1501450	Ellijay	GA		05/28/2024		41,493											82
1116845	Lake Elsinore	CA		10/13/2023		13,814											40
1501703	Valley Stream	NY		05/28/2024		82,270											249
1569195	Norfolk	VA		06/26/2024		47,929											77
1085958	Myrtle Beach	SC		05/25/2023		10,262											14
1329325	New Haven	CT		02/23/2024		15,403											45
1238019	Toney	AL		12/18/2023		56,255											126
1272114	Roy	UT		01/09/2024		175,499											5,364
1307625	Leadville	CO		02/08/2024		170,236											341
1224146	Land O Lakes	FL		12/07/2023		429,604											1,096
1565521	Marengo	IL		06/25/2024		68,248											80
1096641	Homeewood	AL		09/27/2023		59,733											7,152
1297460	Augusta	GA		01/30/2024		44,676											79
1413505	Fort Smith	AR		03/27/2024		11,612											1,036
1272124	Perris	CA		01/09/2024		237,528											472
1418864	San Antonio	TX		03/28/2024		22,607											49
1056339	Memphis	TN		08/26/2022		7,372											24
1297234	Dundalk	MD		01/30/2024		89,995											157
1137100	Trenton	NJ		10/30/2023		51,885											201
1135325	Lake Worth Beach	FL		10/27/2023		4,300											10
1569104	Montgomery	AL		06/26/2024		15,372											21
1418987	Tyringham	MA		03/28/2024		19,094											52
1413639	Overland Park	KS		03/27/2024		6,388											408
1413536	Hot Springs	AR		03/27/2024		3,882											296
1078906	Weeki Wachee	FL		05/09/2023		42,219											1,582
1383634	Orlando	FL		03/21/2024		28,920											71
1135288	Felton	CA		10/27/2023		37,560											55
1297655	Saint Cloud	FL		01/30/2024		173,786											252
1078931	West Chester	PA		05/09/2023		127,995											381
1096644	Plantation	FL		09/27/2023		71,002											161
1512166	Brandon	FL		05/23/2024		50,619											108
1414411	Diamond City	AR		03/27/2024		3,530											133
1414452	Greenwood	AR		03/27/2024		1,225											221
1418792	Port Richey	FL		03/28/2024		23,050											55
1250498	Margate	FL		12/28/2023		34,784											107
1414286	Siloam Springs	AR		03/27/2024		16,769											713

E02.32

STATEMENT AS OF SEPTEMBER 30, 2024 OF THE First Allmerica Financial Life Insurance Company

**SCHEDULE B - PART 3**

Showing All Mortgage Loans DISPOSED, Transferred or Repaid During the Current Quarter

1 Loan Number	2 Location		4 Loan Type	5 Date Acquired	6 Disposal Date	7 Book Value/ Recorded Investment Excluding Accrued Interest Prior Year	8 Change in Book Value/Recorded Investment					14 Book Value/ Recorded Investment Excluding Accrued Interest on Disposal	15 Consid- eration	16 Foreign Exchange Gain (Loss) on Disposal	17 Realized Gain (Loss) on Disposal	18 Total Gain (Loss) on Disposal
	2 City	3 State					8 Unrealized Valuation Increase/ (Decrease)	9 Current Year's (Amortization) /Accretion	10 Current Year's Other- Than- Temporary Impairment Recognized	11 Capitalized Deferred Interest and Other	12 Total Change in Book Value (8+9-10+11)					
1414355	Huntsville	AR		03/27/2024		8,113								379		
1491237	Maspeth	NY		05/10/2024		145,833								311		
1250140	Bell	CA		12/28/2023		125,084								228		
1056315	Sun City West	AZ		08/26/2022		11,701								34		
1080215	Tonopah	AZ		05/15/2023		29,657								70		
1297239	Cincinnati	OH		01/30/2024		49,754								96		
1292739	Hialeah	FL		01/26/2024		105,508								204		
1549081	New Haven	CT		06/13/2024		74,433								729		
1413603	Bentonville	AR		03/27/2024		14,976								956		
1209815	Camden	NJ		11/29/2023		36,558								71		
1290205	Ocean Shores	WA		01/25/2024		38,198								144		
1414681	Ottawa	KS		03/27/2024		6,289								185		
1088818	Stockton	CA		06/28/2023		58,913								139		
1339949	East Northport	NY		02/28/2024		452,764								5,231		
1126392	Miami	FL		10/20/2023		9,675								945		
1055991	Jacksonville	FL		08/26/2022		7,527								20		
1569216	Chicago	IL		06/26/2024		127,813								306		
1415082	Russellville	AR		03/27/2024		17,279								684		
1415120	Shell Knob	MO		03/27/2024		15,387								431		
1413002	Sherwood	AR		03/27/2024		3,891								357		
1416561	Gentry	AR		03/27/2024		28,288								594		
1290936	Buffalo	NY		01/25/2024		70,613								140		
1233124	Spring	TX		12/13/2023		126,367								265		
1491290	Santa Rosa	CA		05/10/2024		104,585								241		
1491118	Houston	TX		05/10/2024		29,042								57		
1491120	Salt Lake City	UT		05/10/2024		61,173								120		
1233179	Shirley	NY		12/13/2023		148,279								320		
1233212	Olive Branch	MS		12/13/2023		83,566								497		
1250421	Marlton	NJ		12/28/2023		102,008								184		
1094903	Pompano Beach	FL		09/07/2023		74,719								168		
1094889	Beaumont	CA		09/07/2023		34,454								69		
1290321	Fort Lauderdale	FL		01/25/2024		249,087								778		
1290348	Holiday	FL		01/25/2024		123,825								261		
1498597	Winter Haven	FL		05/16/2024		31,139								87		
1498592	Euclid	OH		05/16/2024		9,281								17		
1250549	Exeter	RI		12/28/2023		92,155								2,402		
1250597	Chicago	IL		12/28/2023		166,657								333		
1250212	Newark	NJ		12/28/2023		72,197								151		
1491220	Tucson	AZ		05/10/2024		34,117								82		
1094192	Gatlinburg	TN		08/28/2023		97,986								160		
1080353	Colleyville	TX		05/15/2023		78,307								210		
1569520	Chapel Hill	TN		06/26/2024		30,805								69		
1233173	Lansing	MI		12/13/2023		59,759								104		
1329291	Lee's Summit	MO		02/23/2024		35,803								79		
1333497	Rowlett	TX		02/26/2024		31,014								72		
1491316	Placentia	CA		05/10/2024		99,234								187		
1297527	Bethlehem	PA		01/30/2024		57,296								96		
1091624	Houston	TX		07/25/2023		18,162								39		
1339865	Blowing Rock	NC		02/28/2024		213,712								519		
1339891	Boulder	CO		02/28/2024		431,150								982		
1501596	Branson	MO		05/28/2024		36,438								70		

E02.33

STATEMENT AS OF SEPTEMBER 30, 2024 OF THE First Allmerica Financial Life Insurance Company

**SCHEDULE B - PART 3**

Showing All Mortgage Loans DISPOSED, Transferred or Repaid During the Current Quarter

1 Loan Number	2 Location		4 Loan Type	5 Date Acquired	6 Disposal Date	7 Book Value/ Recorded Investment Excluding Accrued Interest Prior Year	8 Change in Book Value/Recorded Investment					14 Book Value/ Recorded Investment Excluding Accrued Interest on Disposal	15 Consid- eration	16 Foreign Exchange Gain (Loss) on Disposal	17 Realized Gain (Loss) on Disposal	18 Total Gain (Loss) on Disposal
	2 City	3 State					8 Unrealized Valuation Increase/ (Decrease)	9 Current Year's (Amortization) /Accretion	10 Current Year's Other- Than- Temporary Impairment Recognized	11 Capitalized Deferred Interest and Other	12 Total Change in Book Value (8+9-10+11)					
1233187	Essington	PA		12/13/2023		93,929								179		
1061551	Wesley Chapel	FL		10/26/2022		70,927								1		
1565489	Emmitsburg	MD		06/25/2024		40,410								80		
1272102	Lockeford	CA		01/09/2024		109,665							10,714			
1095362	Liberty Hill	TX		09/18/2023		395,306								1,008		
1498524	South Haven	MI		05/16/2024		58,332								93		
1415339	Tulsa	OK		03/27/2024		18,988								451		
1491443	Bakersfield	CA		05/10/2024		58,548								117		
1087349	Aurora	CO		06/21/2023		250,466								560		
1437264	Weatherford	TX		04/10/2024		36,898								63		
1188916	Tujunga	CA		11/21/2023		134,684								280		
1080386	Phoenix	AZ		05/15/2023		55,465								185		
1333519	Labelle	FL		02/26/2024		29,333								60		
1297246	Nyack	NY		01/30/2024		209,586								453		
1339860	Saint Augustine	FL		02/28/2024		287,430								655		
1233177	Sacramento	CA		12/13/2023		186,220								1,918		
1491341	Milpitas	CA		05/10/2024		132,465								274		
1093941	Edmonds	WA		08/17/2023		184,488								403		
1348879	Paradise Valley	AZ		03/06/2024		43,864								297		
1329336	Lake Forest	CA		02/23/2024		136,955								299		
1415827	Plumerville	AR		03/27/2024		4,997								455		
1491198	Atlanta	GA		05/10/2024		128,580								273		
1437422	Yonkers	NY		04/10/2024		73,083								112		
1329334	Bella Vista	AR		02/23/2024		17,182								108		
1414057	Van Buren	AR		03/27/2024		2,925								147		
1074098	Town Of Tonawanda	NY		03/28/2023		21,677								35		
1069465	Davenport	FL		02/23/2023		12,388								40		
1418761	Littleton	CO		03/28/2024		51,690								57		
1080147	El Paso	TX		05/15/2023		15,873								36		
1337783	Chicago	IL		02/27/2024		104,866								218		
1491216	Philadelphia	PA		05/10/2024		22,685								47		
1137105	New Albany	IN		10/30/2023		49,993								132		
1088677	Sunbury	OH		06/28/2023		169,944								566		
1088943	Las Vegas	NV		06/28/2023		42,081								75		
1297387	Goose Creek	SC		01/30/2024		60,192								111		
1093320	Los Angeles	CA		08/09/2023		197,008								475		
1569374	Lake Ariel	PA		06/26/2024		82,034								115		
1415937	Rogers	AR		03/27/2024		7,023								393		
1415954	Owasso	OK		03/27/2024		28,975								1,114		
1055955	Pensacola	FL		08/26/2022		4,329								10		
1055946	Willingboro	NJ		08/26/2022		8,187								28		
1417414	Duncan	OK		03/27/2024		7,338								222		
1417508	Lonoke	AR		03/27/2024		9,577								604		
1250127	Annapolis	MD		12/28/2023		54,162								97		
1418747	Petersburg	VA		03/28/2024		14,661								33		
1315587	Memphis	TN		02/13/2024		15,187								22		
1094270	Hollywood	FL		08/28/2023		75,181								163		
1413555	Little Rock	AR		03/27/2024		4,685								475		
1414629	Hot Springs	AR		03/27/2024		5,586								207		
1056041	Charlotte	NC		08/26/2022		8,777								26		
1416014	Wagoner	OK		03/27/2024		30,078								678		

E02.34

STATEMENT AS OF SEPTEMBER 30, 2024 OF THE First Allmerica Financial Life Insurance Company

**SCHEDULE B - PART 3**

Showing All Mortgage Loans DISPOSED, Transferred or Repaid During the Current Quarter

1 Loan Number	2 Location		4 Loan Type	5 Date Acquired	6 Disposal Date	7 Book Value/ Recorded Investment Excluding Accrued Interest Prior Year	8 Change in Book Value/Recorded Investment					14 Book Value/ Recorded Investment Excluding Accrued Interest on Disposal	15 Consid- eration	16 Foreign Exchange Gain (Loss) on Disposal	17 Realized Gain (Loss) on Disposal	18 Total Gain (Loss) on Disposal	
	2 City	3 State					8 Unrealized Valuation Increase/ (Decrease)	9 Current Year's (Amortization) /Accretion	10 Current Year's Other- Than- Temporary Impairment Recognized	11 Capitalized Deferred Interest and Other	12 Total Change in Book Value (8+9-10+11)						13 Total Foreign Exchange Change in Book Value
1349021	Daytona Beach	FL		03/06/2024		103,740											372
1349088	Canton	GA		03/06/2024		93,291											110
1415323	Benton	AR		03/27/2024		7,037											770
1415370	Fort Gibson	OK		03/27/2024		5,691											134
1088895	Cooper City	FL		06/28/2023		38,359											102
1568032	San Diego	CA		06/26/2024		221,982											347
1091614	West Jefferson	OH		07/25/2023		32,090											82
1056202	Calumet City	IL		08/26/2022		4,407											16
1549125	Orlando	FL		06/13/2024		18,207											37
1549143	Lauderhill	FL		06/13/2024		62,071											116
1250229	Paterson	NJ		12/28/2023		107,318											154
1250238	Paterson	NJ		12/28/2023		63,160											90
1414511	Conway	AR		03/27/2024		7,491											287
1414599	Pea Ridge	AR		03/27/2024		9,022											310
1383828	Virginia Beach	VA		03/21/2024		14,801											34
1383833	Concord	NC		03/21/2024		21,444											47
1383631	Lancaster	OH		03/21/2024		13,747											32
1234842	Tampa	FL		12/14/2023		795,537											2,006
1437446	Saint Helena	CA		04/10/2024		140,327											301
1088797	Las Vegas	NV		06/28/2023		326,856											1,279
1088858	Phoenix	AZ		06/28/2023		68,260											155
1297574	Aldie	VA		01/30/2024		283,100											607
1297575	Atlantic Highlands	NJ		01/30/2024		178,052											253
1290349	Los Angeles	CA		01/25/2024		81,595											360
1232999	Lake Elsinore	CA		12/13/2023		86,318											228
1501621	Flint	MI		05/28/2024		32,843											76
1349003	Wayne	NJ		03/06/2024		161,979											378
1414620	Little Rock	AR		03/27/2024		4,055											120
1209757	Scottsdale	AZ		11/29/2023		71,609											1,668
1418930	Savannah	GA		03/28/2024		21,263											103
1066474	Bonaire	GA		11/22/2022		36,587											88
1224089	San Marcos	CA		12/07/2023		700,715											1,414
1080182	Pompano Beach	FL		05/15/2023		56,163											119
1243559	Murrieta	CA		12/21/2023		582,296											774
1074654	Woodbury	NY		04/28/2023		109,173											246
1056051	Highlands	NJ		08/26/2022		18,715											56
1569462	Union City	GA		06/26/2024		34,486											41
1272099	Reno	NV		01/09/2024		227,117											449
1091728	Brooklyn	NY		07/25/2023		301,889											715
1569424	Saint Cloud	FL		06/26/2024		41,017											58
1088844	Columbus	GA		06/28/2023		34,805											94
1549217	Oak Park	MI		06/13/2024		23,250											144
1356016	White Plains	NY		03/08/2024		66,765											130
1498617	Warren	MI		05/16/2024		9,389											10
1349055	Middleton	TN		03/06/2024		72,277											122
1417404	Garfield	AR		03/27/2024		31,703											1,415
1501567	Philadelphia	PA		05/28/2024		32,943											37
1205302	Spring	TX		11/28/2023		48,728											1,117
1569306	Waretown	NJ		06/26/2024		52,756											91
1224111	Tybee Island	GA		12/07/2023		505,798											1,429
1080168	Woodbridge	VA		05/15/2023		36,211											105

E02.35

STATEMENT AS OF SEPTEMBER 30, 2024 OF THE First Allmerica Financial Life Insurance Company

**SCHEDULE B - PART 3**

Showing All Mortgage Loans DISPOSED, Transferred or Repaid During the Current Quarter

1 Loan Number	2 Location		4 Loan Type	5 Date Acquired	6 Disposal Date	7 Book Value/ Recorded Investment Excluding Accrued Interest Prior Year	8 Change in Book Value/Recorded Investment					14 Book Value/ Recorded Investment Excluding Accrued Interest on Disposal	15 Consid- eration	16 Foreign Exchange Gain (Loss) on Disposal	17 Realized Gain (Loss) on Disposal	18 Total Gain (Loss) on Disposal
	2 City	3 State					8 Unrealized Valuation Increase/ (Decrease)	9 Current Year's (Amortization) /Accretion	10 Current Year's Other- Than- Temporary Impairment Recognized	11 Capitalized Deferred Interest and Other	12 Total Change in Book Value (8+9-10+11)					
1094944	Denver	CO		09/07/2023		43,912							114			
1339009	Glenview	IL		02/28/2024		441,929							1,007			
1094837	Broad Brook	CT		09/07/2023		14,795							40			
1414630	Rogers	AR		03/27/2024		16,312							599			
1135369	La Quinta	CA		10/27/2023		30,691							65			
1383768	Brandon	FL		03/21/2024		34,718							67			
1094768	Lawrence	NY		09/07/2023		90,579							182			
1418999	Honolulu	HI		03/28/2024		76,151							2,544			
1348927	Houston	TX		03/06/2024		76,871							106			
1297596	Taylor	AZ		01/30/2024		143,864							450			
1414512	Reeds Spring	MO		03/27/2024		7,985							323			
1383615	Santa Ana	CA		03/21/2024		84,560							401			
1091654	Savannah	GA		07/25/2023		118,147							308			
1414386	Chouteau	OK		03/27/2024		3,974							161			
1390678	Hartford	CT		03/26/2024		35,447							78			
1116916	Rancho Mirage	CA		10/13/2023		17,720							38			
1233126	Scranton	PA		12/13/2023		87,285							111			
1090721	Woodland Hills	CA		07/12/2023		98,947							1,811			
1569395	Ocala	FL		06/26/2024		32,801							41			
1569397	Solana Beach	CA		06/26/2024		61,515							93			
1491092	Corona	NY		05/10/2024		18,047							40			
1415533	Springdale	AR		03/27/2024		20,115							459			
1113092	Homestead	FL		10/13/2023		11,635							25			
1331687	Davenport	FL		02/26/2024		146,358							282			
1415096	Little Rock	AR		03/27/2024		9,668							252			
1437267	Lexington Park	MD		04/10/2024		20,400							36			
1290848	Elizabeth	NJ		01/25/2024		156,732							337			
1233208	Milwaukee	WI		12/13/2023		87,723							210			
1250399	Spring	TX		12/28/2023		229,919							371			
1250419	Farmingdale	NY		12/28/2023		134,709							256			
1383728	Kissimmee	FL		03/21/2024		49,353							110			
1337838	Wolverine Lake	MI		02/27/2024		15,745							32			
1333480	Bellmore	NY		02/26/2024		64,214							129			
1491386	Jericho	NY		05/10/2024		93,218							204			
1569341	Florissant	MO		06/26/2024		15,259							21			
1437216	Amherst	NY		04/10/2024		30,263							69			
1491252	Austin	TX		05/10/2024		19,890							10,554			
1091566	Passaic	NJ		07/25/2023		42,880							100			
1569549	Trenton	NJ		06/26/2024		29,904							56			
1234845	Gun Barrel City	TX		12/14/2023		553,783							1,331			
1094960	Burbank	IL		09/08/2023		38,881							79			
1329332	Winter Garden	FL		02/23/2024		84,615							129			
1297414	Ocala	FL		01/30/2024		54,472							100			
1093222	Egg Harbor City	NJ		08/09/2023		63,681							166			
1088819	Osprey	FL		06/28/2023		128,767							303			
1088890	Riverview	FL		06/28/2023		26,693							81			
1329323	Clendenin	WV		02/23/2024		11,923							20			
1331657	Pompano Beach	FL		02/26/2024		36,974							75			
1383725	North Port	FL		03/21/2024		24,686							45			
1290330	Scottsdale	AZ		01/25/2024		214,324							511			
1116851	Farmers Branch	TX		10/13/2023		19,356							202			

STATEMENT AS OF SEPTEMBER 30, 2024 OF THE First Allmerica Financial Life Insurance Company

**SCHEDULE B - PART 3**

Showing All Mortgage Loans DISPOSED, Transferred or Repaid During the Current Quarter

1 Loan Number	2 Location		4 Loan Type	5 Date Acquired	6 Disposal Date	7 Book Value/ Recorded Investment Excluding Accrued Interest Prior Year	8 Change in Book Value/Recorded Investment					14 Book Value/ Recorded Investment Excluding Accrued Interest on Disposal	15 Consid- eration	16 Foreign Exchange Gain (Loss) on Disposal	17 Realized Gain (Loss) on Disposal	18 Total Gain (Loss) on Disposal
	2 City	3 State					8 Unrealized Valuation Increase/ (Decrease)	9 Current Year's (Amortization) /Accretion	10 Current Year's Other- Than- Temporary Impairment Recognized	11 Capitalized Deferred Interest and Other	12 Total Change in Book Value (8+9-10+11)					
1337776	Sylmar	CA		02/27/2024		113,844							249			
1415825	Rogers	AR		03/27/2024		28,846							488			
1555788	Sugar Land	TX		06/18/2024		64,048							176			
1417360	Centerton	AR		03/27/2024		21,336							386			
1355913	Austin	TX		03/08/2024		62,093							139			
1491182	Richmond	CA		05/10/2024		88,061							165			
1290418	Clermont	FL		01/25/2024		116,510							261			
1290419	Granada Hills	CA		01/25/2024		452,511							756			
1413306	Fayetteville	AR		03/27/2024		2,226							169			
1339912	Copper Canyon	TX		02/28/2024		520,269							1,137			
1093397	Eastvale	CA		08/09/2023		156,624							409			
1390647	Surf City	NC		03/26/2024		101,984							223			
1091576	Mahomet	IL		07/25/2023		32,166							1,517			
1416576	Siloam Springs	AR		03/27/2024		16,990							378			
1076614	Goldsboro	NC		04/21/2023		51,530							129			
1061552	Greer	SC		10/26/2022		60,639							173			
1055958	Cleveland	OH		08/26/2022		6,525							16			
1338098	Tampa	FL		02/27/2024		24,837							54			
1096616	Mesquite	TX		09/27/2023		34,887							86			
1250143	Pittsburg	CA		12/28/2023		168,116							297			
1565608	Summerville	SC		06/25/2024		57,971							76			
1272080	Los Angeles	CA		01/09/2024		1,049,282							2,248			
1272047	Houston	TX		01/09/2024		107,276							191			
1272111	Brooksville	FL		01/09/2024		131,413							279			
1307513	Saint Petersburg	FL		02/08/2024		138,409							286			
1501717	El Cajon	CA		05/28/2024		221,875							503			
1349099	Downey	CA		03/06/2024		298,921							901			
1390794	Mount Vernon	NY		03/26/2024		45,947							82			
1390800	Ware	MA		03/26/2024		37,228							54			
1076126	Kemp	TX		04/27/2023		37,254							79			
1416373	Hot Springs	AR		03/27/2024		10,699							230			
1416285	Springdale	AR		03/27/2024		22,686							543			
1569100	Monroe	NY		06/26/2024		319,325							697			
1569132	Columbus	GA		06/26/2024		32,771							50			
1066497	Powell	WY		11/22/2022		37,209							101			
1067204	Brandon	FL		12/22/2022		30,429							39			
1068584	Denair	CA		01/26/2023		23,215							26			
1329322	Kenner	LA		02/23/2024		12,223							16			
1068622	Walnut	CA		01/26/2023		93,480							152			
1417126	Roland	AR		03/27/2024		64,208							1,557			
1417139	Pottsville	AR		03/27/2024		7,610							208			
1417157	Harrah	OK		03/27/2024		9,171							541			
1383834	Mobile	AL		03/21/2024		17,368							46			
1383842	Stone Mountain	GA		03/21/2024		16,855							35			
1224165	Mission Viejo	CA		12/07/2023		464,896							1,322			
1437313	West Chester	PA		04/10/2024		19,546							34			
1093336	Chicago	IL		08/09/2023		72,479							102			
1078935	High Point	NC		05/09/2023		42,377							1,127			
1491249	Myrtle Beach	SC		05/10/2024		22,931							48			
1437395	Coldspring	TX		04/10/2024		28,330							44			
1414004	Eufaula	OK		03/27/2024		16,568							821			

E02.37

STATEMENT AS OF SEPTEMBER 30, 2024 OF THE First Allmerica Financial Life Insurance Company

**SCHEDULE B - PART 3**

Showing All Mortgage Loans DISPOSED, Transferred or Repaid During the Current Quarter

1 Loan Number	2 Location		4 Loan Type	5 Date Acquired	6 Disposal Date	7 Book Value/ Recorded Investment Excluding Accrued Interest Prior Year	8 Change in Book Value/Recorded Investment					14 Book Value/ Recorded Investment Excluding Accrued Interest on Disposal	15 Consid- eration	16 Foreign Exchange Gain (Loss) on Disposal	17 Realized Gain (Loss) on Disposal	18 Total Gain (Loss) on Disposal
	2 City	3 State					8 Unrealized Valuation Increase/ (Decrease)	9 Current Year's (Amortization) /Accretion	10 Current Year's Other- Than- Temporary Impairment Recognized	11 Capitalized Deferred Interest and Other	12 Total Change in Book Value (8+9-10+11)					
1414093	Greenwood	MO		03/27/2024		6,241							1,424			
1418890	Tacoma	WA		03/28/2024		52,431							117			
1356030	Joliet	IL		03/08/2024		34,913							7,032			
1567966	Parkland	FL		06/26/2024		179,574							442			
1567983	Sugar Land	TX		06/26/2024		191,792							327			
1224074	Castro Valley	CA		12/07/2023		587,469							1,572			
1113247	Jacksonville	FL		10/13/2023		3,109							6			
1113248	Schenectady	NY		10/13/2023		3,397							6			
1116852	Reedville	VA		10/13/2023		10,937							26			
1080150	Candler	NC		05/15/2023		38,912							1,180			
1205274	Meridian	TX		11/28/2023		106,364							209			
1205287	Spring	TX		11/28/2023		71,085							148			
1088618	Orange Beach	AL		06/28/2023		54,116							129			
1088692	Queen Creek	AZ		06/28/2023		253,082							600			
1337940	Dekalb	IL		02/27/2024		11,753							25			
1329204	Memphis	TN		02/23/2024		12,615							24			
1086599	San Antonio	TX		06/08/2023		28,557							76			
1209750	San Antonio	TX		11/29/2023		31,080							72			
1549173	Milwaukee	WI		06/13/2024		52,173							83			
1250364	Encino	CA		12/28/2023		182,849							386			
1250407	Grand Junction	CO		12/28/2023		72,979							152			
1491071	Brooklyn	NY		05/10/2024		245,204							465			
1233035	Coral Gables	FL		12/13/2023		466,560							8,060			
1491102	New Hartford	NY		05/10/2024		50,594							111			
1066494	Baltimore	MD		11/22/2022		36,455							93			
1292866	Statesville	NC		01/26/2024		200,202							256			
1094894	Los Angeles	CA		09/07/2023		150,921							356			
1491218	Big Spring	TX		05/10/2024		49,292							88			
1491224	South Ozone Park	NY		05/10/2024		124,583							257			
1339962	Harrisburg	PA		02/28/2024		11,102							16			
1250220	New Haven	CT		12/28/2023		90,485							166			
1080384	Parker	CO		05/15/2023		72,058							680			
1080336	Sandy Springs	GA		05/15/2023		63,560							214			
1565488	Saint Augustine	FL		06/25/2024		73,606							105			
1565501	Hollywood	FL		06/25/2024		122,035							144			
1565511	Weston	FL		06/25/2024		278,862							134			
1290907	Gastonia	NC		01/25/2024		59,624							129			
1068685	Fernandina Beach	FL		04/18/2023		55,021							308			
1090834	Miami	FL		07/12/2023		33,903							683			
1498650	Lauderhill	FL		05/16/2024		77,972							54			
1290910	Dothan	AL		01/25/2024		18,833							29			
1061545	Mesa	AZ		10/26/2022		52,082							157			
1241748	Eden	UT		12/21/2023		85,965							165			
1209798	Ridgefield	NJ		11/29/2023		160,225							364			
1331699	Newberg	OR		02/26/2024		116,310							253			
1224144	Greensboro	GA		12/07/2023		953,212							3,230			
1116876	Clearwater	FL		10/13/2023		10,319							21			
1498679	Hialeah	FL		05/16/2024		20,300							121			
1290908	Orlando	FL		01/25/2024		84,263							161			
1090842	Bradenton	FL		07/12/2023		45,575							121			
1091382	Gloucester City	NJ		07/24/2023		128,884							335			

STATEMENT AS OF SEPTEMBER 30, 2024 OF THE First Allmerica Financial Life Insurance Company

**SCHEDULE B - PART 3**

Showing All Mortgage Loans DISPOSED, Transferred or Repaid During the Current Quarter

1 Loan Number	2 Location		4 Loan Type	5 Date Acquired	6 Disposal Date	7 Book Value/ Recorded Investment Excluding Accrued Interest Prior Year	8 Change in Book Value/Recorded Investment					14 Book Value/ Recorded Investment Excluding Accrued Interest on Disposal	15 Consid- eration	16 Foreign Exchange Gain (Loss) on Disposal	17 Realized Gain (Loss) on Disposal	18 Total Gain (Loss) on Disposal
	2 City	3 State					8 Unrealized Valuation Increase/ (Decrease)	9 Current Year's (Amortization) /Accretion	10 Current Year's Other- Than- Temporary Impairment Recognized	11 Capitalized Deferred Interest and Other	12 Total Change in Book Value (8+9-10+11)					
1233164	Philadelphia	PA		12/13/2023		115,582								274		
1567977	Tampa	FL		06/26/2024		470,420								1,271		
1224052	Cape Coral	FL		12/07/2023		469,595								1,236		
1348835	Saint Augustine	FL		03/06/2024		103,995								779		
1348837	Newport Beach	CA		03/06/2024		211,515								511		
1549124	Wilmington	DE		06/13/2024		30,107								50		
1232918	Dallas	TX		12/13/2023		210,030								388		
1093335	Brooklyn	NY		08/09/2023		245,327								596		
1501405	Austin	TX		05/28/2024		55,454								117		
1076187	Saint Petersburg	FL		04/27/2023		41,753								293		
1224041	Sugar Land	TX		12/07/2023		758,543								2,193		
1224039	Steamboat Springs	CO		12/07/2023		585,282								2,131		
1085936	Ormond Beach	FL		05/25/2023		76,125								181		
1355841	Sevierville	TN		03/08/2024		92,151								208		
1209990	Carolina Beach	NC		11/29/2023		80,148								193		
1076141	Pickerington	OH		04/27/2023		50,222								197		
1390739	Atlantic Beach	NC		03/26/2024		35,183								177		
1390751	Missouri City	TX		03/26/2024		28,817								125		
1416340	Siloam Spgs	AR		03/27/2024		18,694								408		
1416840	Sand Springs	OK		03/27/2024		7,577								159		
1356024	Oldsmar	FL		03/08/2024		117,096								285		
1329331	Orem	UT		02/23/2024		65,309								119		
1565576	Oswego	IL		06/25/2024		105,204								142		
1565593	El Paso	TX		06/25/2024		21,445								19		
1501685	Pocono Lake	PA		05/28/2024		32,838								46		
1088892	Hemet	CA		06/28/2023		32,924								86		
1348911	Houston	TX		03/06/2024		63,851								272		
1339932	Mt Charleston	NV		02/28/2024		275,687								648		
1339926	La Mesa	CA		02/28/2024		308,978								704		
1297503	Tallahassee	FL		01/30/2024		43,707								73		
1569083	Montgomery	AL		06/26/2024		11,874								12		
1569097	Milpitas	CA		06/26/2024		169,200								212		
1491116	Sherman	TX		05/10/2024		24,910								52		
1210026	Bend	OR		11/29/2023		83,677								193		
1224014	Charlottesville	VA		12/07/2023		460,174								1,253		
1348897	Freeport	FL		03/06/2024		88,095								189		
1415596	Oklahoma City	OK		03/27/2024		13,499								336		
1416890	Tulsa	OK		03/27/2024		12,811								311		
1339868	Hayward	CA		02/28/2024		431,168								983		
1390710	North Kingstown	RI		03/26/2024		51,420								11		
1414995	Bentonville	AR		03/27/2024		15,585								446		
1415057	Rogers	AR		03/27/2024		13,027								386		
1390748	Fountain Valley	CA		03/26/2024		105,218								232		
1055987	Visalia	CA		08/26/2022		7,282								21		
1076077	Mechanicsville	VA		04/27/2023		31,679								69		
1290343	Glendale	CA		01/25/2024		1,072,366								2,263		
1094939	Ocala	FL		09/07/2023		16,799								180		
1093339	Indianapolis	IN		08/09/2023		55,085								123		
1135387	Chambersburg	PA		10/27/2023		4,082								8		
1549115	Gulf Shores	AL		06/13/2024		65,327								115		
1549119	Cleveland	OH		06/13/2024		23,141								39		



STATEMENT AS OF SEPTEMBER 30, 2024 OF THE First Allmerica Financial Life Insurance Company

**SCHEDULE B - PART 3**

Showing All Mortgage Loans DISPOSED, Transferred or Repaid During the Current Quarter

1 Loan Number	2 Location		4 Loan Type	5 Date Acquired	6 Disposal Date	7 Book Value/ Recorded Investment Excluding Accrued Interest Prior Year	8 Change in Book Value/Recorded Investment					14 Book Value/ Recorded Investment Excluding Accrued Interest on Disposal	15 Consid- eration	16 Foreign Exchange Gain (Loss) on Disposal	17 Realized Gain (Loss) on Disposal	18 Total Gain (Loss) on Disposal
	2 City	3 State					8 Unrealized Valuation Increase/ (Decrease)	9 Current Year's (Amortization) /Accretion	10 Current Year's Other- Than- Temporary Impairment Recognized	11 Capitalized Deferred Interest and Other	12 Total Change in Book Value (8+9-10+11)					
1233196	Las Vegas	NV		12/13/2023		98,711								234		
1233150	Sycamore	OH		12/13/2023		106,270								186		
1549228	Memphis	TN		06/13/2024		18,623								22		
1091385	Houston	TX		07/24/2023		78,659								212		
1250392	Valley Stream	NY		12/28/2023		146,854								296		
1297469	Banner Elk	NC		01/30/2024		145,503								261		
1549247	Cincinnati	OH		06/13/2024		33,107								36		
1414537	Springdale	AR		03/27/2024		3,093								558		
1337800	Oliver Springs	TN		02/27/2024		17,496								41		
1355863	Houston	TX		03/08/2024		26,140								58		
1415546	Tulsa	OK		03/27/2024		68,990								1,576		
1415738	Springdale	AR		03/27/2024		11,215								347		
1415670	Rogers	AR		03/27/2024		6,913								159		
1126346	Franklin Lakes	NJ		10/20/2023		63,555								131		
1383692	Indianapolis	IN		03/21/2024		25,264								43		
1337839	Akron	CO		02/27/2024		13,774								26		
1549088	Oceanside	CA		06/13/2024		135,417								260		
1094887	Los Angeles	CA		09/07/2023		39,415								102		
1549213	Syracuse	NY		06/13/2024		12,407								24		
1297473	South Bend	IN		01/30/2024		56,625								105		
1224100	San Francisco	CA		12/07/2023		749,893								1,923		
1337738	Bend	OR		02/27/2024		61,163								144		
1501659	Lombard	IL		05/28/2024		35,470								48		
1417488	Austin	AR		03/27/2024		13,616								276		
1383840	Greensboro	NC		03/21/2024		24,520								434		
1390621	Middletown	OH		03/26/2024		15,219								24		
1067203	Modesto	CA		12/22/2022		79,300								143		
1491181	Rosemead	CA		05/10/2024		69,158								157		
1337842	Los Angeles	CA		02/27/2024		64,453								137		
1437320	Irvine	CA		04/10/2024		51,807								100		
1074427	Austin	TX		03/29/2023		23,590								39		
1414690	Neosho	MO		03/27/2024		3,207								113		
1415205	Moore	OK		03/27/2024		2,329								573		
1419000	Philomath	OR		03/28/2024		52,359								117		
1078902	Buckeye	AZ		05/09/2023		185,922								726		
1565368	Hollywood	FL		06/25/2024		86,223								127		
1088845	Erie	PA		06/28/2023		34,775								80		
1297269	Dayton	OH		01/30/2024		46,809								75		
1095352	Port Chester	NY		09/18/2023		210,832								496		
1491199	Orlando	FL		05/10/2024		62,965								138		
1331698	Daly City	CA		02/26/2024		111,104								237		
1491434	West Palm Beach	FL		05/10/2024		80,792								194		
1565484	Duck	NC		06/25/2024		228,230								334		
1348922	Napa	CA		03/06/2024		229,843								548		
1415559	Mountain Home	AR		03/27/2024		23,934								548		
1414022	Berryville	AR		03/27/2024		6,268								283		
1416274	Bentonville	AR		03/27/2024		6,919								182		
1086013	Pasadena	CA		05/25/2023		45,607								110		
1056055	Lansdale	PA		08/26/2022		6,490								24		
1056072	Dundalk	MD		08/26/2022		6,988								23		
1056109	Phoenix	AZ		08/26/2022		10,125								182		

E02.40

STATEMENT AS OF SEPTEMBER 30, 2024 OF THE First Allmerica Financial Life Insurance Company

**SCHEDULE B - PART 3**

Showing All Mortgage Loans DISPOSED, Transferred or Repaid During the Current Quarter

1 Loan Number	2 Location		4 Loan Type	5 Date Acquired	6 Disposal Date	7 Book Value/ Recorded Investment Excluding Accrued Interest Prior Year	8 Change in Book Value/Recorded Investment					14 Book Value/ Recorded Investment Excluding Accrued Interest on Disposal	15 Consid- eration	16 Foreign Exchange Gain (Loss) on Disposal	17 Realized Gain (Loss) on Disposal	18 Total Gain (Loss) on Disposal
	2 City	3 State					8 Unrealized Valuation Increase/ (Decrease)	9 Current Year's (Amortization) /Accretion	10 Current Year's Other- Than- Temporary Impairment Recognized	11 Capitalized Deferred Interest and Other	12 Total Change in Book Value (8+9-10+11)					
1077431	Las Vegas	NV		05/03/2023		115,774								296		
1416280	Springfield	MO		03/27/2024		9,588								228		
1090837	Newark	DE		07/12/2023		38,531								86		
1080329	Lone Tree	CO		05/15/2023		46,778								153		
1565439	Houston	TX		06/25/2024		122,738								166		
1234871	Yorba Linda	CA		12/14/2023		953,706								2,583		
1093382	Orange	CA		08/09/2023		244,701								562		
1355888	Portland	OR		03/08/2024		128,428								227		
1085872	Glenville	NC		05/25/2023		17,984								33		
1491445	Riverside	CA		05/10/2024		82,878								989		
1549149	Towson	MD		06/13/2024		24,363								45		
1078871	South Barrington	IL		05/09/2023		281,388								35,724		
1086626	Discovery Bay	CA		06/08/2023		68,054								3,600		
1093351	Ormond Beach	FL		08/09/2023		69,803								1,003		
1094235	Upland	CA		08/28/2023		155,348								352		
1080340	Bellevue	WA		05/15/2023		81,531								169		
1569092	Bloomington	GA		06/26/2024		45,057								476		
1569109	Akron	OH		06/26/2024		21,162								10		
1437161	Durham	NC		04/10/2024		21,688								50		
1297682	Houston	TX		01/30/2024		69,576								120		
1383780	Lexington	SC		03/21/2024		50,628								159		
1383819	Evansville	IN		03/21/2024		15,248								35		
1055876	Providence	RI		08/26/2022		15,378								53		
1356018	Wayne	NJ		03/08/2024		34,510								764		
1390764	San Diego	CA		03/26/2024		265,666								980		
1205268	Brian Head	UT		11/28/2023		45,788								146		
1565446	Brighton	TN		06/25/2024		50,972								38		
1565513	Clyde	TX		06/25/2024		20,494								42		
1338018	Dundalk	MD		02/27/2024		17,539								32		
1355864	Houston	TX		03/08/2024		26,140								58		
1491054	Port Hueneme	CA		05/10/2024		84,128								172		
1390735	Hudson	FL		03/26/2024		66,431								157		
1297638	North Miami	FL		01/30/2024		47,035								286		
1498432	Monroe	GA		05/16/2024		12,250								74		
1055917	Greenwood	IN		08/26/2022		6,884								23		
1418775	Newport	KY		03/28/2024		13,467								31		
1085879	Bartlett	TN		05/25/2023		25,731								155		
1501599	Nashville	TN		05/28/2024		28,764								68		
1088794	Charleston	SC		06/28/2023		274,705								646		
1090764	Delray Beach	FL		07/12/2023		154,072								401		
1092535	Glassboro	NJ		08/04/2023		118,435								259		
1096643	Wellington	FL		09/27/2023		183,274								406		
1106263	Swedesboro	NJ		10/06/2023		67,703								151		
1339900	Pine	AZ		02/28/2024		205,175								475		
1085874	Portland	OR		05/25/2023		41,523								102		
1339946	Scarsdale	NY		02/28/2024		459,779								1,040		
1569145	Thomasville	GA		06/26/2024		24,001								34		
1061533	Scottsdale	AZ		10/26/2022		242,689								128		
1418790	Houston	TX		03/28/2024		19,752								40		
1091388	Gettysburg	PA		07/24/2023		148,354								368		
1549059	Rochester	NY		06/13/2024		20,949								39		

E02.41

STATEMENT AS OF SEPTEMBER 30, 2024 OF THE First Allmerica Financial Life Insurance Company

**SCHEDULE B - PART 3**

Showing All Mortgage Loans DISPOSED, Transferred or Repaid During the Current Quarter

1 Loan Number	2 Location		4 Loan Type	5 Date Acquired	6 Disposal Date	7 Book Value/ Recorded Investment Excluding Accrued Interest Prior Year	8 Change in Book Value/Recorded Investment					14 Book Value/ Recorded Investment Excluding Accrued Interest on Disposal	15 Consid- eration	16 Foreign Exchange Gain (Loss) on Disposal	17 Realized Gain (Loss) on Disposal	18 Total Gain (Loss) on Disposal
	2 City	3 State					8 Unrealized Valuation Increase/ (Decrease)	9 Current Year's (Amortization) /Accretion	10 Current Year's Other- Than- Temporary Impairment Recognized	11 Capitalized Deferred Interest and Other	12 Total Change in Book Value (8+9-10+11)					
1061544	Galveston	TX		10/26/2022		66,853								189		
1250135	San Bernardino	CA		12/28/2023		104,752								202		
1290809	Manchester	MI		01/25/2024		77,731								159		
1297650	Blue Bell	PA		01/30/2024		148,311								249		
1501558	Virginia Beach	VA		05/28/2024		33,847								83		
1290884	Monticello	NY		01/25/2024		60,813								115		
1418748	Aurora	IL		03/28/2024		27,682								66		
1074113	Riverside	CA		03/28/2023		67,664								151		
1569339	Macon	GA		06/26/2024		13,613								58		
1080217	San Diego	CA		05/15/2023		36,903								138		
1491132	Conyers	GA		05/10/2024		22,168								49		
1418894	Nashville	TN		03/28/2024		52,547								125		
1076184	Chapel Hill	NC		04/27/2023		50,828								117		
1233142	Sarasota	FL		12/13/2023		352,068								882		
1233155	Evergreen	CO		12/13/2023		207,401								378		
1498655	Kansas City	MO		05/16/2024		12,466								23		
1080438	Las Vegas	NV		05/15/2023		46,053								137		
1094804	Greenville	SC		09/07/2023		16,137								38		
1209880	Houston	TX		11/29/2023		60,866								146		
1297308	Kansas City	KS		01/30/2024		40,980								74		
1056334	Metairie	LA		08/26/2022		4,917								418		
1076154	Gilroy	CA		04/27/2023		82,719								52		
1068623	Houston	TX		01/26/2023		9,307								61		
1056008	Ocala	FL		08/26/2022		8,737								35		
1086602	New Caney	TX		06/08/2023		55,936								149		
1491385	Flushing	NY		05/10/2024		30,175								67		
1565591	Walla Walla	WA		06/25/2024		206,951								256		
1501504	Morristown	TN		05/28/2024		24,965								45		
1418862	Fallsburg	NY		03/28/2024		34,822								77		
1055914	Reisterstown	MD		08/26/2022		4,090								12		
1355866	Houston	TX		03/08/2024		26,140								58		
1491222	Scottsdale	AZ		05/10/2024		33,019								73		
1055895	Harvey	IL		08/26/2022		11,813								37		
1491194	New Orleans	LA		05/10/2024		31,038								48		
1068689	San Antonio	TX		04/18/2023		8,929								45		
1416871	Oklahoma City	OK		03/27/2024		18,748								584		
1416905	Bella Vista	AR		03/27/2024		17,598								455		
1074153	Powder Springs	GA		03/28/2023		71,514								134		
1090117	Harrisburg	PA		07/10/2023		140,269								379		
1078909	Big Bear City	CA		05/09/2023		102,583								290		
1056201	Columbus	OH		08/26/2022		6,986								24		
1418718	Baltimore	MD		03/28/2024		19,789								41		
1498517	Hamden	CT		05/16/2024		33,598								64		
1113084	Dandridge	TN		10/13/2023		13,743								60		
1224105	Tampa	FL		12/07/2023		495,329								1,376		
1290350	Orem	UT		01/25/2024		255,283								740		
1094832	Washington	DC		09/07/2023		10,535								27		
1056255	Miamisburg	OH		08/26/2022		4,617								19		
1418997	Seattle	WA		03/28/2024		34,603								82		
1250175	Pensacola Beach	FL		12/28/2023		410,132								1,165		
1095331	Galveston	TX		09/18/2023		188,403								356		

E02.42

STATEMENT AS OF SEPTEMBER 30, 2024 OF THE First Allmerica Financial Life Insurance Company

**SCHEDULE B - PART 3**

Showing All Mortgage Loans DISPOSED, Transferred or Repaid During the Current Quarter

1 Loan Number	2 Location		4 Loan Type	5 Date Acquired	6 Disposal Date	7 Book Value/ Recorded Investment Excluding Accrued Interest Prior Year	8 Change in Book Value/Recorded Investment					14 Book Value/ Recorded Investment Excluding Accrued Interest on Disposal	15 Consid- eration	16 Foreign Exchange Gain (Loss) on Disposal	17 Realized Gain (Loss) on Disposal	18 Total Gain (Loss) on Disposal
	2 City	3 State					8 Unrealized Valuation Increase/ (Decrease)	9 Current Year's (Amortization) /Accretion	10 Current Year's Other- Than- Temporary Impairment Recognized	11 Capitalized Deferred Interest and Other	12 Total Change in Book Value (8+9-10+11)					
1417015	Amity	AR		03/27/2024		9,625							195			
1250569	Acton	CA		12/28/2023		139,685							166			
1094855	Palmdale	CA		09/07/2023		21,566							26			
1224158	Chicago	IL		12/07/2023		448,867							2,057			
1383712	Raleigh	NC		03/21/2024		16,540							31			
1066485	Palm Harbor	FL		11/22/2022		174,948							422			
1413897	Bronaugh	MO		03/27/2024		5,846							5,907			
1093356	Winetka	CA		08/09/2023		174,381							872			
1069463	New Rochelle	NY		02/23/2023		18,325							37			
1090112	Fayetteville	NC		07/10/2023		98,183							293			
1113105	Arnold	MD		10/13/2023		12,074							30			
1094801	Lakeland	FL		09/07/2023		14,462							63			
1232973	Boynton Beach	FL		12/13/2023		304,994							1,633			
1565632	Scottsdale	AZ		06/25/2024		185,575							268			
1565525	Rock Hill	SC		06/25/2024		46,032							42			
1565529	Debary	FL		06/25/2024		31,179							141			
1383706	New Smyrna Beach	FL		03/21/2024		34,533							62			
1080335	Arlington	VA		05/15/2023		87,672							214			
1080224	Reno	NV		05/15/2023		29,316							75			
1224005	Moscow	ID		12/07/2023		429,954							1,398			
1498559	Great Neck	NY		05/16/2024		158,064							324			
1512051	Pearl	MS		05/23/2024		22,919							49			
1094844	Pocatello	ID		09/07/2023		19,806							50			
1243518	Elgin	IL		12/21/2023		122,549							125			
1501645	Prattville	AL		05/28/2024		30,934							73			
1416570	Afton	OK		03/27/2024		23,906							598			
1512127	Newark	NJ		05/23/2024		108,131							213			
1135342	Middletown	OH		10/27/2023		3,228							6			
1118920	Paterson	NJ		10/17/2023		112,793							271			
1498527	Port Saint Lucie	FL		05/16/2024		51,060							114			
1232997	Cape Coral	FL		12/13/2023		420,355							1,127			
1210007	Crawford	CO		11/29/2023		73,094							233			
1565638	Kansas City	MO		06/25/2024		79,067							93			
1417590	Rogers	AR		03/27/2024		15,366							427			
1417544	Rogers	AR		03/27/2024		6,112							551			
1400706	Sandy Springs	GA		03/26/2024		11,862							29			
1233082	Far Rockaway	NY		12/13/2023		399,739							832			
1290326	Nipomo	CA		01/25/2024		235,756							562			
1498661	West Bloomfield	MI		05/16/2024		30,449							58			
1076664	Redford	MI		04/21/2023		34,815							73			
1569469	Sevierville	TN		06/26/2024		385,835							539			
1400700	Palm Harbor	FL		03/26/2024		47,916							132			
1400693	Holly Springs	NC		03/26/2024		15,163							28			
1417649	Lees Summit	MO		03/27/2024		50,832							1,059			
1339953	Salt Lake City	UT		02/28/2024		366,792							810			
1080362	Scottsdale	AZ		05/15/2023		118,248							362			
1250180	Stuart	FL		12/28/2023		62,104							136			
1415399	Choctaw	OK		03/27/2024		8,028							524			
1418759	Middletown	CT		03/28/2024		28,832							49			
1078863	Scituate	MA		05/09/2023		144,199							1,703			
1418869	Philadelphia	PA		03/28/2024		14,582							37			

E02.43

STATEMENT AS OF SEPTEMBER 30, 2024 OF THE First Allmerica Financial Life Insurance Company

**SCHEDULE B - PART 3**

Showing All Mortgage Loans DISPOSED, Transferred or Repaid During the Current Quarter

1 Loan Number	2 Location		4 Loan Type	5 Date Acquired	6 Disposal Date	7 Book Value/ Recorded Investment Excluding Accrued Interest Prior Year	8 Change in Book Value/Recorded Investment					14 Book Value/ Recorded Investment Excluding Accrued Interest on Disposal	15 Consid- eration	16 Foreign Exchange Gain (Loss) on Disposal	17 Realized Gain (Loss) on Disposal	18 Total Gain (Loss) on Disposal	
	2 City	3 State					8 Unrealized Valuation Increase/ (Decrease)	9 Current Year's (Amortization) /Accretion	10 Current Year's Other- Than- Temporary Impairment Recognized	11 Capitalized Deferred Interest and Other	12 Total Change in Book Value (8+9-10+11)						13 Total Foreign Exchange Change in Book Value
1501444	Hephzibah	GA		05/28/2024		22,738											54
1501581	Phoenix	AZ		05/28/2024		78,307											163
1297357	Dallas	TX		01/30/2024		104,343											249
1076140	Severance	CO		04/27/2023		49,472											111
1093300	Cleveland	OH		08/09/2023		23,920											46
1498433	Marco Island	FL		05/16/2024		94,901											197
1199527	Commerce Township	MI		11/21/2023		70,089											683
1094057	Amherst	NY		08/28/2023		54,160											129
1333465	Baltimore	MD		02/26/2024		26,552											37
1437244	Brooklyn	NY		04/10/2024		164,066											359
1069508	Richland Center	WI		02/24/2023		18,565											74
1093346	York	PA		08/09/2023		23,715											42
1076120	Hoover	AL		04/27/2023		32,066											52
1086009	Milo	ME		05/25/2023		9,255											16
1113148	Spring Valley	CA		10/13/2023		16,514											42
1339828	Dennis	MA		02/28/2024		140,161											300
1209825	Central Islip	NY		11/29/2023		130,155											268
1491275	Myrtle Beach	SC		05/10/2024		55,943											129
1088634	Cameron Park	CA		06/28/2023		289,021											685
1569139	Pittsburgh	PA		06/26/2024		29,175											28
1349044	Murrieta	CA		03/06/2024		123,952											295
1234889	Renton	WA		12/14/2023		941,270											5,293
1501434	Weatherford	TX		05/28/2024		23,414											74
1250222	Westlake	OH		12/28/2023		39,790											74
1329281	Spring Hill	FL		02/23/2024		72,010											148
1569201	Phoenix	AZ		06/26/2024		101,925											306
1297622	Manasquan	NJ		01/30/2024		106,688											252
1297379	Richmond	VA		01/30/2024		51,727											101
1093985	West New York	NJ		08/17/2023		169,897											399
1080157	Miami	FL		05/15/2023		32,503											88
1093934	Boca Raton	FL		08/17/2023		95,564											142
1096632	Live Oak	TX		09/27/2023		14,364											33
1085892	Parkland	FL		05/25/2023		92,667											190
1297437	Petersburg	VA		01/30/2024		40,703											77
1234849	Greenwich	CT		12/14/2023		909,547											2,032
1329260	Redington Beach	FL		02/23/2024		72,349											147
1250382	Marietta	GA		12/28/2023		117,219											720
1415386	Fort Smith	AR		03/27/2024		26,132											822
1339842	New Orleans	LA		02/28/2024		226,336											456
1209995	Burbank	CA		11/29/2023		167,964											443
1272115	Hawthorn Woods	IL		01/09/2024		242,212											506
1418982	Lehigh Acres	FL		03/28/2024		27,925											63
1501514	Montgomery	AL		05/28/2024		26,372											54
1056329	Lubbock	TX		08/26/2022		6,531											18
1418794	Hopewell	VA		03/28/2024		18,136											41
1250614	Brooklyn	NY		12/28/2023		134,905											284
1087344	Sacramento	CA		06/21/2023		150,277											370
1417226	Prairie Grove	AR		03/27/2024		23,238											498
1549087	Dundalk	MD		06/13/2024		51,169											480
1292912	Scottsdale	AZ		01/26/2024		199,135											414
1383647	Millville	NJ		03/21/2024		23,917											44

E02.44

STATEMENT AS OF SEPTEMBER 30, 2024 OF THE First Allmerica Financial Life Insurance Company

**SCHEDULE B - PART 3**

Showing All Mortgage Loans DISPOSED, Transferred or Repaid During the Current Quarter

1 Loan Number	2 Location		4 Loan Type	5 Date Acquired	6 Disposal Date	7 Book Value/ Recorded Investment Excluding Accrued Interest Prior Year	Change in Book Value/Recorded Investment					14 Book Value/ Recorded Investment Excluding Accrued Interest on Disposal	15 Consid- eration	16 Foreign Exchange Gain (Loss) on Disposal	17 Realized Gain (Loss) on Disposal	18 Total Gain (Loss) on Disposal	
	2 City	3 State					8 Unrealized Valuation Increase/ (Decrease)	9 Current Year's (Amortization) /Accretion	10 Current Year's Other- Than- Temporary Impairment Recognized	11 Capitalized Deferred Interest and Other	12 Total Change in Book Value (8+9-10+11)						13 Total Foreign Exchange Change in Book Value
1093362	Vineland	NJ		08/09/2023		49,522											.87
1416646	Gentry	AR		03/27/2024		24,690											617
1416658	Joplin	MO		03/27/2024		10,439											979
1090750	Virginia Beach	VA		07/12/2023		255,352											3,306
1549117	Phenix City	AL		06/13/2024		39,485											.87
1498689	Oceanside	NY		05/16/2024		59,336											115
1491346	Johns Creek	GA		05/10/2024		153,219											704
1094003	Laguna Beach	CA		08/17/2023		128,788											3,600
1339888	Arroyo Grande	CA		02/28/2024		451,580											1,054
1501528	Phoenix	AZ		05/28/2024		74,238											155
1437283	Dayton	OH		04/10/2024		19,508											40
1565360	Delano	CA		06/25/2024		51,132											58
1090790	Brockton	MA		07/12/2023		84,177											217
1349067	Green Valley Lake	CA		03/06/2024		97,680											230
1349063	Golden Valley	MN		03/06/2024		90,070											1,704
1080423	Reno	NV		05/15/2023		49,948											266
1549241	Tampa	FL		06/13/2024		56,935											521
1498574	Conyers	GA		05/16/2024		24,648											50
1413678	Bella Vista	AR		03/27/2024		4,361											447
1383658	Greenville	TX		03/21/2024		17,849											33
1417148	Fair Grove	MO		03/27/2024		17,576											486
1297375	Little Falls	NY		01/30/2024		37,982											58
1565417	South Padre Island	TX		06/25/2024		91,331											99
1233141	Tampa	FL		12/13/2023		400,404											739
1491336	Porter Ranch	CA		05/10/2024		173,015											644
1569168	Steamboat Springs	CO		06/26/2024		134,712											307
1086564	Copperopolis	CA		06/08/2023		117,883											281
1096593	Jersey City	NJ		09/25/2023		208,153											415
1292790	Houston	TX		01/26/2024		54,882											104
1413542	Broken Arrow	OK		03/27/2024		7,102											460
1339867	Vernon Hills	IL		02/28/2024		354,543											764
1418769	Winter Haven	FL		03/28/2024		26,584											41
1501445	Modesto	CA		05/28/2024		64,267											146
1418829	Jesup	GA		03/28/2024		20,445											38
1297628	Houston	TX		01/30/2024		221,469											475
1074110	Hawthorne	NJ		03/28/2023		39,396											78
1080171	Reno	NV		05/15/2023		18,049											41
1093299	Seabrook	TX		08/09/2023		43,702											89
1565581	Myrtle Beach	SC		06/25/2024		20,633											15,332
1565618	Myrtle Beach	SC		06/25/2024		27,531											393
1250409	Tomball	TX		12/28/2023		160,817											286
1437251	Tampa	FL		04/10/2024		36,714											85
1068716	Oceanside	CA		04/18/2023		57,261											247
1069647	Denver	CO		02/24/2023		126,388											277
1093952	Manteca	CA		08/17/2023		152,607											330
1086014	Fairburn	GA		05/25/2023		14,890											30
1113151	Houston	TX		10/13/2023		5,074											12
1076170	Corona	CA		04/27/2023		173,912											387
1549158	Reidsville	NC		06/13/2024		23,433											46
1093984	Fort Lauderdale	FL		08/17/2023		476,703											1,347
1093318	Port Saint Lucie	FL		08/09/2023		32,869											98

E02.45

STATEMENT AS OF SEPTEMBER 30, 2024 OF THE First Allmerica Financial Life Insurance Company

**SCHEDULE B - PART 3**

Showing All Mortgage Loans DISPOSED, Transferred or Repaid During the Current Quarter

1 Loan Number	2 Location		4 Loan Type	5 Date Acquired	6 Disposal Date	7 Book Value/ Recorded Investment Excluding Accrued Interest Prior Year	8 Change in Book Value/Recorded Investment					14 Book Value/ Recorded Investment Excluding Accrued Interest on Disposal	15 Consid- eration	16 Foreign Exchange Gain (Loss) on Disposal	17 Realized Gain (Loss) on Disposal	18 Total Gain (Loss) on Disposal
	2 City	3 State					8 Unrealized Valuation Increase/ (Decrease)	9 Current Year's (Amortization) /Accretion	10 Current Year's Other- Than- Temporary Impairment Recognized	11 Capitalized Deferred Interest and Other	12 Total Change in Book Value (8+9-10+11)					
1093407	Madeira Beach	FL		08/09/2023		142,875								717		
1290987	San Francisco	CA		01/25/2024		53,991								254		
1250186	Lewisburg	PA		12/28/2023		37,954								72		
1241693	Nashville	TN		12/21/2023		119,312								257		
1272058	Fayetteville	NC		01/09/2024		78,817								149		
1250294	Philadelphia	PA		12/28/2023		49,936								74		
1094195	Lithonia	GA		08/28/2023		33,507								72		
1297274	Milledgeville	GA		01/30/2024		58,442								108		
1307605	La Crescenta	CA		02/08/2024		272,000								938		
1224143	Makawao	HI		12/07/2023		668,264								1,875		
1565535	Saint George	UT		06/25/2024		62,606								124		
1297422	North Port	FL		01/30/2024		79,035								173		
1297467	Piano	TX		01/30/2024		78,653								137		
1549095	Toms River	NJ		06/13/2024		63,664								138		
1292914	Kodak	TN		01/26/2024		11,772								4		
1383575	Charlotte	NC		03/21/2024		113,597								225		
1383563	Houston	TX		03/21/2024		18,970								36		
1568015	Eagle	ID		06/26/2024		197,544								341		
1568007	Jupiter	FL		06/26/2024		284,272								378		
1066483	Cleburne	TX		11/22/2022		32,411								86		
1056161	Hammond	IN		08/26/2022		6,094								21		
1233112	Utica	NY		12/13/2023		63,490								117		
1055911	Jacksonville	FL		08/26/2022		4,403								17		
1413059	Mount Ida	AR		03/27/2024		3,197								295		
1356065	Stoughton	MA		03/08/2024		92,070								116		
1356055	Big Bear City	CA		03/08/2024		118,801								238		
1233023	Henderson	NV		12/13/2023		1,049,162								2,754		
1292906	Grapevine	TX		01/26/2024		192,888								356		
1331673	Charlotte	NC		02/26/2024		21,606								44		
1331679	Vian	OK		02/26/2024		57,450								179		
1086566	Castle Pines	CO		06/08/2023		225,692								511		
1093260	Kihei	HI		08/09/2023		80,728								191		
1569438	Baltimore	MD		06/26/2024		32,802								81		
1413087	Tulsa	OK		03/27/2024		11,335								905		
1413103	Paron	AR		03/27/2024		6,364								570		
1413069	Benton	AR		03/27/2024		941								427		
1415943	Springdale	AR		03/27/2024		17,687								386		
1565595	Fresno	CA		06/25/2024		23,495								10		
1090115	Milwaukee	WI		07/10/2023		132,772								460		
1416968	Meeker	OK		03/27/2024		27,527								654		
1417000	Bentonville	AR		03/27/2024		31,744								683		
1437210	Valley Stream	NY		04/10/2024		93,853								186		
1091677	Kissimmee	FL		07/25/2023		61,193								121		
1233077	Brooklyn Park	MN		12/13/2023		115,388								208		
1233075	Austin	TX		12/13/2023		224,524								454		
1250332	Hesperia	CA		12/28/2023		56,135								127		
1498442	Coral Springs	FL		05/16/2024		49,395								101		
1093938	Washingtonville	NY		08/17/2023		334,178								950		
1333426	New Haven	CT		02/26/2024		42,797								97		
1413623	Joplin	MO		03/27/2024		1,468								175		
1413685	Neosho	MO		03/27/2024		2,146								280		

E02.46

STATEMENT AS OF SEPTEMBER 30, 2024 OF THE First Allmerica Financial Life Insurance Company

**SCHEDULE B - PART 3**

Showing All Mortgage Loans DISPOSED, Transferred or Repaid During the Current Quarter

1 Loan Number	2 Location		4 Loan Type	5 Date Acquired	6 Disposal Date	7 Book Value/ Recorded Investment Excluding Accrued Interest Prior Year	8 Change in Book Value/Recorded Investment					14 Book Value/ Recorded Investment Excluding Accrued Interest on Disposal	15 Consid- eration	16 Foreign Exchange Gain (Loss) on Disposal	17 Realized Gain (Loss) on Disposal	18 Total Gain (Loss) on Disposal
	2 City	3 State					8 Unrealized Valuation Increase/ (Decrease)	9 Current Year's (Amortization) /Accretion	10 Current Year's Other- Than- Temporary Impairment Recognized	11 Capitalized Deferred Interest and Other	12 Total Change in Book Value (8+9-10+11)					
1413727	Del City	OK		03/27/2024		2,444							151			
1055885	Columbus	OH		08/26/2022		5,565							17			
1338136	Aurora	IL		02/27/2024		23,230							44			
1329255	Andrews	NC		02/23/2024		14,784							26			
1086679	Harvey	IL		06/08/2023		38,604							98			
1491124	Rahway	NJ		05/10/2024		74,149							157			
1093205	Hamilton Township	NJ		08/09/2023		24,904							58			
1093188	Mabank	TX		08/09/2023		37,514							88			
1093227	Manchester	NJ		08/09/2023		76,517							156			
1056310	Houston	TX		08/26/2022		7,497							24			
1091625	Carlsbad	CA		07/25/2023		237,440							61,000			
1199505	Lake In The Hills	IL		11/21/2023		41,869							27,909			
1074661	Weston	FL		04/28/2023		160,864							5,173			
1415907	Carl Junction	MO		03/27/2024		20,190							481			
1415899	Charleston	AR		03/27/2024		6,512							156			
1415227	Rogers	AR		03/27/2024		6,621							254			
1088683	Lakeland	FL		06/28/2023		119,458							158			
1297359	Hampton	GA		01/30/2024		55,008							90			
1297409	Newton	NC		01/30/2024		65,137							127			
1126388	York	ME		10/20/2023		48,875							2,003			
1549314	St Petersburg	FL		06/13/2024		42,959							79			
1565465	Garfield Heights	OH		06/25/2024		21,958							12			
1549174	Youngstown	OH		06/13/2024		16,056							29			
1355934	Oakhurst	NJ		03/08/2024		54,066							117			
1093711	Biglerville	PA		08/11/2023		117,865							301			
1356001	Sunrise	FL		03/08/2024		32,189							68			
1356013	Brooklyn	NY		03/08/2024		110,719							207			
1055901	McKeesport	PA		08/26/2022		3,870							6			
1565556	California City	CA		06/25/2024		46,637							90			
1400825	Baltimore	MD		03/26/2024		17,380							32			
1501677	Bakersfield	CA		05/28/2024		61,966							157			
1078891	Miami	FL		05/09/2023		251,502							1,024			
1498430	St. Louis	MO		05/16/2024		8,577							13			
1549146	Pahrump	NV		06/13/2024		56,521							70			
1093420	Chula Vista	CA		08/09/2023		169,788							475			
1331710	Round Rock	TX		02/26/2024		116,378							229			
1565418	Pottsboro	TX		06/25/2024		87,182							105			
1329267	Fort Worth	TX		02/23/2024		28,299							52			
1233131	West Allis	WI		12/13/2023		115,373							254			
1056020	Dundalk	MD		08/26/2022		5,635							18			
1569204	Leicester	NC		06/26/2024		121,551							274			
1569240	Port Jervis	NY		06/26/2024		64,831							95			
1413514	Battlefield	MO		03/27/2024		451							399			
1413622	Wyandotte	OK		03/27/2024		6,850							437			
1413923	Ardmore	OK		03/27/2024		14,954							639			
1413932	Fayetteville	AR		03/27/2024		1,800							99			
1348882	Boca Raton	FL		03/06/2024		135,122							209			
1491428	Fletcher	NC		05/10/2024		44,464							103			
1549185	Youngstown	OH		06/13/2024		19,706							38			
1549240	Aurora	CO		06/13/2024		38,043							80			
1416928	Lawton	OK		03/27/2024		30,486							664			

E02.47



STATEMENT AS OF SEPTEMBER 30, 2024 OF THE First Allmerica Financial Life Insurance Company

**SCHEDULE B - PART 3**

Showing All Mortgage Loans DISPOSED, Transferred or Repaid During the Current Quarter

1 Loan Number	2 Location		4 Loan Type	5 Date Acquired	6 Disposal Date	7 Book Value/ Recorded Investment Excluding Accrued Interest Prior Year	Change in Book Value/Recorded Investment					14 Book Value/ Recorded Investment Excluding Accrued Interest on Disposal	15 Consid- eration	16 Foreign Exchange Gain (Loss) on Disposal	17 Realized Gain (Loss) on Disposal	18 Total Gain (Loss) on Disposal
	2 City	3 State					8 Unrealized Valuation Increase/ (Decrease)	9 Current Year's (Amortization) /Accretion	10 Current Year's Other- Than- Temporary Impairment Recognized	11 Capitalized Deferred Interest and Other	12 Total Change in Book Value (8+9-10+11)					
1416836	Marlow	OK		03/27/2024		23,009								505		
1383601	Ormond Beach	FL		03/21/2024		24,217								54		
1355940	Avon Park	FL		03/08/2024		18,150								30		
1356023	Anaheim	CA		03/08/2024		93,752								139		
1356046	St Cloud	FL		03/08/2024		32,412								58		
1339869	Folsom	CA		02/28/2024		215,284								491		
1390696	Doral	FL		03/26/2024		94,544								179		
1390772	Portland	TX		03/26/2024		35,469								82		
1055973	North Port	FL		08/26/2022		11,481								36		
1074664	Menifee	CA		04/28/2023		74,427								114		
1086592	Davie	FL		06/08/2023		153,014								790		
1569077	Garden Grove	CA		06/26/2024		62,201								80		
1569402	Brooklyn	MD		06/26/2024		37,686								52		
1290325	Orange	CT		01/25/2024		133,652								296		
1232960	Houston	TX		12/13/2023		503,730								1,258		
1501409	Austin	TX		05/28/2024		57,302								120		
1250244	Jamaica	NY		12/28/2023		130,880								26,366		
1569570	Williamsburg	VA		06/26/2024		52,740								78		
1565583	Roanoke	VA		06/25/2024		117,425								217		
1093989	Newark	NJ		08/17/2023		197,064								871		
1210014	San Antonio	TX		11/29/2023		85,290								156		
1498487	York	PA		05/16/2024		16,067								26		
1501526	West Palm Beach	FL		05/28/2024		44,286								95		
1491143	Binghamton	NY		05/10/2024		16,799								29		
1383703	Bridgeton	MO		03/21/2024		18,538								45		
1055928	Calumet City	IL		08/26/2022		5,413								21		
1491231	Brooklyn	NY		05/10/2024		230,833								486		
1068593	Kissimmee	FL		01/26/2023		35,647								83		
1297507	Greenville	SC		01/30/2024		70,520								118		
1339937	Fair Oaks Ranch	TX		02/28/2024		287,745								656		
1272068	Eagle	ID		01/09/2024		181,453								367		
1501385	Petersburg	VA		05/28/2024		42,341								65		
1077386	Salem	OR		05/03/2023		113,139								243		
1077402	Troy	NY		05/03/2023		41,990								100		
1209808	Newark	NJ		11/29/2023		130,329								289		
1209841	Glendale	NY		11/29/2023		162,910								540		
1232940	San Diego	CA		12/13/2023		291,466								499		
1056011	St Petersburg	FL		08/26/2022		7,132								28		
1069474	Wake Forest	NC		02/24/2023		66,143								84		
1224025	Skillman	NJ		12/07/2023		709,733								1,842		
1569066	Apopka	FL		06/26/2024		43,941								61		
1233176	Parkland	FL		12/13/2023		785,834								1,825		
1565358	Delano	CA		06/25/2024		53,323								61		
1416286	Fort Smith	AR		03/27/2024		22,447								331		
1085907	Hallandale Beach	FL		05/25/2023		14,062								30		
1383732	West Palm Beach	FL		03/21/2024		20,453								38		
1417201	Little Rock	AR		03/27/2024		29,968								4,255		
1086789	Huntington Park	CA		06/08/2023		85,511								294		
1437391	Huntington Beach	CA		04/10/2024		63,954								208		
1085906	Fort Myers	FL		05/25/2023		20,422								142		
1417045	Branson	MO		03/27/2024		11,788								239		

E02.48

STATEMENT AS OF SEPTEMBER 30, 2024 OF THE First Allmerica Financial Life Insurance Company

**SCHEDULE B - PART 3**

Showing All Mortgage Loans DISPOSED, Transferred or Repaid During the Current Quarter

1 Loan Number	2 Location		4 Loan Type	5 Date Acquired	6 Disposal Date	7 Book Value/ Recorded Investment Excluding Accrued Interest Prior Year	8 Change in Book Value/Recorded Investment					14 Book Value/ Recorded Investment Excluding Accrued Interest on Disposal	15 Consid- eration	16 Foreign Exchange Gain (Loss) on Disposal	17 Realized Gain (Loss) on Disposal	18 Total Gain (Loss) on Disposal	
	2 City	3 State					8 Unrealized Valuation Increase/ (Decrease)	9 Current Year's (Amortization) /Accretion	10 Current Year's Other- Than- Temporary Impairment Recognized	11 Capitalized Deferred Interest and Other	12 Total Change in Book Value (8+9-10+11)						13 Total Foreign Exchange Change in Book Value
1383723	McKinney	TX		03/21/2024		26,216											46
1068579	Kissimmee	FL		01/26/2023		9,953											30
1415384	Fayetteville	AR		03/27/2024		9,510											251
1417109	Oklahoma City	OK		03/27/2024		37,717											1,070
1297681	Fairhope	AL		01/30/2024		227,322											428
1086770	Foley	AL		06/08/2023		29,638											50
1437191	Las Vegas	NV		04/10/2024		35,854											81
1501438	Hamden	CT		05/28/2024		37,372											94
1437372	Merritt Island	FL		04/10/2024		41,479											84
1417643	Little Rock	AR		03/27/2024		28,372											604
1234896	Meridian	ID		12/14/2023		252,828											59,173
1233012	Westlake Village	CA		12/13/2023		514,391											756
1094933	Las Vegas	NV		09/07/2023		50,688											97
1233114	Leesburg	VA		12/13/2023		56,394											130
1565378	Winter Haven	FL		06/25/2024		36,786											51
1250340	South Gate	CA		12/28/2023		202,796											388
1087370	Parkville	MD		06/22/2023		84,342											229
1088622	Bremerton	WA		06/28/2023		129,269											201
1417565	Tulsa	OK		03/27/2024		17,079											348
1390635	Sacramento	CA		03/26/2024		30,790											57
1416325	Conway	AR		03/27/2024		4,670											366
1297407	Griffin	GA		01/30/2024		53,044											107
1417390	Fort Smith	AR		03/27/2024		9,420											194
1348900	Vero Beach	FL		03/06/2024		52,584											115
1437478	Chino Hills	CA		04/10/2024		101,368											220
1414000	Norman	OK		03/27/2024		6,718											344
1297393	Richmond	VA		01/30/2024		47,967											86
1290308	Miami	FL		01/25/2024		321,578											730
1383574	Pittsburgh	PA		03/21/2024		43,395											71
1337821	Hamilton	OH		02/27/2024		15,256											35
1135336	Doral	FL		10/27/2023		22,422											50
1094795	Auburn	CA		09/07/2023		9,190											20
1234846	Wilmington	NC		12/14/2023		550,329											1,297
1297396	Nashville	TN		01/30/2024		158,296											177
1205311	Clinton	MO		11/28/2023		54,026											112
1209732	Meridian	ID		11/29/2023		91,358											172
1056106	Carson City	NV		08/26/2022		14,169											55
1569365	Beverly Hills	FL		06/26/2024		24,611											34
1491274	Roswell	GA		05/10/2024		161,110											1,130
1091584	North Palm Beach	FL		07/25/2023		261,726											643
1243540	Union	NJ		12/21/2023		244,912											445
1074657	Commerce	GA		04/28/2023		44,465											105
1116929	Walnut Creek	CA		10/13/2023		24,813											69
1067188	North Myrtle Beach	SC		12/22/2022		54,727											133
1224101	Lubbock	TX		12/07/2023		460,948											1,407
1348884	Albuquerque	NM		03/06/2024		122,375											249
1569448	Bloomington	GA		06/26/2024		59,948											95
1569477	Murphy	NC		06/26/2024		90,709											130
1383755	Oreland	PA		03/21/2024		27,124											56
1498420	Daphne	AL		05/16/2024		10,085											19
1290885	Rockland	MA		01/25/2024		58,032											102

E02.49

STATEMENT AS OF SEPTEMBER 30, 2024 OF THE First Allmerica Financial Life Insurance Company

**SCHEDULE B - PART 3**

Showing All Mortgage Loans DISPOSED, Transferred or Repaid During the Current Quarter

1 Loan Number	2 Location		4 Loan Type	5 Date Acquired	6 Disposal Date	7 Book Value/ Recorded Investment Excluding Accrued Interest Prior Year	8 Change in Book Value/Recorded Investment					14 Book Value/ Recorded Investment Excluding Accrued Interest on Disposal	15 Consid- eration	16 Foreign Exchange Gain (Loss) on Disposal	17 Realized Gain (Loss) on Disposal	18 Total Gain (Loss) on Disposal
	2 City	3 State					8 Unrealized Valuation Increase/ (Decrease)	9 Current Year's (Amortization) /Accretion	10 Current Year's Other- Than- Temporary Impairment Recognized	11 Capitalized Deferred Interest and Other	12 Total Change in Book Value (8+9-10+11)					
1418771	Columbus	OH		03/28/2024		12,576										32
1567961	Monroe	NY		06/26/2024		336,287										482
1272116	Honolulu	HI		01/09/2024		594,837										1,887
1390760	Fountain Valley	CA		03/26/2024		112,217										224
1093192	Aurora	CO		08/28/2023		60,363										152
1565450	Spokane	WA		06/25/2024		20,287										16
1078892	Edgewater	MD		05/09/2023		101,628										336
1400817	Myrtle Beach	SC		03/26/2024		26,158										54
1094916	Irvine	CA		09/07/2023		77,975										227
1086581	Burns	TN		06/08/2023		240,088										566
1066481	South Kingstown	RI		11/22/2022		84,182										180
1355862	Houston	TX		03/08/2024		26,140										58
1569078	Blackstone	VA		06/26/2024		13,924										17
1056049	Philadelphia	PA		08/26/2022		8,412										21
1498419	Oklahoma City	OK		05/16/2024		15,109										28
1417172	Battlefield	MO		03/27/2024		21,947										663
1080424	Sarasota	FL		05/15/2023		68,997										179
1418768	Wilmington	NC		03/28/2024		27,782										55
1090833	Far Rockaway	NY		07/12/2023		89,928										288
1090846	Daytona Beach	FL		07/12/2023		57,966										121
1224010	Lincoln	CA		12/07/2023		415,004										1,157
1415785	Bono	AR		03/27/2024		25,109										384
1415137	Russellville	AR		03/27/2024		12,674										334
1549073	Orange	CA		06/13/2024		267,080										3,481
1126412	Canyon Country	CA		10/20/2023		78,187										133
1292871	Mahopac	NY		01/26/2024		159,139										274
1383561	Huntsville	TX		03/21/2024		14,918										26
1567990	Seattle	WA		06/26/2024		336,851										560
1413092	Fayetteville	AR		03/27/2024		7,737										719
1086651	Gainesville	FL		06/08/2023		84,950										203
1413723	Ninnekah	OK		03/27/2024		6,135										497
1356066	Solana Beach	CA		03/08/2024		96,702										168
1565371	Rocklin	CA		06/25/2024		30,319										97
1491070	Brooklyn	NY		05/10/2024		228,600										456
1113079	Long Beach	CA		10/13/2023		5,373										11
1078860	Ridgefield	NJ		05/09/2023		184,940										674
1091380	Bradenton	FL		07/24/2023		215,503										571
1094940	Spring Hill	FL		09/07/2023		34,017										2,548
1415973	Bentonville	AR		03/27/2024		10,369										3,187
1491193	Kissimmee	FL		05/10/2024		31,217										55
1250211	Jacksonville	FL		12/28/2023		32,736										60
1512109	Texas City	TX		05/23/2024		34,602										81
1272079	Portland	OR		01/09/2024		315,160										674
1056204	Fort Worth	TX		08/26/2022		8,118										32
1077396	Avon Park	FL		05/03/2023		60,128										137
1400736	Miami Beach	FL		03/26/2024		22,800										56
1113068	Lafayette	CA		10/13/2023		45,688										103
1224026	Pleasant Hill	CA		12/07/2023		481,096										1,018
1491268	Miami Beach	FL		05/10/2024		151,536										362
1491279	Los Angeles	CA		05/10/2024		122,059										269
1224098	Thousand Oaks	CA		12/07/2023		404,577										1,024

E02.50

STATEMENT AS OF SEPTEMBER 30, 2024 OF THE First Allmerica Financial Life Insurance Company

**SCHEDULE B - PART 3**

Showing All Mortgage Loans DISPOSED, Transferred or Repaid During the Current Quarter

1 Loan Number	2 Location		4 Loan Type	5 Date Acquired	6 Disposal Date	7 Book Value/ Recorded Investment Excluding Accrued Interest Prior Year	8 Change in Book Value/Recorded Investment					14 Book Value/ Recorded Investment Excluding Accrued Interest on Disposal	15 Consid- eration	16 Foreign Exchange Gain (Loss) on Disposal	17 Realized Gain (Loss) on Disposal	18 Total Gain (Loss) on Disposal
	2 City	3 State					8 Unrealized Valuation Increase/ (Decrease)	9 Current Year's (Amortization) /Accretion	10 Current Year's Other- Than- Temporary Impairment Recognized	11 Capitalized Deferred Interest and Other	12 Total Change in Book Value (8+9-10+11)					
1074577	Irvine	CA		03/29/2023		66,785							447			
1290389	Knoxville	TN		01/25/2024		80,377							168			
1565383	Chicopee	MA		06/25/2024		54,755							72			
1088951	Long Beach	CA		06/28/2023		44,478							77			
1113210	Brooklyn	NY		10/13/2023		37,455							69			
1250169	Des Moines	IA		12/28/2023		49,718							115			
1068726	Buena Park	CA		04/18/2023		42,973							142			
1090783	Wilmington	DE		07/12/2023		22,683							58			
1092536	Dundalk	MD		08/04/2023		186,822							453			
1097543	Greenville	RI		09/29/2023		101,315							231			
1250168	Mount Vernon	WA		12/28/2023		57,915							130			
1569165	Carolina Beach	NC		06/26/2024		90,758							136			
1569129	Tampa	FL		06/26/2024		18,675							18			
1080414	Panguitch Lake	UT		05/15/2023		111,332							278			
1068695	Las Vegas	NV		04/18/2023		43,101							149			
1565492	Miami	FL		06/25/2024		91,937							128			
1095357	Apple Valley	CA		09/18/2023		117,956							231			
1096620	Oklahoma City	OK		09/27/2023		15,771							56			
1061546	Gulf Shores	AL		10/26/2022		92,134							260			
1337950	Brooklyn	NY		02/27/2024		161,602							349			
1250139	Antioch	TN		12/28/2023		49,868							70			
1055986	Tempe	AZ		08/26/2022		13,993							45			
1290951	Mastic	NY		01/25/2024		97,110							194			
1337998	Tacoma	WA		02/27/2024		25,271							51			
1501710	Fullerton	CA		05/28/2024		234,921							490			
1088901	Bakersfield	CA		06/28/2023		31,066							1,958			
1297435	Huntington	WV		01/30/2024		89,504							88			
1056021	Indianapolis	IN		08/26/2022		5,549							19			
1417250	McAlester	OK		03/27/2024		20,305							423			
1569332	Cypress	TX		06/26/2024		58,853							83			
1135372	Lawrence Township	NJ		10/27/2023		6,564							15			
1569577	Fredericksburg	VA		06/26/2024		52,960							96			
1437208	Staten Island	NY		04/10/2024		71,500							153			
1339809	Sunapee	NH		02/28/2024		121,421							246			
1417147	Rush Springs	OK		03/27/2024		16,398							396			
1086624	Los Angeles	CA		06/08/2023		205,574							435			
1569494	Marlton	NJ		06/26/2024		48,863							50			
1297355	Palm Harbor	FL		01/30/2024		51,216							130			
1113238	Cedarhurst	NY		10/13/2023		21,885							57			
1413303	Norman	OK		03/27/2024		4,551							338			
1413317	Warsaw	MO		03/27/2024		7,419							2,437			
1297605	Roseville	CA		01/30/2024		130,877							460			
1417012	Benton	AR		03/27/2024		10,378							211			
1090867	Fayetteville	NC		07/17/2023		88,716							197			
1569088	Dayton	OH		06/26/2024		15,371							23			
1076149	Lynden	WA		04/27/2023		71,051							154			
1078913	La Fayette	GA		05/09/2023		55,792							158			
1356111	New Braunfels	TX		03/08/2024		117,566							245			
1091646	Jackson	NJ		07/25/2023		48,084							103			
1416738	Fort Smith	AR		03/27/2024		8,251							346			
1297277	Portsmouth	VA		01/30/2024		60,258							120			

STATEMENT AS OF SEPTEMBER 30, 2024 OF THE First Allmerica Financial Life Insurance Company

**SCHEDULE B - PART 3**

Showing All Mortgage Loans DISPOSED, Transferred or Repaid During the Current Quarter

1 Loan Number	2 Location		4 Loan Type	5 Date Acquired	6 Disposal Date	7 Book Value/ Recorded Investment Excluding Accrued Interest Prior Year	8 Change in Book Value/Recorded Investment					14 Book Value/ Recorded Investment Excluding Accrued Interest on Disposal	15 Consid- eration	16 Foreign Exchange Gain (Loss) on Disposal	17 Realized Gain (Loss) on Disposal	18 Total Gain (Loss) on Disposal	
	2 City	3 State					8 Unrealized Valuation Increase/ (Decrease)	9 Current Year's (Amortization) /Accretion	10 Current Year's Other- Than- Temporary Impairment Recognized	11 Capitalized Deferred Interest and Other	12 Total Change in Book Value (8+9-10+11)						13 Total Foreign Exchange Change in Book Value
1565503	Laramie	WY		06/25/2024		59,574											72
1094273	Tampa	FL		08/28/2023		121,622											265
1066498	Akron	OH		11/22/2022		30,652											71
1413908	Ottawa	KS		03/27/2024		6,671											310
1093366	Lockport	NY		08/09/2023		95,530											236
1113075	Nyack	NY		10/13/2023		20,710											49
1080166	Kihei	HI		05/15/2023		55,898											109
1232981	Pasco	WA		12/13/2023		199,992											500
1565630	Mokena	IL		06/25/2024		194,616											289
1297279	Chicago	IL		01/30/2024		86,665											168
1565403	San Antonio	FL		06/25/2024		40,121											61
1080365	Caledonia	MI		05/15/2023		48,813											136
1348820	West Palm Beach	FL		03/06/2024		191,642											342
1078885	Meridian	ID		05/09/2023		322,002											1,218
1416647	Fayetteville	AR		03/27/2024		12,956											358
1498562	Cleveland	OH		05/16/2024		12,760											25
1512049	Riverdale	IL		05/23/2024		18,323											38
1569410	Akron	OH		06/26/2024		11,485											24
1565615	Miami	FL		06/25/2024		364,773											445
1094881	Long Beach	CA		09/07/2023		63,037											161
1337781	West Jordan	UT		02/27/2024		96,983											206
1080402	Saint Johns	FL		05/15/2023		51,155											3,271
1565609	Tavernier	FL		06/25/2024		217,990											286
1093384	Orange	CA		08/09/2023		258,855											2,935
1077377	Westminster	CA		05/03/2023		161,637											477
1077405	Troy	NY		05/03/2023		33,863											81
1209803	Toms River	NJ		11/29/2023		200,793											467
1292777	Largo	FL		01/26/2024		71,405											134
1568041	Cle Elum	WA		06/26/2024		202,753											287
1135381	Los Angeles	CA		10/27/2023		48,976											102
1292860	Commerce City	CO		01/26/2024		108,378											254
1224040	Ladera Ranch	CA		12/07/2023		690,719											1,951
1565404	Kissimmee	FL		06/25/2024		32,845											50
1116863	Manteo	NC		10/13/2023		17,614											45
1080180	Plainfield	NJ		05/15/2023		26,886											53
1329300	Salinas	CA		02/23/2024		88,696											146
1290874	Lakeland	FL		01/25/2024		58,576											131
1209852	Thornton	CO		11/29/2023		122,060											170
1224095	Manchester	MA		12/07/2023		502,827											2,249
1297214	Leeds	AL		01/30/2024		42,620											110
1390656	Litchfield Park	AZ		03/26/2024		70,595											140
1076113	Henderson	NV		04/27/2023		23,911											43
1569161	Staten Island	NY		06/26/2024		105,384											134
1056108	Spokane	WA		08/26/2022		9,652											38
1437427	New York	NY		04/10/2024		167,133											321
1549176	Owings Mills	MD		06/13/2024		65,527											116
1416873	Rogers	AR		03/27/2024		17,152											455
1055894	Philadelphia	PA		08/26/2022		6,623											22
1135331	Liberty	NY		10/27/2023		6,148											13
1412892	Eufaula	OK		03/27/2024		8,806											377
1348845	Avondale	AZ		03/06/2024		47,973											108

E02.52

STATEMENT AS OF SEPTEMBER 30, 2024 OF THE First Allmerica Financial Life Insurance Company

**SCHEDULE B - PART 3**

Showing All Mortgage Loans DISPOSED, Transferred or Repaid During the Current Quarter

1 Loan Number	2 Location		4 Loan Type	5 Date Acquired	6 Disposal Date	7 Book Value/ Recorded Investment Excluding Accrued Interest Prior Year	8 Change in Book Value/Recorded Investment					14 Book Value/ Recorded Investment Excluding Accrued Interest on Disposal	15 Consid- eration	16 Foreign Exchange Gain (Loss) on Disposal	17 Realized Gain (Loss) on Disposal	18 Total Gain (Loss) on Disposal	
	2 City	3 State					8 Unrealized Valuation Increase/ (Decrease)	9 Current Year's (Amortization) /Accretion	10 Current Year's Other- Than- Temporary Impairment Recognized	11 Capitalized Deferred Interest and Other	12 Total Change in Book Value (8+9-10+11)						13 Total Foreign Exchange Change in Book Value
1390672	Bridgeport	CT		03/26/2024		42,542										85	
1297485	Irving	TX		01/30/2024		75,205										123	
1307566	Van Nuys	CA		02/08/2024		427,457										727	
1348932	Phoenix	AZ		03/06/2024		111,374										943	
1135346	Mount Vernon	NY		10/27/2023		18,089										37	
1067181	Cleveland	OH		12/22/2022		23,844										45	
1066495	Whittier	NC		11/22/2022		46,187							20,150			159	
1491110	Crosby	MINN		05/10/2024		76,453										159	
1297463	Brooklyn	NY		01/30/2024		293,393										606	
1233216	Staten Island	NY		12/13/2023		271,676										542	
1491437	Pensacola	FL		05/10/2024		75,902										143	
1549233	Cape Coral	FL		06/13/2024		58,798										121	
1416876	Poteau	OK		03/27/2024		10,341										295	
1388617	Riverton	UT		03/21/2024		88,279										208	
1355952	McDonough	GA		03/08/2024		47,667										120	
1355963	Ranch Palos Verdes	CA		03/08/2024		236,794										419	
1339885	Putnam Station	NY		02/28/2024		329,913										479	
1233161	Leesburg	FL		12/13/2023		102,855										281	
1390771	Decatur	GA		03/26/2024		55,534										123	
1055978	Cleveland	OH		08/26/2022		6,328										25	
1569363	Jackson	MS		06/26/2024		13,469										19	
1290342	Huntingdon Valley	PA		01/25/2024		164,385										364	
1415106	Tulsa	OK		03/27/2024		15,382										440	
1567963	Los Angeles	CA		06/26/2024		263,413										486	
1568005	Tustin	CA		06/26/2024		272,171										452	
1224047	Fruit Heights	UT		12/07/2023		404,802										1,091	
1074624	Seffner	FL		04/28/2023		61,586										90	
1549199	Temple	TX		06/13/2024		24,751										46	
1569290	Miami	FL		06/26/2024		63,434										118	
1549163	Blowing Rock	NC		06/13/2024		61,614										115	
1094789	Bakersfield	CA		09/07/2023		26,765										64	
1569581	Staten Island	NY		06/26/2024		86,257										123	
1569163	Jupiter	FL		06/26/2024		54,321										97	
1090111	Goldsboro	NC		07/10/2023		124,451										275	
1078904	Las Vegas	NV		05/09/2023		109,046										319	
1093974	Phoenix	AZ		08/17/2023		93,609										288	
1569334	Maryville	TN		06/26/2024		30,743										43	
1209853	Pottsville	AR		11/29/2023		78,439										161	
1210015	Buckeye	AZ		11/29/2023		86,625										152	
1333525	Lake Worth Beach	FL		02/26/2024		28,448										45	
1565398	Delray Beach	FL		06/25/2024		43,564										53	
1565462	Fayetteville	NC		06/25/2024		44,353										65	
1250126	Saint Augustine	FL		12/28/2023		74,767										130	
1094775	Paterson	NJ		09/07/2023		36,793										83	
1569486	Boca Raton	FL		06/26/2024		82,152										187	
1549064	New Port Richey	FL		06/13/2024		40,178										72	
1250375	Fresno	CA		12/28/2023		137,455										968	
1224031	Draper	UT		12/07/2023		494,021										1,419	
1417610	Broken Arrow	OK		03/27/2024		20,687										454	
1297602	Groveland	FL		01/30/2024		129,533										193	
1232902	Lombard	IL		12/13/2023		211,475										393	

E02.53

STATEMENT AS OF SEPTEMBER 30, 2024 OF THE First Allmerica Financial Life Insurance Company

**SCHEDULE B - PART 3**

Showing All Mortgage Loans DISPOSED, Transferred or Repaid During the Current Quarter

1 Loan Number	2 Location		4 Loan Type	5 Date Acquired	6 Disposal Date	7 Book Value/ Recorded Investment Excluding Accrued Interest Prior Year	8 Change in Book Value/Recorded Investment					14 Book Value/ Recorded Investment Excluding Accrued Interest on Disposal	15 Consid- eration	16 Foreign Exchange Gain (Loss) on Disposal	17 Realized Gain (Loss) on Disposal	18 Total Gain (Loss) on Disposal
	2 City	3 State					8 Unrealized Valuation Increase/ (Decrease)	9 Current Year's (Amortization) /Accretion	10 Current Year's Other- Than- Temporary Impairment Recognized	11 Capitalized Deferred Interest and Other	12 Total Change in Book Value (8+9-10+11)					
1437205	Far Rockaway	NY		04/10/2024		102,706								221		
1498676	Boca Raton	FL		05/16/2024		78,997								119		
1356007	Glastonbury	CT		03/08/2024		17,736								35		
1078914	Myrtle Beach	SC		05/09/2023		181,080								583		
1078923	Washoe Valley	NV		05/09/2023		273,451								766		
1292883	Riverwoods	IL		01/26/2024		244,646								484		
1085920	Roseland	VA		05/25/2023		11,307								186		
1383733	North Miami Beach	FL		03/21/2024		13,653								28		
1297659	Ontario	CA		01/30/2024		150,877								343		
1093234	Charlotte	NC		08/09/2023		30,026								78		
1501471	Portsmouth	VA		05/28/2024		29,918								70		
1333434	Paterson	NJ		02/26/2024		44,722								72		
1383782	Munster	IN		03/21/2024		16,967								31		
1501428	Madera	CA		05/28/2024		37,564								75		
1414073	Rogers	AR		03/27/2024		4,676								238		
1078933	Flower Mound	TX		05/09/2023		260,186								743		
1224050	Corona	CA		12/07/2023		506,760								823		
1234838	Kimberling City	MO		12/14/2023		818,245								2,103		
1437358	Tracy	CA		04/10/2024		102,367								209		
1205291	San Bruno	CA		11/28/2023		109,886								281		
1413962	Bella Vista	AR		03/27/2024		9,019								575		
1088861	Hampstead	MD		06/28/2023		55,394								119		
1055959	Killeen	TX		06/26/2022		5,549								19		
1491161	Biglerville	PA		05/10/2024		28,595								59		
1417171	Alma	AR		03/27/2024		13,505								283		
1349080	Scottsdale	AZ		03/06/2024		198,069								324		
1234865	St George	UT		12/14/2023		610,215								2,195		
1501407	Austin	TX		05/28/2024		55,454								117		
1329284	Littleton	CO		02/23/2024		112,633								211		
1224090	San Diego	CA		12/07/2023		408,280								1,153		
1413888	Russellville	AR		03/27/2024		4,058								180		
1512106	Pittsburgh	PA		05/23/2024		60,502								119		
1569321	Dayton	OH		06/26/2024		13,129								12		
1437236	Rahway	NJ		04/10/2024		46,122								83		
1135334	Tempe	AZ		10/27/2023		7,677								18		
1417151	Tulsa	OK		03/27/2024		9,849								186		
1076095	Shelby	NC		04/27/2023		28,588								62		
1501473	Pennsville	NJ		05/28/2024		33,296								78		
1250608	Las Vegas	NV		12/28/2023		274,506								371		
1415351	Gravette	AR		03/27/2024		12,367								292		
1569261	Chandler	AZ		06/26/2024		56,754								97		
1413042	Duenweg	MO		03/27/2024		2,186								239		
1569451	Houston	TX		06/26/2024		13,956								19		
1417021	Fayetteville	AR		03/27/2024		19,627								413		
1339815	North Myrtle Beach	SC		02/28/2024		93,631								388		
1413411	Joplin	MO		03/27/2024		5,841								1,014		
1338108	Raeford	NC		02/27/2024		14,124								28		
1417474	Bella Vista	AR		03/27/2024		10,694								422		
1501699	Keystone	CO		05/28/2024		118,792								264		
1565617	Opalocka	FL		06/25/2024		74,456								110		
1094253	Conway	SC		08/28/2023		66,032								76		

E02.54

STATEMENT AS OF SEPTEMBER 30, 2024 OF THE First Allmerica Financial Life Insurance Company

**SCHEDULE B - PART 3**

Showing All Mortgage Loans DISPOSED, Transferred or Repaid During the Current Quarter

1 Loan Number	2 Location		4 Loan Type	5 Date Acquired	6 Disposal Date	7 Book Value/ Recorded Investment Excluding Accrued Interest Prior Year	8 Change in Book Value/Recorded Investment					14 Book Value/ Recorded Investment Excluding Accrued Interest on Disposal	15 Consid- eration	16 Foreign Exchange Gain (Loss) on Disposal	17 Realized Gain (Loss) on Disposal	18 Total Gain (Loss) on Disposal	
	2 City	3 State					8 Unrealized Valuation Increase/ (Decrease)	9 Current Year's (Amortization) /Accretion	10 Current Year's Other- Than- Temporary Impairment Recognized	11 Capitalized Deferred Interest and Other	12 Total Change in Book Value (8+9-10+11)						13 Total Foreign Exchange Change in Book Value
1498503	West Hempstead	NY		05/16/2024		45,834											99
1383513	Seabrook	TX		03/21/2024		19,241											37
1512133	Seguin	TX		05/23/2024		40,684											89
1080383	Cypress	TX		05/15/2023		64,059											199
1056256	Ocala	FL		08/26/2022		9,495											34
1056320	Odessa	TX		08/26/2022		9,978											39
1501724	Palm Beach Gardens	FL		05/28/2024		103,541											300
1093263	Indianapolis	IN		08/09/2023		48,795											126
1113245	Brooklyn	NY		10/13/2023		52,508											136
1414830	Springdale	AR		03/27/2024		12,528											405
1209999	Salem	OR		11/29/2023		71,235											162
1250353	Lake Arrowhead	CA		12/28/2023		154,968											261
1413417	Springdale	AR		03/27/2024		9,210											661
1498554	Detroit	MI		05/16/2024		8,957											18
1250378	Auburndale	FL		12/28/2023		56,462											116
1078859	San Diego	CA		05/09/2023		357,185											1,217
1337720	Seattle	WA		02/27/2024		86,377											166
1126395	Hilliard	OH		10/20/2023		16,441											154
1348958	Orlando	FL		03/06/2024		48,039											595
1339816	Hilton Head Island	SC		02/28/2024		172,393											244
1417399	Joplin	MO		03/27/2024		20,911											426
1414349	Tahlequah	OK		03/27/2024		11,824											475
1383763	Orlando	FL		03/21/2024		28,938											52
1091686	Reno	NV		07/25/2023		31,824											78
1080357	Atlanta	GA		05/15/2023		71,073											223
1501670	Brownsville	TX		05/28/2024		96,293											131
1333498	Humble	TX		02/26/2024		23,425											167
1093185	Spindale	NC		08/09/2023		27,864											62
1085869	Salley	SC		05/25/2023		21,056											28
1085894	Shadow Hills	CA		05/25/2023		64,225											143
1400786	Wantagh	NY		03/26/2024		59,067											67
1437415	New York	NY		04/10/2024		201,755											395
1415519	Greenwood	AR		03/27/2024		8,075											474
1417526	Gladstone	MO		03/27/2024		14,929											320
1415318	Rogers	AR		03/27/2024		14,363											369
1569354	Victoria	TX		06/26/2024		41,026											52
1498412	Asheville	NC		05/16/2024		42,098											83
1080203	Clearwater	FL		05/15/2023		9,259											21
1290217	La Quinta	CA		01/25/2024		177,352											313
1400792	Farmingdale	NJ		03/26/2024		38,190											67
1096594	Newnan	GA		09/25/2023		80,087											190
1415114	Lawton	OK		03/27/2024		4,545											115
1491435	Castle Rock	CO		05/10/2024		98,680											75,151
1088947	Stafford	TX		06/28/2023		15,016											28
1234854	Seattle	WA		12/14/2023		1,324,916											4,608
1569391	Eagan	MIN		06/26/2024		37,969											78
1501506	Pemberton	NJ		05/28/2024		50,478											102
1415595	Overland Park	KS		03/27/2024		44,813											1,043
1068600	Harbor City	CA		01/26/2023		60,546											123
1085996	Telford	PA		05/25/2023		15,690											32
1074635	Arcadia	CA		04/28/2023		578,925											2,255

E02.55



STATEMENT AS OF SEPTEMBER 30, 2024 OF THE First Allmerica Financial Life Insurance Company

**SCHEDULE B - PART 3**

Showing All Mortgage Loans DISPOSED, Transferred or Repaid During the Current Quarter

1 Loan Number	2 Location		4 Loan Type	5 Date Acquired	6 Disposal Date	7 Book Value/ Recorded Investment Excluding Accrued Interest Prior Year	8 Change in Book Value/Recorded Investment					14 Book Value/ Recorded Investment Excluding Accrued Interest on Disposal	15 Consid- eration	16 Foreign Exchange Gain (Loss) on Disposal	17 Realized Gain (Loss) on Disposal	18 Total Gain (Loss) on Disposal	
	2 City	3 State					8 Unrealized Valuation Increase/ (Decrease)	9 Current Year's (Amortization) /Accretion	10 Current Year's Other- Than- Temporary Impairment Recognized	11 Capitalized Deferred Interest and Other	12 Total Change in Book Value (8+9-10+11)						13 Total Foreign Exchange Change in Book Value
1056112	Hazel Crest	IL		08/26/2022		8,047											24
1297231	Cincinnati	OH		01/30/2024		58,369											96
1080186	Fairfield	CA		05/15/2023		37,047											592
1491302	San Francisco	CA		05/10/2024		130,878											204
1087335	North Prince George	VA		06/21/2023		146,893											373
1491167	Goose Creek	SC		05/10/2024		24,572											50
1417365	Tuttle	OK		03/27/2024		22,305											3,294
1224152	Weston	MA		12/07/2023		506,800											1,380
1413911	Holiday Island	AR		03/27/2024		2,843											373
1331655	Clifton	NJ		02/26/2024		72,505											246
1074565	Collierville	TN		03/29/2023		23,186											89
1416471	Mountain Home	AR		03/27/2024		17,513											377
1415197	Lincoln	AR		03/27/2024		1,667											173
1418954	Gulf Shores	AL		03/28/2024		120,681											272
1078899	Scottsdale	AZ		05/09/2023		240,667											1,001
1565370	Sherman Oaks Area Los Angeles	CA		06/25/2024		437,804											628
1297280	St. Louis	MO		01/30/2024		63,171											110
1094200	Mabank	TX		08/28/2023		35,799											82
1080399	Atlantic Beach	FL		05/15/2023		15,012											729
1209856	Lahaina	HI		11/29/2023		331,784											659
1095354	Austin	TX		09/18/2023		403,902											953
1055904	Pittsburgh	PA		08/26/2022		7,254											22
1090852	Lantana	FL		07/12/2023		40,706											75
1331701	Pattison	TX		02/26/2024		33,402											67
1549135	San Diego	CA		06/13/2024		43,434											127
1233132	West Allis	WI		12/13/2023		105,758											233
1199514	Lincolnwood	IL		11/21/2023		183,033											439
1418937	Pasadena	MD		03/28/2024		31,554											62
1569431	Justin	TX		06/26/2024		27,900											34
1094210	Dade City	FL		08/28/2023		39,612											98
1209817	Camden	NJ		11/29/2023		43,962											89
1135343	San Antonio	TX		10/27/2023		8,484											3
1233006	Weatherford	TX		12/13/2023		189,262											427
1080153	Elijay	GA		05/15/2023		35,533											70
1418958	Haiku	HI		03/28/2024		70,065											154
1569346	Tuxedo Park	NY		06/26/2024		51,548											59
1233156	Clearwater	FL		12/13/2023		194,351											1,472
1491030	Largo	FL		05/10/2024		41,072											113
1094187	Jersey City	NJ		08/28/2023		79,949											4,219
1569493	Harrisburg	PA		06/26/2024		11,498											11
1416654	Oklahoma City	OK		03/27/2024		24,612											546
1417566	Norman	OK		03/27/2024		26,258											648
1416321	Willard	MO		03/27/2024		16,445											359
1416306	Little Rock	AR		03/27/2024		22,104											320
1069457	Ogden	UT		02/23/2023		18,752											40
1337845	Markham	IL		02/27/2024		15,909											33
1437428	South Ozone Park	NY		04/10/2024		72,132											145
1491242	Ave Maria	FL		05/10/2024		31,209											65
1085905	Lodi	CA		05/25/2023		9,175											21
1074432	Philadelphia	PA		03/29/2023		11,547											20
1418793	Las Vegas	NV		03/28/2024		53,593											111

E02.56

STATEMENT AS OF SEPTEMBER 30, 2024 OF THE First Allmerica Financial Life Insurance Company

**SCHEDULE B - PART 3**

Showing All Mortgage Loans DISPOSED, Transferred or Repaid During the Current Quarter

1 Loan Number	2 Location		4 Loan Type	5 Date Acquired	6 Disposal Date	7 Book Value/ Recorded Investment Excluding Accrued Interest Prior Year	8 Change in Book Value/Recorded Investment					14 Book Value/ Recorded Investment Excluding Accrued Interest on Disposal	15 Consid- eration	16 Foreign Exchange Gain (Loss) on Disposal	17 Realized Gain (Loss) on Disposal	18 Total Gain (Loss) on Disposal
	2 City	3 State					8 Unrealized Valuation Increase/ (Decrease)	9 Current Year's (Amortization) /Accretion	10 Current Year's Other- Than- Temporary Impairment Recognized	11 Capitalized Deferred Interest and Other	12 Total Change in Book Value (8+9-10+11)					
1348880	Los Angeles	CA		03/06/2024		217,888								649		
1415101	Norman	OK		03/27/2024		24,009								727		
1095332	San Antonio	TX		09/18/2023		181,629								398		
1417562	Oklahoma City	OK		03/27/2024		29,234								620		
1056017	Pelzer	SC		08/26/2022		6,076								21		
1338089	Palm Bay	FL		02/27/2024		18,894								39		
1080230	Corona	CA		05/15/2023		70,151								146		
1233165	Mesa	AZ		12/13/2023		281,858								769		
1290226	Pompton Plains	NJ		01/25/2024		134,155								230		
1250313	Rialto	CA		12/28/2023		247,586								473		
1437383	Chicago	IL		04/10/2024		68,288								146		
1135378	Oxnard	CA		10/27/2023		40,429								115		
1055979	Rome	GA		08/26/2022		6,364								20		
1416400	Russellville	AR		03/27/2024		16,352								391		
1416450	Lees Summit	MO		03/27/2024		13,889								597		
1078889	Phoenix	AZ		05/09/2023		223,586								626		
1078898	Mesa	AZ		05/09/2023		160,299								453		
1250387	Indian Creek	IL		12/28/2023		56,246								100		
1080174	Chevy Chase	MD		05/15/2023		86,284								200		
1088830	Richmond	VA		06/28/2023		125,910								324		
1569433	Tallahassee	FL		06/26/2024		24,928								29		
1067197	Mesa	AZ		12/22/2022		46,902								147		
1080184	Granada Hills	CA		05/15/2023		48,379								109		
1080196	Los Angeles (reseda Area)	CA		05/15/2023		52,893								148		
1565373	Garland	TX		06/25/2024		31,097								19		
1565399	Miramar	FL		06/25/2024		59,718								43		
1250426	Glen Cove	NY		12/28/2023		163,959								319		
1290289	Mt Zion	IL		01/25/2024		43,626								130		
1417644	Sherwood	AR		03/27/2024		10,992								304		
1080377	Philadelphia	PA		05/15/2023		112,907								326		
1498516	Fontana	CA		05/16/2024		74,265								132		
1418964	Nazareth	PA		03/28/2024		41,114								68		
1086589	Phoenix	AZ		06/08/2023		56,576								9,685		
1569428	Sarasota	FL		06/26/2024		32,335								34		
1135375	Port Orford	OR		10/27/2023		16,454								39		
1224157	Nazareth	PA		12/07/2023		424,871								1,200		
1415759	Fayetteville	AR		03/27/2024		8,786								481		
1415687	Pleasant Hill	MO		03/27/2024		6,371								821		
1491447	Mission Viejo	CA		05/10/2024		138,331								347		
1297495	Montgomery	AL		01/30/2024		37,209								68		
1512171	Prescott Valley	AZ		05/23/2024		98,769								181		
1565494	Fort Worth	TX		06/25/2024		31,601								6,069		
1094772	Loudon	TN		09/07/2023		13,033								28		
1086569	Palm Harbor	FL		06/08/2023		479,587								6,732		
1297404	York	PA		01/30/2024		41,632								67		
1297390	Covington	TN		01/30/2024		38,801								66		
1094742	Manchester	NH		09/07/2023		36,845								89		
1491266	McDonough	GA		05/10/2024		40,461								59		
1491284	Twentynine Palms	CA		05/10/2024		34,370								59		
1355946	Susanville	CA		03/08/2024		49,097								97		
1086603	Baytown	TX		06/08/2023		46,613								83		

E02.57

STATEMENT AS OF SEPTEMBER 30, 2024 OF THE First Allmerica Financial Life Insurance Company

**SCHEDULE B - PART 3**

Showing All Mortgage Loans DISPOSED, Transferred or Repaid During the Current Quarter

1 Loan Number	2 Location		4 Loan Type	5 Date Acquired	6 Disposal Date	7 Book Value/ Recorded Investment Excluding Accrued Interest Prior Year	8 Change in Book Value/Recorded Investment					14 Book Value/ Recorded Investment Excluding Accrued Interest on Disposal	15 Consid- eration	16 Foreign Exchange Gain (Loss) on Disposal	17 Realized Gain (Loss) on Disposal	18 Total Gain (Loss) on Disposal
	2 City	3 State					8 Unrealized Valuation Increase/ (Decrease)	9 Current Year's (Amortization) /Accretion	10 Current Year's Other- Than- Temporary Impairment Recognized	11 Capitalized Deferred Interest and Other	12 Total Change in Book Value (8+9-10+11)					
1088873	Diamond Springs	CA		.06/28/2023		115,256							342			
1094179	Millsboro	DE		.08/28/2023		132,484							253			
1093337	Largo	FL		.08/09/2023		44,734							113			
1417630	Fayetteville	AR		.03/27/2024		27,215							564			
1234878	Weston	FL		.12/14/2023		400,075							1,278			
1087359	Las Vegas	NV		.06/21/2023		1,004,626							2,472			
1383621	Agoura Hills	CA		.03/21/2024		45,151							95			
1090796	Koppel	PA		.07/12/2023		16,855							40			
1349070	Midland	TX		.03/06/2024		47,529							128			
1333529	Bronx	NY		.02/26/2024		69,291							136			
1549230	Syracuse	NY		.06/13/2024		13,959							27			
1076110	Dove Creek	CO		.04/27/2023		18,121							36			
1080149	Phoenix	AZ		.05/15/2023		18,712							42			
1290214	Phoenix	AZ		.01/25/2024		215,602							375			
1565367	Knoxville	TN		.06/25/2024		33,711							47			
1297380	Margate	FL		.01/30/2024		72,674							156			
1234840	Davie	FL		.12/14/2023		1,212,791							3,263			
1549132	Laveen	AZ		.06/13/2024		54,734							74			
1498687	Oak Hill	WV		.05/16/2024		32,695							59			
1080367	Maitland	FL		.05/15/2023		48,790							245			
1333492	Houston	TX		.02/26/2024		20,315							38			
1549221	Kansas City	MO		.06/13/2024		24,534							40			
1338082	Jacksonville	AL		.02/27/2024		16,470							27			
1331711	Jacksonville	FL		.02/26/2024		35,711							67			
1413370	Bristow	OK		.03/27/2024		5,831							436			
1088624	Hawthorne	CA		.06/28/2023		296,594							529			
1074081	McKinney	TX		.03/28/2023		85,724							178			
1135374	San Francisco	CA		.10/27/2023		15,923							222			
1090793	Statesboro	GA		.07/12/2023		29,779							70			
1250250	Show Low	AZ		.12/28/2023		212,004							362			
1113156	San Diego	CA		.10/13/2023		21,301							45			
1413693	Springdale	AR		.03/27/2024		6,347							651			
1413706	Fayetteville	AR		.03/27/2024		20,679							2,272			
1078869	Grove City	OH		.05/09/2023		135,008							455			
1078870	Birmingham	AL		.05/09/2023		200,870							596			
1135286	Palm Springs	CA		.10/27/2023		23,908							54			
1565363	Cumberland	RI		.06/25/2024		50,531							77			
1501640	East Stroudsburg	PA		.05/28/2024		38,630							105			
1565419	Milford	CT		.06/25/2024		148,052							194			
1569175	North Las Vegas	NV		.06/26/2024		61,615							122			
1086572	Long Beach	CA		.06/08/2023		41,089							263			
1241747	Delaware	OH		.12/21/2023		150,990							4,166			
1095313	Branson	MO		.09/18/2023		109,059							251			
1292780	New Haven	CT		.01/26/2024		116,893							225			
1413559	Springdale	AR		.03/27/2024		7,884							548			
1418743	Fredericksburg	VA		.03/28/2024		19,274							40			
1418906	Anaheim	CA		.03/28/2024		64,965							132			
1501469	Statesville	NC		.05/28/2024		59,521							17			
1088615	Phoenix	AZ		.06/28/2023		67,894							314			
1418836	Fort Lauderdale	FL		.03/28/2024		49,305							148			
1074126	Beverly Hills	CA		.03/28/2023		140,702							421			

E02.58

STATEMENT AS OF SEPTEMBER 30, 2024 OF THE First Allmerica Financial Life Insurance Company

**SCHEDULE B - PART 3**

Showing All Mortgage Loans DISPOSED, Transferred or Repaid During the Current Quarter

1 Loan Number	2 Location		4 Loan Type	5 Date Acquired	6 Disposal Date	7 Book Value/ Recorded Investment Excluding Accrued Interest Prior Year	8 Change in Book Value/Recorded Investment					14 Book Value/ Recorded Investment Excluding Accrued Interest on Disposal	15 Consid- eration	16 Foreign Exchange Gain (Loss) on Disposal	17 Realized Gain (Loss) on Disposal	18 Total Gain (Loss) on Disposal
	2 City	3 State					8 Unrealized Valuation Increase/ (Decrease)	9 Current Year's (Amortization) /Accretion	10 Current Year's Other- Than- Temporary Impairment Recognized	11 Capitalized Deferred Interest and Other	12 Total Change in Book Value (8+9-10+11)					
1297362	Cincinnati	OH		01/30/2024		54,779							105			
1076158	Nolensville	TN		04/27/2023		107,616							234			
1093964	Spokane	WA		08/17/2023		206,616							605			
1080167	Los Angeles	CA		05/15/2023		44,234							25			
1250654	Harrisburg	PA		12/28/2023		30,848							64			
1250207	Port Orange	FL		12/28/2023		70,504							151			
1250221	Washington	DC		12/28/2023		102,155							139			
1307583	Clayton	GA		02/08/2024		202,649							314			
1315589	Gary	IN		02/13/2024		9,418							19			
1209863	Fairfax	CA		11/29/2023		432,528							1,038			
1297666	Naples	FL		01/30/2024		139,676							939			
1413455	Norman	OK		03/27/2024		3,843							255			
1549264	Louisville	KY		06/13/2024		25,621							79			
1414825	Okmulgee	OK		03/27/2024		1,967							53			
1080156	Winchester	VA		05/15/2023		20,933							43			
1093283	Virginia Beach	VA		08/09/2023		42,924							106			
1569362	Elizabeth	NJ		06/26/2024		86,970							79			
1498416	Stratford	CT		05/16/2024		71,800							107			
1491330	Tujunga	CA		05/10/2024		80,329							166			
1250343	Winston	GA		12/28/2023		35,885							70			
1491293	Gilbert	AZ		05/10/2024		203,037							469			
1400772	Miami	FL		03/26/2024		35,091							65			
1416329	Quapaw	OK		03/27/2024		12,293							1,117			
1067217	Carnelian Bay	CA		12/22/2022		45,756							1,654			
1297439	Allentown	PA		01/30/2024		88,099							149			
1297500	Troy	NY		01/30/2024		81,856							154			
1348898	Houston	TX		03/06/2024		153,682							207			
1331682	Key Largo	FL		02/26/2024		59,359							103			
1080433	Pleasant Grove	UT		05/15/2023		80,703							612			
1297445	Santa Rosa	CA		01/30/2024		290,524							535			
1355917	Miami Beach	FL		03/08/2024		33,310							60			
1348871	Van Nuys	CA		03/06/2024		177,274							408			
1437481	Malibu	CA		04/10/2024		230,444							531			
1383826	Winterville	GA		03/21/2024		21,810							58			
1569297	Long Beach	CA		06/26/2024		90,458							148			
1338155	Newark	NJ		02/27/2024		70,569							121			
1383824	Sautee Nacoochee	GA		03/21/2024		20,054							83			
1337791	Elberton	GA		02/27/2024		14,027							32			
1498525	Brandon	FL		05/16/2024		38,026							59			
1338063	Surfside Beach	SC		02/27/2024		85,204							49			
1233222	Rancho Cucamonga	CA		12/13/2023		491,955							608			
1234837	McLean	VA		12/14/2023		819,490							1,972			
1512057	Homestead	FL		05/23/2024		22,595							46			
1400722	San Antonio	TX		03/26/2024		41,906							74			
1068731	Berwick	ME		04/18/2023		14,767							37			
1498530	Detroit	MI		05/16/2024		7,526							14			
1297408	Cleveland	OH		01/30/2024		42,488							52			
1355786	Asheville	NC		03/08/2024		24,010							50			
1491329	Fresno	CA		05/10/2024		107,024							234			
1297592	Jacksonville	FL		01/30/2024		72,017							141			
1135352	Saint Augustine	FL		10/27/2023		11,319							18			

E02.59

STATEMENT AS OF SEPTEMBER 30, 2024 OF THE First Allmerica Financial Life Insurance Company

**SCHEDULE B - PART 3**

Showing All Mortgage Loans DISPOSED, Transferred or Repaid During the Current Quarter

1 Loan Number	2 Location		4 Loan Type	5 Date Acquired	6 Disposal Date	7 Book Value/ Recorded Investment Excluding Accrued Interest Prior Year	8 Change in Book Value/Recorded Investment					14 Book Value/ Recorded Investment Excluding Accrued Interest on Disposal	15 Consid- eration	16 Foreign Exchange Gain (Loss) on Disposal	17 Realized Gain (Loss) on Disposal	18 Total Gain (Loss) on Disposal
	2 City	3 State					8 Unrealized Valuation Increase/ (Decrease)	9 Current Year's (Amortization) /Accretion	10 Current Year's Other- Than- Temporary Impairment Recognized	11 Capitalized Deferred Interest and Other	12 Total Change in Book Value (8+9-10+11)					
1416592	Nixa	MO		03/27/2024		16,604							1,279			
1437402	Bronx	NY		04/10/2024		103,965							286			
1501415	Austin	TX		05/28/2024		57,302							120			
1093181	Greensboro	NC		08/09/2023		40,415							98			
1491306	Studio City	CA		05/10/2024		317,770							983			
1113082	Bridgeport	CT		10/13/2023		10,471							24			
1417334	Bentonville	AR		03/27/2024		12,400							257			
1512111	Albany	NY		05/23/2024		35,529							74			
1437282	Mesa	AZ		04/10/2024		22,670							46			
1416642	Rogers	AR		03/27/2024		26,685							1,167			
1056085	Baltimore	MD		08/26/2022		5,223							21			
1491076	Tarzana	CA		05/10/2024		70,894							164			
1383638	Fort Lauderdale	FL		03/21/2024		42,197							98			
1113203	Huntsville	AL		10/13/2023		3,212							1			
1414632	Webb City	MO		03/27/2024		4,925							286			
1250485	Colma	CA		12/28/2023		177,747							364			
1210011	Oakland	CA		11/29/2023		146,193							342			
1272084	Dyer	IN		01/09/2024		132,388							305			
1250295	San Tan Valley	AZ		12/28/2023		87,715							118			
1415555	Hot Springs	AR		03/27/2024		2,298							127			
1549084	Naples	FL		06/13/2024		403,477							719			
1355933	Welches	OR		03/08/2024		47,472							97			
1390663	Cortlandt Manor	NY		03/26/2024		63,516							130			
1091586	Austin	TX		07/25/2023		42,770							95			
1069461	New Rochelle	NY		02/23/2023		24,433							49			
1066503	Birmingham	AL		11/22/2022		21,063							54			
1297400	Saint Louis	MO		01/30/2024		47,111							80			
1297418	Borrego Springs	CA		01/30/2024		132,264							288			
1094852	Fort Worth	TX		09/07/2023		9,251							19			
1383776	Jacksonville	FL		03/21/2024		28,774							172			
1086000	Ocean City	MD		05/25/2023		12,292							25			
1086003	Troy	ME		05/25/2023		11,605							19			
1250420	Rochester	NY		12/28/2023		36,085							78			
1290943	Hicksville	NY		01/25/2024		162,275							304			
1549246	McAllen	TX		06/13/2024		15,155							27			
1116917	Bonita	CA		10/13/2023		20,801							31			
1498552	Walker	LA		05/16/2024		21,207							129			
1355897	Pigeon Forge	TN		03/08/2024		28,627							44			
1415648	Pittsburg	KS		03/27/2024		22,635							541			
1126365	Streetsboro	OH		10/20/2023		23,605							51			
1331718	Ojai	CA		02/26/2024		131,822							268			
1348952	Georgetown	TX		03/06/2024		193,368							490			
1339818	Frankfort	MI		02/28/2024		107,488							224			
1417431	Muskogee	OK		03/27/2024		20,873							432			
1415315	Noble	OK		03/27/2024		7,765							185			
1549092	New Haven	CT		06/13/2024		93,876							1,892			
1355848	North Myrtle Beach	SC		03/08/2024		25,287							48			
1297513	Multiple	OH		01/30/2024		309,636							550			
1113113	Lebanon	NH		10/13/2023		3,389							9			
1414700	Bentonville	AR		03/27/2024		10,300							273			
1250292	Philadelphia	PA		12/28/2023		49,936							74			

E02.60

STATEMENT AS OF SEPTEMBER 30, 2024 OF THE First Allmerica Financial Life Insurance Company

**SCHEDULE B - PART 3**

Showing All Mortgage Loans DISPOSED, Transferred or Repaid During the Current Quarter

1 Loan Number	2 Location		4 Loan Type	5 Date Acquired	6 Disposal Date	7 Book Value/ Recorded Investment Excluding Accrued Interest Prior Year	8 Change in Book Value/Recorded Investment					14 Book Value/ Recorded Investment Excluding Accrued Interest on Disposal	15 Consid- eration	16 Foreign Exchange Gain (Loss) on Disposal	17 Realized Gain (Loss) on Disposal	18 Total Gain (Loss) on Disposal
	2 City	3 State					8 Unrealized Valuation Increase/ (Decrease)	9 Current Year's (Amortization) /Accretion	10 Current Year's Other- Than- Temporary Impairment Recognized	11 Capitalized Deferred Interest and Other	12 Total Change in Book Value (8+9-10+11)					
1414586	Norman	OK		03/27/2024		9,632							350			
1414547	Pittsburg	KS		03/27/2024		3,091							110			
1355873	Elkhart	IN		03/08/2024		12,807							17			
1243549	Murrieta	CA		12/21/2023		322,492							630			
1078966	Charlotte	NC		05/09/2023		242,313							685			
1126351	Naples	FL		10/20/2023		187,078							525			
1232941	Storrs Mansfield	CT		12/13/2023		226,270							408			
1549279	Kingston	GA		06/13/2024		41,821							80			
1338026	Detroit	MI		02/27/2024		17,934							37			
1339813	Wolfeboro	NH		02/28/2024		143,438							325			
1297326	Piedmont	SC		01/30/2024		38,657							75			
1383597	Rockford	IL		03/21/2024		18,273							28			
1297625	Gardner	MA		01/30/2024		110,766							221			
1416239	Springfield	MO		03/27/2024		7,936							387			
1355960	Export	PA		03/08/2024		33,621							60			
1383839	Fort Wayne	IN		03/21/2024		26,785							244			
1091600	Port Saint Lucie	FL		07/25/2023		54,382							134			
1565553	Winter Park	CO		06/25/2024		188,867							408			
1333503	Miami Beach	FL		02/26/2024		61,958							126			
1250422	Hicksville	NY		12/28/2023		210,363							427			
1337933	Villas	NJ		02/27/2024		58,000							112			
1339806	Dunkirk	NY		02/28/2024		94,325							210			
1233205	Dallas	TX		12/13/2023		123,091							234			
1224045	Eastvale	CA		12/07/2023		381,012							1,158			
1498518	West Chester	PA		05/16/2024		33,748							67			
1233220	Owens Cross Roads	AL		12/13/2023		98,353							234			
1501386	Tacoma	WA		05/28/2024		71,706							145			
1414742	Little Rock	AR		03/27/2024		19,631							543			
1055966	East Ridge	TN		08/26/2022		6,112							15			
1418740	Marinette	WI		03/28/2024		12,780							24			
1569162	Long Beach	CA		06/26/2024		64,070							304			
1501705	Islamorada	FL		05/28/2024		80,996							196			
1233001	Austin	TX		12/13/2023		384,332							996			
1209795	Cincinnati	OH		11/29/2023		38,038							80			
1290228	Pleasant View	UT		01/25/2024		437,816							4,516			
1569196	McCall	ID		06/26/2024		88,698							217			
1415017	Mansfield	AR		03/27/2024		3,065							219			
1116865	Perris	CA		10/13/2023		13,684							37			
1307515	Elizabeth	NJ		02/08/2024		214,818							425			
1383829	Columbia	SC		03/21/2024		25,930							29			
1126406	Norfolk	VA		10/20/2023		10,657							177			
1126411	North Bergen	NJ		10/20/2023		68,482							101			
1338139	Augusta	GA		02/27/2024		12,207							28			
1356012	Flushing	NY		03/08/2024		72,095							105			
1501360	Brownsville	TX		05/28/2024		21,029							28			
1307606	Garden Grove	CA		02/08/2024		196,555							4,100			
1414664	Hot Springs National	AR		03/27/2024		2,705							114			
1413399	Harrison	AR		03/27/2024		2,034							163			
1080370	Newport Coast	CA		05/15/2023		115,856							499			
1413141	Duncan	OK		03/27/2024		2,162							193			
1056309	Baltimore	MD		08/26/2022		9,769							33			

E02.61

STATEMENT AS OF SEPTEMBER 30, 2024 OF THE First Allmerica Financial Life Insurance Company

**SCHEDULE B - PART 3**

Showing All Mortgage Loans DISPOSED, Transferred or Repaid During the Current Quarter

1 Loan Number	2 Location		4 Loan Type	5 Date Acquired	6 Disposal Date	7 Book Value/ Recorded Investment Excluding Accrued Interest Prior Year	8 Change in Book Value/Recorded Investment					14 Book Value/ Recorded Investment Excluding Accrued Interest on Disposal	15 Consid- eration	16 Foreign Exchange Gain (Loss) on Disposal	17 Realized Gain (Loss) on Disposal	18 Total Gain (Loss) on Disposal
	2 City	3 State					8 Unrealized Valuation Increase/ (Decrease)	9 Current Year's (Amortization) /Accretion	10 Current Year's Other- Than- Temporary Impairment Recognized	11 Capitalized Deferred Interest and Other	12 Total Change in Book Value (8+9-10+11)					
1094268	Stafford	VA		08/28/2023		49,859								172		
1415919	Rogers	AR		03/27/2024		30,354								1,251		
1349039	Upland	CA		03/06/2024		238,587								603		
1349048	Lorena	TX		03/06/2024		95,147								333		
1413876	Plumerville	AR		03/27/2024		6,670								374		
1413928	Bixby	OK		03/27/2024		20,734								1,220		
1056190	Lake Station	IN		08/26/2022		3,939								14		
1568023	Poway	CA		06/26/2024		240,131								419		
1413292	Little Rock	AR		03/27/2024		10,515								875		
1338025	Chicago	IL		02/27/2024		13,451								25		
1569310	Lauderhill	FL		06/26/2024		25,035								106		
1056019	Philadelphia	PA		08/26/2022		6,543								24		
1413083	Tulsa	OK		03/27/2024		6,848								644		
1416673	Prairie Grove	AR		03/27/2024		24,142								609		
1569421	Memphis	TN		06/26/2024		17,067								21		
1491187	Albuquerque	NM		05/10/2024		25,848								54		
1437338	Roswell	GA		04/10/2024		57,697								106		
1135376	North Topsail Beach	NC		10/27/2023		29,637								71		
1224153	Peachtree City	GA		12/07/2023		396,909								1,114		
1390639	Belleair Beach	FL		03/26/2024		64,939								144		
1074138	Jasper	GA		03/28/2023		12,106								28		
1414783	Lawton	OK		03/27/2024		6,452								144		
1416376	Fort Smith	AR		03/27/2024		14,704								465		
1416339	Bentonville	AR		03/27/2024		47,676								1,139		
1415173	Farmington	AR		03/27/2024		14,525								219		
1094194	Humble	TX		08/28/2023		37,075								92		
1086660	Los Angeles	CA		06/08/2023		251,198								581		
1093365	Oyster Bay	NY		08/09/2023		264,704								735		
1491113	Jacksonville	FL		05/10/2024		18,228								40		
1417519	Tulsa	OK		03/27/2024		32,720								667		
1415178	Carl Junction	MO		03/27/2024		13,017								343		
1066475	Bonaire	GA		11/22/2022		47,667								115		
1498409	Worcester	MA		05/16/2024		63,802								94		
1080234	Clearwater	FL		05/15/2023		10,612								1,543		
1080237	Galt	CA		05/15/2023		22,662								56		
1233163	Stephens City	VA		12/13/2023		127,354								291		
1491326	Oxnard	CA		05/10/2024		115,464								253		
1210024	Fresno	CA		11/29/2023		107,900								802		
1232913	Orlando	FL		12/13/2023		415,847								664		
1056189	Huntsville	AL		08/26/2022		7,037								28		
1055868	Albuquerque	NM		08/26/2022		9,266								28		
1437276	Lansdale	PA		04/10/2024		32,225								55		
1437284	Rancho Santa Fe	CA		04/10/2024		235,606								487		
1501487	Youngstown	OH		05/28/2024		24,261								45		
1414942	Pierce City	MO		03/27/2024		7,332								223		
1250390	Middlesex	NJ		12/28/2023		119,829								221		
1383835	St. Louis	MO		03/21/2024		19,832								34		
1086570	Los Angeles	CA		06/08/2023		219,903								332		
1417510	Sapulpa	OK		03/27/2024		33,847								712		
1086634	Bakersfield	CA		06/08/2023		86,882								235		
1414239	Wagoner	OK		03/27/2024		2,906								299		

E02.62

STATEMENT AS OF SEPTEMBER 30, 2024 OF THE First Allmerica Financial Life Insurance Company

**SCHEDULE B - PART 3**

Showing All Mortgage Loans DISPOSED, Transferred or Repaid During the Current Quarter

1 Loan Number	2 Location		4 Loan Type	5 Date Acquired	6 Disposal Date	7 Book Value/ Recorded Investment Excluding Accrued Interest Prior Year	8 Change in Book Value/Recorded Investment					14 Book Value/ Recorded Investment Excluding Accrued Interest on Disposal	15 Consid- eration	16 Foreign Exchange Gain (Loss) on Disposal	17 Realized Gain (Loss) on Disposal	18 Total Gain (Loss) on Disposal
	2 City	3 State					8 Unrealized Valuation Increase/ (Decrease)	9 Current Year's (Amortization) /Accretion	10 Current Year's Other- Than- Temporary Impairment Recognized	11 Capitalized Deferred Interest and Other	12 Total Change in Book Value (8+9-10+11)					
1416181	Broken Arrow	OK		03/27/2024		23,440								511		
1297358	North Top Sail Beach	NC		01/30/2024		408,729								922		
1297383	Dearborn	MI		01/30/2024		38,987								1,387		
1437246	Panama City Beach	FL		04/10/2024		34,677								94		
1290322	Hollister	CA		01/25/2024		448,378								1,076		
1390649	Sherman	TX		03/26/2024		20,662								48		
1501413	Austin	TX		05/28/2024		55,454								117		
1233020	San Lorenzo	CA		12/13/2023		338,202								733		
1091587	Sarasota	FL		07/25/2023		163,705								362		
1418969	Golden	CO		03/28/2024		105,640								230		
1088689	Tazewell	TN		06/28/2023		55,124								382		
1569419	South Bend	IN		06/26/2024		27,749								37		
1055912	Schaumburg	IL		08/26/2022		8,840								43		
1415744	Centerton	AR		03/27/2024		16,605								983		
1297440	Allentown	PA		01/30/2024		66,808								113		
1491424	Antelope	CA		05/10/2024		54,072								127		
1512149	Lakeside	CA		05/23/2024		172,620								277		
1416232	Rogers	AR		03/27/2024		9,152								266		
1416235	Independence	MO		03/27/2024		7,706								170		
1061556	Stratford	CT		10/26/2022		52,682								123		
1491314	St. Augustine	FL		05/10/2024		63,715								122		
1565392	Ocala	FL		06/25/2024		25,571								24		
1250431	Virginia Beach	VA		12/28/2023		82,733								198		
1233218	Jacksonville	FL		12/13/2023		124,354								199		
1094247	Wilmington	CA		08/28/2023		128,346								1,973		
1094791	Upland	CA		09/07/2023		47,759								97		
1501606	Wilkes-barre	PA		05/28/2024		30,776								66		
1199537	Stockton	CA		11/21/2023		109,674								713		
1501435	Dumfries	VA		05/28/2024		58,207								135		
1501721	Braidwood	IL		05/28/2024		56,041								114		
1501723	Lakewood Ranch	FL		05/28/2024		143,349								325		
1290306	San Francisco	CA		01/25/2024		372,447								684		
1337863	Rochester	NY		02/27/2024		13,533								31		
1297429	Lancaster	CA		01/30/2024		71,826								144		
1437433	Granada Hills	CA		04/10/2024		116,916								1,298		
1549175	Palm Desert	CA		06/13/2024		68,943								135		
1297683	Okeechobee	FL		01/30/2024		155,900								312		
1093962	Compton	CA		08/17/2023		144,820								646		
1329299	Philadelphia	PA		02/23/2024		28,386								51		
1250334	Henderson	NV		12/28/2023		35,834								74		
1094205	Pocono Lake	PA		08/28/2023		119,067								305		
1297282	Bronx	NY		01/30/2024		43,521								100		
1297257	Pittsburgh	PA		01/30/2024		60,411								119		
1224134	Tavernier	FL		12/07/2023		627,176								1,772		
1501361	Norwalk	CT		05/28/2024		64,928								88		
1243411	Canal Winchester	OH		12/21/2023		123,973								189		
1096642	Bristow	VA		09/27/2023		87,268								170		
1297436	Bethlehem	PA		01/30/2024		63,257								113		
1088676	Naples	FL		06/28/2023		725,641								1,732		
1088655	San Diego	CA		06/28/2023		274,325								678		
1055972	Cincinnati	OH		08/26/2022		6,421								21		

E02.63



STATEMENT AS OF SEPTEMBER 30, 2024 OF THE First Allmerica Financial Life Insurance Company

**SCHEDULE B - PART 3**

Showing All Mortgage Loans DISPOSED, Transferred or Repaid During the Current Quarter

1 Loan Number	2 Location		4 Loan Type	5 Date Acquired	6 Disposal Date	7 Book Value/ Recorded Investment Excluding Accrued Interest Prior Year	8 Change in Book Value/Recorded Investment					14 Book Value/ Recorded Investment Excluding Accrued Interest on Disposal	15 Consid- eration	16 Foreign Exchange Gain (Loss) on Disposal	17 Realized Gain (Loss) on Disposal	18 Total Gain (Loss) on Disposal
	2 City	3 State					8 Unrealized Valuation Increase/ (Decrease)	9 Current Year's (Amortization) /Accretion	10 Current Year's Other- Than- Temporary Impairment Recognized	11 Capitalized Deferred Interest and Other	12 Total Change in Book Value (8+9-10+11)					
1088913	Upper Darby	PA		06/28/2023		12,191								198		
1569067	Vauxhall	NJ		06/26/2024		67,707								76		
1135345	Conyers	GA		10/27/2023		3,977								9		
1498566	Panama City Beach	FL		05/16/2024		26,887								58		
1418756	Fort Walton Beach	FL		03/28/2024		54,061								122		
1418878	Gastonia	NC		03/28/2024		21,789								45		
1501461	Makawao	HI		05/28/2024		81,743								189		
1491406	Diamond Bar	CA		05/10/2024		134,261								219		
1417191	Nixa	MO		03/27/2024		34,380								775		
1569075	Eastpointe	MI		06/26/2024		13,773								17		
1418951	Hardeeville	SC		03/28/2024		58,337								128		
1413566	Blue Springs	MO		03/27/2024		4,299								309		
1056316	Little Rock	AR		08/26/2022		8,931								35		
1417084	Joplin	MO		03/27/2024		26,776								677		
1250579	Penn Valley	CA		12/28/2023		180,795								366		
1565355	Brooklyn	NY		06/25/2024		359,745								595		
1501662	McAllen	TX		05/28/2024		92,889								129		
1565460	New Bedford	MA		06/25/2024		99,336								123		
1549090	Culpeper	VA		06/13/2024		56,272								850		
1061540	Green Bay	WI		10/26/2022		30,091								70		
1491343	Waxhaw	NC		05/10/2024		223,220								1,005		
1093369	Menifee	CA		08/09/2023		77,800								157		
1056306	Camillus	NY		08/26/2022		16,330								48		
1498532	Winchester	VA		05/16/2024		32,241								69		
1090753	Lake Worth Beach	FL		07/12/2023		80,940								210		
1199506	Fulshear	TX		11/21/2023		120,806								188		
1199508	Los Angeles	CA		11/21/2023		126,006								244		
1199511	Sherwood	AR		11/21/2023		79,458								178		
1080408	Gatlinburg	TN		05/15/2023		43,912								165		
1549260	Warren	MI		06/13/2024		14,130								24		
1209859	Tom River	NJ		11/29/2023		125,393								252		
1290302	Dallas	TX		01/25/2024		103,441								114		
1076115	Dover	FL		04/27/2023		27,593								39		
1094746	North Charleston	SC		09/07/2023		21,192								53		
1349013	North Miami	FL		03/06/2024		152,984								299		
1056174	Harrisburg	PA		08/26/2022		3,609								11		
1290209	Brentwood	TN		01/25/2024		574,266								890		
1338006	Trenton	NJ		02/27/2024		19,199								37		
1094241	Oxford	NJ		08/28/2023		107,006								171		
1549078	New Haven	CT		06/13/2024		73,657								782		
1498572	Indianapolis	IN		05/16/2024		17,291								32		
1339870	Montclair	NJ		02/28/2024		666,264								1,876		
1074121	Anaheim	CA		03/28/2023		107,465								1,011		
1093954	Celina	TX		08/17/2023		382,024								878		
1093960	Port Richey	FL		08/17/2023		71,273								189		
1565628	Granbury	TX		06/25/2024		76,467								82		
1250178	Unionville	VA		12/28/2023		104,260								235		
1250263	Los Angeles	CA		12/28/2023		36,329								66		
1549192	Saint Clair Shores	MI		06/13/2024		12,422								25		
1501613	Converse	TX		05/28/2024		38,295								86		
1199549	Cheltenham	PA		11/21/2023		63,808								1,473		

E02.64

STATEMENT AS OF SEPTEMBER 30, 2024 OF THE First Allmerica Financial Life Insurance Company

**SCHEDULE B - PART 3**

Showing All Mortgage Loans DISPOSED, Transferred or Repaid During the Current Quarter

1 Loan Number	2 Location		4 Loan Type	5 Date Acquired	6 Disposal Date	7 Book Value/ Recorded Investment Excluding Accrued Interest Prior Year	8 Change in Book Value/Recorded Investment					14 Book Value/ Recorded Investment Excluding Accrued Interest on Disposal	15 Consid- eration	16 Foreign Exchange Gain (Loss) on Disposal	17 Realized Gain (Loss) on Disposal	18 Total Gain (Loss) on Disposal
	2 City	3 State					8 Unrealized Valuation Increase/ (Decrease)	9 Current Year's (Amortization) /Accretion	10 Current Year's Other- Than- Temporary Impairment Recognized	11 Capitalized Deferred Interest and Other	12 Total Change in Book Value (8+9-10+11)					
1565461	Hampton	VA		06/25/2024		31,043										38
1056236	Wilmington	DE		08/26/2022		12,834										40
1056269	Memphis	TN		08/26/2022		3,591										11
1307595	Cortlandt Manor	NY		02/08/2024		94,329										191
1413910	Siloam Springs	AR		03/27/2024		3,404										188
1413919	Bartlesville	OK		03/27/2024		2,686										162
1337900	Mars Hill	NC		02/27/2024		44,887										98
1329321	New Braunfels	TX		02/23/2024		42,931										80
1565537	Orem	UT		06/25/2024		43,671										81
1091575	Lewisville	TX		07/25/2023		32,606										96
1565573	Gainesville	FL		06/25/2024		176,439										212
1096559	Sarasota	FL		06/08/2023		296,210										697
1290945	Uniondale	NY		01/25/2024		136,724										263
1199513	Riverside	CA		11/21/2023		119,737										221
1549141	Upper Darby	PA		06/13/2024		24,055										40
1076180	Snohomish	WA		04/27/2023		77,272										182
1390755	North Hollywood	CA		03/26/2024		193,936										365
1390712	Brooklyn	NY		03/26/2024		119,422										237
1390736	Burbank	CA		03/26/2024		72,120										143
1413972	Bartlesville	OK		03/27/2024		5,455										312
1074640	Palm Desert	CA		04/28/2023		91,721										86
1348827	Glendale	AZ		03/06/2024		81,321										195
1074653	Fort Lauderdale	FL		04/28/2023		47,667										103
1413449	Fayetteville	AR		03/27/2024		9,569										683
1418938	Hopewell	VA		03/28/2024		11,778										27
1498540	Miami	FL		05/16/2024		29,632										65
1501512	Canton	OH		05/28/2024		35,334										66
1079285	Lakewood	NJ		05/12/2023		22,534										58
1413568	Mount Vernon	MO		03/27/2024		4,608										305
1417074	Rogers	AR		03/27/2024		11,787										983
1418814	Kansas City	MO		03/28/2024		12,624										28
1090737	Plantation	FL		07/12/2023		38,543										93
1565621	Miami	FL		06/25/2024		102,529										150
1086593	Norfolk	VA		06/08/2023		113,721										340
1234867	Dawsonville	GA		12/14/2023		442,105										1,115
1095351	Fair Lawn	NJ		09/18/2023		123,998										427
1095356	Englewood	NJ		09/18/2023		216,809										83,599
1569120	Magnolia	TX		06/26/2024		56,723										69
1569060	Albany	NY		06/26/2024		35,885										41
1498685	Newton	NJ		05/16/2024		29,982										32
1250359	Lincolnton	GA		12/28/2023		32,438										56
1250588	Woodland Hills	CA		12/28/2023		194,636										2,202
1416699	Overland Park	KS		03/27/2024		38,139										1,028
1233223	Torrance	CA		12/13/2023		571,359										1,022
1549114	Atlanta	GA		06/13/2024		45,465										82
1549128	Indianapolis	IN		06/13/2024		16,294										28
1061564	Sevierville	TN		10/26/2022		189,783										495
1094242	River Vale	NJ		08/28/2023		162,585										383
1094250	Riverside Area	CA		08/28/2023		187,624										475
1491332	Bulverde	TX		05/10/2024		55,570										128
1080361	Treasure Island	FL		05/15/2023		69,601										72

E02.65

STATEMENT AS OF SEPTEMBER 30, 2024 OF THE First Allmerica Financial Life Insurance Company

**SCHEDULE B - PART 3**

Showing All Mortgage Loans DISPOSED, Transferred or Repaid During the Current Quarter

1 Loan Number	2 Location		4 Loan Type	5 Date Acquired	6 Disposal Date	7 Book Value/ Recorded Investment Excluding Accrued Interest Prior Year	8 Change in Book Value/Recorded Investment					14 Book Value/ Recorded Investment Excluding Accrued Interest on Disposal	15 Consid- eration	16 Foreign Exchange Gain (Loss) on Disposal	17 Realized Gain (Loss) on Disposal	18 Total Gain (Loss) on Disposal
	2 City	3 State					8 Unrealized Valuation Increase/ (Decrease)	9 Current Year's (Amortization) /Accretion	10 Current Year's Other- Than- Temporary Impairment Recognized	11 Capitalized Deferred Interest and Other	12 Total Change in Book Value (8+9-10+11)					
1250151	Richmond	VA		12/28/2023		70,344							143			
1501441	Las Vegas	NV		05/28/2024		34,684							79			
1549231	Warner Robins	GA		06/13/2024		16,822							34			
1415299	Springdale	AR		03/27/2024		4,182							595			
1087360	Boca Raton	FL		06/21/2023		757,989							12,650			
1090779	Mooresville	NC		07/12/2023		27,540							72			
1080381	Woodland Hills	CA		05/15/2023		87,914							244			
1338047	Norfolk	VA		02/27/2024		21,073							39			
1418950	Colorado Springs	CO		03/28/2024		116,775							256			
1088606	Barrington	IL		06/28/2023		461,689							958			
1088623	Ocoee	FL		06/28/2023		269,859							439			
1491081	Skokie	IL		05/10/2024		52,588							127			
1491119	Palatka	FL		05/10/2024		15,641							33			
1250202	Brooklyn	NY		12/28/2023		264,968							549			
1307616	San Mateo	CA		02/08/2024		731,881							1,630			
1418934	Cincinnati	OH		03/28/2024		12,686							147			
1329220	Cadiz	KY		02/23/2024		48,859							112			
1094267	Escondido	CA		08/28/2023		251,795							657			
1224096	Midway	UT		12/07/2023		688,987							1,758			
1079283	Fairview	NJ		05/12/2023		60,195							156			
1501447	Pompano Beach	FL		05/28/2024		46,883							93			
1088876	Glendale	CA		06/28/2023		41,997							125			
1088879	Davenport	FL		06/28/2023		41,590							278			
1415589	Coweta	OK		03/27/2024		4,483							650			
1415597	Plumerville	AR		03/27/2024		23,107							572			
1205315	West Palm Beach	FL		11/28/2023		94,730							184			
1437181	Clemmons	NC		04/10/2024		18,154							720			
1307518	Cleveland	OH		02/08/2024		39,193							66			
1549130	Livonia	MI		06/13/2024		26,359							45			
1250449	Princeton	TX		12/28/2023		68,323							134			
1512139	Southold	NY		05/23/2024		234,344							547			
1414377	Bentonville	AR		03/27/2024		11,264							369			
1272117	Beltsville	MD		01/09/2024		91,621							15,911			
1415426	Joplin	MO		03/27/2024		8,813							205			
1088823	Garner	NC		06/28/2023		51,585							144			
1088629	Glendale	CA		06/28/2023		695,194							1,495			
1549223	South Chesterfield	VA		06/13/2024		36,128							71			
1349046	Fountain Valley	CA		03/06/2024		201,307							692			
1232953	Waxahachie	TX		12/13/2023		238,590							550			
1348949	Palm Springs	CA		03/06/2024		72,962							147			
1349140	Fawnskin	CA		03/06/2024		90,906							207			
1415020	Siloam Springs	AR		03/27/2024		12,065							381			
1233097	Sebastopol	CA		12/13/2023		302,227							703			
1414413	Flippin	AR		03/27/2024		3,403							129			
1414484	Fairfield Bay	AR		03/27/2024		4,333							106			
1096639	University Park	FL		09/27/2023		78,935							171			
1383532	Charleston	SC		03/21/2024		121,379							228			
1565506	Whitewater	WI		06/25/2024		87,634							110			
1491270	Phoenix	AZ		05/10/2024		46,131							101			
1414563	Fort Smith	AR		03/27/2024		1,878							134			
1414568	Edmond	OK		03/27/2024		8,051							351			

E02.66

STATEMENT AS OF SEPTEMBER 30, 2024 OF THE First Allmerica Financial Life Insurance Company

**SCHEDULE B - PART 3**

Showing All Mortgage Loans DISPOSED, Transferred or Repaid During the Current Quarter

1 Loan Number	2 Location		4 Loan Type	5 Date Acquired	6 Disposal Date	7 Book Value/ Recorded Investment Excluding Accrued Interest Prior Year	8 Change in Book Value/Recorded Investment					14 Book Value/ Recorded Investment Excluding Accrued Interest on Disposal	15 Consid- eration	16 Foreign Exchange Gain (Loss) on Disposal	17 Realized Gain (Loss) on Disposal	18 Total Gain (Loss) on Disposal
	2 City	3 State					8 Unrealized Valuation Increase/ (Decrease)	9 Current Year's (Amortization) /Accretion	10 Current Year's Other- Than- Temporary Impairment Recognized	11 Capitalized Deferred Interest and Other	12 Total Change in Book Value (8+9-10+11)					
1355794	Cape Coral	FL		03/08/2024		43,863										83
1356089	Interlaken	NJ		03/08/2024		73,711										180
1356064	Bay Shore	NY		03/08/2024		59,843										111
1080324	Dearborn Heights	MI		05/15/2023		70,723										165
1080389	Saint Petersburg	FL		05/15/2023		130,663										395
1209763	Modesto	CA		11/29/2023		154,682										324
1565578	Hudsonville	MI		06/25/2024		29,773										52
1290417	Northridge Area, Los Angeles	CA		01/25/2024		401,369										898
1498553	Seminole	FL		05/16/2024		78,898										165
1491162	Alhambra	CA		05/10/2024		180,832										444
1413212	Joplin	MO		03/27/2024		3,335										308
1413184	Fort Smith	AR		03/27/2024		6,293										525
1094236	Bloomington	NJ		08/28/2023		82,512										211
1055975	Chicago	IL		08/26/2022		12,469										44
1569150	Bloomfield	CT		06/26/2024		55,660										69
1290927	Hebron	KY		01/25/2024		90,083										174
1292893	Glendale	CA		01/26/2024		522,967									1,016	
1491333	Hollywood	FL		05/10/2024		71,832										149
1569094	Katy	TX		06/26/2024		29,116										34
1056043	Allentown	PA		08/26/2022		12,518										46
1416707	Poteau	OK		03/27/2024		12,216										264
1501518	Hagerstown	MD		05/28/2024		54,658										105
1329239	Monticello	NY		02/23/2024		45,061										69
1250177	Dillon	MT		12/28/2023		54,157										118
1233033	Coram	NY		12/13/2023		220,183										494
1569134	Baltimore	MD		06/26/2024		34,004										56
1093354	Hallandale Beach	FL		08/09/2023		46,286										116
1094920	San Antonio	TX		09/07/2023		39,876										80
1086585	Los Angeles	CA		06/08/2023		178,449										398
1338020	Santa Barbara	CA		02/27/2024		125,923										227
1209775	Lindale	TX		11/29/2023		45,926										107
1355857	Tucson	AZ		03/08/2024		29,066										61
1569206	Tucson	AZ		06/26/2024		82,812										121
1205253	Long Beach	NY		11/28/2023		163,521										322
1491178	Los Angeles	CA		05/10/2024		58,401										3,458
1061549	Sevierville	TN		10/26/2022		199,148										535
1093309	Holmes Beach	FL		08/09/2023		26,326										157
1096602	Port Charlotte	FL		09/27/2023		31,928										70
1085944	Clearwater	FL		05/25/2023		8,360										29
1209737	Danbury	CT		11/29/2023		61,327										999
1491397	Arrowhead Villas	CA		05/10/2024		71,573										197
1209989	Glen Mills	PA		11/29/2023		113,803										262
1565550	Centerville	MA		06/25/2024		99,293										151
1272073	Tustin	CA		01/09/2024		335,526										645
1234853	Andover	MA		12/14/2023		450,359										1,257
1250542	Waianae	HI		12/28/2023		234,938										605
1307492	Edmond	WV		02/08/2024		82,576										132
1390787	Denton	TX		03/26/2024		44,301										97
1056007	Philadelphia	PA		08/26/2022		7,933										25
1355876	Little Elm	TX		03/08/2024		24,525										52
1297421	Uniondale	NY		01/30/2024		145,631										276

E02.67

STATEMENT AS OF SEPTEMBER 30, 2024 OF THE First Allmerica Financial Life Insurance Company

**SCHEDULE B - PART 3**

Showing All Mortgage Loans DISPOSED, Transferred or Repaid During the Current Quarter

1 Loan Number	2 Location		4 Loan Type	5 Date Acquired	6 Disposal Date	7 Book Value/ Recorded Investment Excluding Accrued Interest Prior Year	8 Change in Book Value/Recorded Investment					14 Book Value/ Recorded Investment Excluding Accrued Interest on Disposal	15 Consid- eration	16 Foreign Exchange Gain (Loss) on Disposal	17 Realized Gain (Loss) on Disposal	18 Total Gain (Loss) on Disposal
	2 City	3 State					8 Unrealized Valuation Increase/ (Decrease)	9 Current Year's (Amortization) /Accretion	10 Current Year's Other- Than- Temporary Impairment Recognized	11 Capitalized Deferred Interest and Other	12 Total Change in Book Value (8+9-10+11)					
1565590	Surf City	NC		06/25/2024		146,322								108		
1569430	Hazelwood	MO		06/26/2024		25,384								32		
1292844	Augusta	GA		01/26/2024		58,714								122		
1250547	Kissimmee	FL		12/28/2023		59,747								221		
1085945	Westwood	NJ		05/25/2023		25,440								49		
1209833	Jupiter	FL		11/29/2023		145,486								327		
1292789	Middletown	NY		01/26/2024		63,561								130		
1307569	Springdale	AR		02/08/2024		161,019								238		
1135295	Woodland Hills	CA		10/27/2023		36,323								94		
1135328	Forth Worth	TX		10/27/2023		5,911								14		
1338154	Jacksonville	FL		02/27/2024		187,132								4,020		
1383800	Allentown	PA		03/21/2024		35,091								82		
1416770	Neosho	MO		03/27/2024		16,766								515		
1491267	Charlotte	NC		05/10/2024		154,257								332		
1501530	Phoenix	AZ		05/28/2024		99,271								207		
1090788	Hinesville	GA		07/12/2023		28,283								57		
1080375	Miami	FL		05/15/2023		79,372								1,011		
1491114	Cleveland	OH		05/10/2024		38,557								43		
1085889	Oceanside	CA		05/25/2023		34,426								69		
1290388	Pasco	WA		01/25/2024		70,285								561		
1290404	Whittier	CA		01/25/2024		281,923								572		
1437174	Fort Worth	TX		04/10/2024		19,619								60		
1417125	Greenwood	MO		03/27/2024		12,441								534		
1076160	Rockport	TX		04/27/2023		112,176								224		
1569072	Gatlinburg	TN		06/26/2024		190,059								271		
1383827	Virginia Beach	VA		03/21/2024		15,033								35		
1383802	West Park	FL		03/21/2024		33,665								52		
1224150	Lake Stevens	WA		12/07/2023		707,911								2,024		
1055893	St Petersburg	FL		08/26/2022		11,879								42		
1078908	Scottsdale	AZ		05/09/2023		104,314								861		
1078927	Collierville	TN		05/09/2023		130,002								448		
1292903	Myrtle Beach	SC		01/26/2024		56,470								89		
1501540	Burlington	NC		05/28/2024		25,462								44		
1437373	Jamaica	NY		04/10/2024		66,084								140		
1356006	Naples	FL		03/08/2024		24,510								53		
1565440	Bakersfield	CA		06/25/2024		66,939								88		
1417483	Rogers	AR		03/27/2024		22,856								469		
1491179	Houston	TX		05/10/2024		31,035								799		
1068603	Chicago	IL		01/26/2023		13,239								26		
1093307	Mabank	TX		08/09/2023		37,888								83		
1416887	Merriam	KS		03/27/2024		13,493								311		
1418830	Brooklyn	NY		03/28/2024		98,319								220		
1068680	Destin	FL		04/18/2023		51,112								190		
1413933	Springdale	AR		03/27/2024		2,172								206		
1077404	San Antonio	TX		05/03/2023		34,786								93		
1501625	Jacksonville	FL		05/28/2024		26,798								60		
1250205	Haverstraw	NY		12/28/2023		96,480								165		
1417018	Rogers	AR		03/27/2024		10,636								244		
1250607	Tempe City	CA		12/28/2023		353,911								1,471		
1135368	Beaumont	CA		10/27/2023		9,026								19		
1094745	Denver	CO		09/07/2023		25,985								61		

E02.68

STATEMENT AS OF SEPTEMBER 30, 2024 OF THE First Allmerica Financial Life Insurance Company

**SCHEDULE B - PART 3**

Showing All Mortgage Loans DISPOSED, Transferred or Repaid During the Current Quarter

1 Loan Number	2 Location		4 Loan Type	5 Date Acquired	6 Disposal Date	7 Book Value/ Recorded Investment Excluding Accrued Interest Prior Year	8 Change in Book Value/Recorded Investment					14 Book Value/ Recorded Investment Excluding Accrued Interest on Disposal	15 Consid- eration	16 Foreign Exchange Gain (Loss) on Disposal	17 Realized Gain (Loss) on Disposal	18 Total Gain (Loss) on Disposal
	2 City	3 State					8 Unrealized Valuation Increase/ (Decrease)	9 Current Year's (Amortization) /Accretion	10 Current Year's Other- Than- Temporary Impairment Recognized	11 Capitalized Deferred Interest and Other	12 Total Change in Book Value (8+9-10+11)					
1066501	Pueblo	CO		11/22/2022		51,553								119		
1413843	Tahlequah	OK		03/27/2024		3,806								209		
1068711	Chicago	IL		04/18/2023		15,491								162		
1094813	Miami	FL		09/07/2023		56,197								104		
1078903	Delafield	WI		05/09/2023		108,603								387		
1080148	Riverside	CA		05/15/2023		40,653								88		
1094915	Jacksonville	FL		09/07/2023		55,006								120		
1090781	Sugar Land	TX		07/12/2023		48,982								106		
1210022	San Diego	CA		11/29/2023		185,161								519		
1085876	Gulf Breeze	FL		05/25/2023		28,343								69		
1491201	Bowie	MD		05/10/2024		37,997								67		
1333430	Houston	TX		02/26/2024		19,467								44		
1056111	Allentown	PA		08/26/2022		4,389								10		
1498425	Long Beach	CA		05/16/2024		39,958								86		
1501424	Wheatley Heights	NY		05/28/2024		61,358								135		
1413941	Bryant	AR		03/27/2024		2,035								195		
1055931	Aurora	IL		08/26/2022		6,612								23		
1418752	Aurora	IL		03/28/2024		17,872								40		
1491383	La Canada Flintridge	CA		05/10/2024		447,982								879		
1339929	San Jose	CA		02/28/2024		380,850								868		
1501594	Los Angeles	CA		05/28/2024		308,295								643		
1501610	Venice	FL		05/28/2024		34,812								78		
1390776	Lake Havasu City	AZ		03/26/2024		162,045								1,368		
1569215	Kansas City	MO		06/26/2024		60,350								117		
1076161	Hallandale Beach	FL		04/27/2023		111,542								335		
1086590	West Palm Beach	FL		06/08/2023		474,858								1,218		
1491352	Dublin	OH		05/10/2024		42,492								110		
1209786	Brooklyn	NY		11/29/2023		151,013								318		
1491283	San Jacinto	CA		05/10/2024		59,513								151		
1224147	Riverside	CA		12/07/2023		676,009								2,260		
1056267	Oklahoma City	OK		08/26/2022		8,101								23		
1056237	Baldwinsville	NY		08/26/2022		8,096								40		
1090771	Apex	NC		07/12/2023		35,917								293		
1416565	Harrisburg	AR		03/27/2024		3,587								72		
1512124	Collinsville	IL		05/23/2024		25,488								46		
1498543	Thomasville	NC		05/16/2024		7,585								13		
1093180	Fort Worth	TX		08/09/2023		32,170								80		
1093202	Converse	TX		08/09/2023		36,679								95		
1093226	Jackson	NJ		08/09/2023		88,598								181		
1086604	Dallas	TX		06/08/2023		59,881								888		
1067182	McKees Rocks	PA		12/22/2022		30,590								47		
1091705	San Antonio	TX		07/25/2023		18,536								36		
1512142	Holmdel	NJ		05/23/2024		320,621								760		
1094794	Bend	OR		09/07/2023		54,166								134		
1126363	Warren	OH		10/20/2023		37,584								116		
1491277	Gulfport	FL		05/10/2024		195,983								364		
1491288	Santa Ana	CA		05/10/2024		102,501								33,713		
1074589	Summerville	SC		03/29/2023		11,908								88		
1383688	Charlotte	NC		03/21/2024		26,275								46		
1094271	Sebastopol	CA		08/28/2023		141,668								340		
1080360	Folly Beach	SC		05/15/2023		30,842								921		

E02.69

STATEMENT AS OF SEPTEMBER 30, 2024 OF THE First Allmerica Financial Life Insurance Company

**SCHEDULE B - PART 3**

Showing All Mortgage Loans DISPOSED, Transferred or Repaid During the Current Quarter

1 Loan Number	2 Location		4 Loan Type	5 Date Acquired	6 Disposal Date	7 Book Value/ Recorded Investment Excluding Accrued Interest Prior Year	8 Change in Book Value/Recorded Investment					14 Book Value/ Recorded Investment Excluding Accrued Interest on Disposal	15 Consid- eration	16 Foreign Exchange Gain (Loss) on Disposal	17 Realized Gain (Loss) on Disposal	18 Total Gain (Loss) on Disposal
	2 City	3 State					8 Unrealized Valuation Increase/ (Decrease)	9 Current Year's (Amortization) /Accretion	10 Current Year's Other- Than- Temporary Impairment Recognized	11 Capitalized Deferred Interest and Other	12 Total Change in Book Value (8+9-10+11)					
1080368	Millcreek	UT		05/15/2023		51,817								162		
1415783	Springdale	AR		03/27/2024		20,242								465		
1078877	Oxnard	CA		05/09/2023		123,181								132		
1416604	Fort Smith	AR		03/27/2024		15,658								395		
1093345	Green Bay	WI		08/09/2023		81,849								143		
1491168	Goose Creek	SC		05/10/2024		24,572								50		
1076179	Germantown	TN		04/27/2023		123,494								241		
1400811	Moosic	PA		03/26/2024		18,119								28		
1061566	Ocean Springs	MS		10/26/2022		49,386								123		
1056040	New Haven	CT		08/26/2022		9,221								32		
1290401	North Port	FL		01/25/2024		137,530								297		
1416762	Tulsa	OK		03/27/2024		8,622								186		
1418918	Anaheim	CA		03/28/2024		64,449								152		
1501505	Gary	IN		05/28/2024		49,913								93		
1074124	Bloomington	CA		03/28/2023		100,554								221		
1329210	Oakland	CA		02/23/2024		116,693								232		
1297364	Kansas City	MO		01/30/2024		39,102								61		
1501432	Los Angeles	CA		05/28/2024		166,993								349		
1055976	Surfside Beach	SC		08/26/2022		15,109								45		
1355880	Los Angeles	CA		03/08/2024		236,498								430		
1250432	Coral Springs	FL		12/28/2023		120,595								263		
1491095	Texas City	TX		05/10/2024		20,842								37		
1416614	Lees Summit	MO		03/27/2024		21,053								463		
1416663	Fort Smith	AR		03/27/2024		38,301								1,176		
1209831	Fort Lauderdale	FL		11/29/2023		127,953								238		
1232933	Edison	NJ		12/13/2023		276,757								593		
1565376	Lithonia	GA		06/25/2024		48,046								134		
1512045	South Bloomingville	OH		05/23/2024		151,631								205		
1209748	Nazareth	PA		11/29/2023		86,580								165		
1290294	San Jose	CA		01/25/2024		391,297								614		
1272074	El Paso	TX		01/09/2024		96,572								1,093		
1337753	Knoxville	TN		02/27/2024		86,632								157		
1232919	Nutley	NJ		12/13/2023		205,710								405		
1549280	Blue Springs	MO		06/13/2024		134,509								238		
1056338	Palm Coast	FL		08/26/2022		14,619								53		
1224079	Efland	NC		12/07/2023		444,447								1,138		
1338000	Multiple Properties	NJ		02/27/2024		41,789								96		
1549156	Cleveland	OH		06/13/2024		25,161								43		
1091663	Miami Beach	FL		07/25/2023		41,094								129		
1116864	Miami	FL		10/13/2023		24,544								370		
1088628	Barnesville	GA		06/28/2023		131,888								286		
1093419	Los Angeles	CA		08/09/2023		181,400								1,943		
1077388	Lilburn	GA		05/03/2023		107,465								223		
1077394	Manchester	NH		05/03/2023		63,711								141		
1209809	San Antonio	TX		11/29/2023		41,686								32		
1135258	Scottsdale	AZ		10/27/2023		26,035								54		
1416811	Springdale	AR		03/27/2024		26,081								573		
1565474	Dunmore	PA		06/25/2024		26,674								46		
1056002	Indianapolis	IN		08/26/2022		3,051								10		
1209747	Morgantown	WV		11/29/2023		25,698								4,694		
1233195	Philadelphia	PA		12/13/2023		168,942								323		

E02.70

STATEMENT AS OF SEPTEMBER 30, 2024 OF THE First Allmerica Financial Life Insurance Company

**SCHEDULE B - PART 3**

Showing All Mortgage Loans DISPOSED, Transferred or Repaid During the Current Quarter

1 Loan Number	2 Location		4 Loan Type	5 Date Acquired	6 Disposal Date	7 Book Value/ Recorded Investment Excluding Accrued Interest Prior Year	8 Change in Book Value/Recorded Investment					14 Book Value/ Recorded Investment Excluding Accrued Interest on Disposal	15 Consid- eration	16 Foreign Exchange Gain (Loss) on Disposal	17 Realized Gain (Loss) on Disposal	18 Total Gain (Loss) on Disposal
	2 City	3 State					8 Unrealized Valuation Increase/ (Decrease)	9 Current Year's (Amortization) /Accretion	10 Current Year's Other- Than- Temporary Impairment Recognized	11 Capitalized Deferred Interest and Other	12 Total Change in Book Value (8+9-10+11)					
1250125	Tampa	FL		12/28/2023		47,421								93		
1565421	Baytown	TX		06/25/2024		33,983								252		
1056308	Hallandale Beach	FL		08/26/2022		7,998								43		
1565602	Venice	FL		06/25/2024		79,722								107		
1290277	Clarkston	GA		01/25/2024		52,239								106		
1290863	Trenton	NJ		01/25/2024		47,559								73		
1093988	Southwest Ranches	FL		08/17/2023		859,784							7,453			
1056175	Baltimore	MD		08/26/2022		7,772								25		
1414164	Norman	OK		03/27/2024		16,736								763		
1091619	Doral	FL		07/25/2023		27,479								68		
1339960	Harrisburg	PA		02/28/2024		11,527								26		
1549245	Albany	NY		06/13/2024		43,975								78		
1416281	Fort Smith	AR		03/27/2024		92,023							1,987			
1416315	Springfield	MO		03/27/2024		4,055								652		
1290397	Kihei	HI		01/25/2024		259,147								629		
1290416	Garden Grove	CA		01/25/2024		140,297								265		
1437183	Chicago	IL		04/10/2024		27,195								47		
1290849	Islip	NY		01/25/2024		168,132								850		
1290898	Denison	TX		01/25/2024		84,915								199		
1337849	Forest Park	GA		02/27/2024		17,766								33		
1329279	Auburn	CA		02/23/2024		57,077								88		
1333504	Bowie	MD		02/26/2024		21,098								36		
1512110	Clifton	NJ		05/23/2024		85,733								127		
1074651	Bates City	MO		04/28/2023		79,013								129		
1055953	Joliet	IL		08/26/2022		7,177								23		
1116885	Los Angeles	CA		10/13/2023		15,021								35		
1233042	Van Nuys	CA		12/13/2023		390,101							1,779			
1297461	Scranton	PA		01/30/2024		49,069								55		
1549112	Bay Shore	NY		06/13/2024		55,382								113		
1414506	Lockwood	MO		03/27/2024		4,800								149		
1414611	Van Buren	AR		03/27/2024		2,026								94		
1383619	Fountain Valley	CA		03/21/2024		124,527								257		
1337923	Aberdeen	WA		02/27/2024		16,390								35		
1415486	Branson	MO		03/27/2024		14,501								343		
1331654	Marco Island	FL		02/26/2024		60,477								112		
1250545	Los Osos	CA		12/28/2023		99,342								234		
1565554	Plantation	FL		06/25/2024		22,118								200		
1233054	Miramar Beach	FL		12/13/2023		1,345,558							1,975			
1501418	Austin	TX		05/28/2024		55,454								117		
1498637	Detroit	MI		05/16/2024		18,600								42		
1569480	Lockport	NY		06/26/2024		27,707								38		
1491202	Indianapolis	IN		05/10/2024		36,214								56		
1417615	Yukon	OK		03/27/2024		25,141								520		
1355867	Queens Village	NY		03/08/2024		70,587								33		
1077395	Houston	TX		05/03/2023		62,838								194		
1137103	Edgewood	MD		10/30/2023		50,308								112		
1501607	Carbondale	PA		05/28/2024		31,179								59		
1355853	Pigeon Forge	TN		03/08/2024		52,879								97		
1565534	Park City	UT		06/25/2024		232,847								354		
1093388	Portland	OR		08/09/2023		96,869								232		
1416920	Mena	AR		03/27/2024		6,738								146		

E02.71



STATEMENT AS OF SEPTEMBER 30, 2024 OF THE First Allmerica Financial Life Insurance Company

**SCHEDULE B - PART 3**

Showing All Mortgage Loans DISPOSED, Transferred or Repaid During the Current Quarter

1 Loan Number	2 Location		4 Loan Type	5 Date Acquired	6 Disposal Date	7 Book Value/ Recorded Investment Excluding Accrued Interest Prior Year	8 Change in Book Value/Recorded Investment					14 Book Value/ Recorded Investment Excluding Accrued Interest on Disposal	15 Consid- eration	16 Foreign Exchange Gain (Loss) on Disposal	17 Realized Gain (Loss) on Disposal	18 Total Gain (Loss) on Disposal
	2 City	3 State					8 Unrealized Valuation Increase/ (Decrease)	9 Current Year's (Amortization) /Accretion	10 Current Year's Other- Than- Temporary Impairment Recognized	11 Capitalized Deferred Interest and Other	12 Total Change in Book Value (8+9-10+11)					
1348821	Columbus	OH		03/06/2024		47,000								127		
1569582	Coconut Creek	FL		06/26/2024		38,590								141		
1090118	Lake Charles	LA		07/10/2023		68,920								303		
1090734	North Miami Beach	FL		07/12/2023		70,458								235		
1565530	Los Angeles	CA		06/25/2024		210,587								233		
1094744	Denver	CO		09/07/2023		22,702								55		
1069503	Salt Lake City	UT		02/24/2023		40,244								80		
1418755	Charlotte	NC		03/28/2024		21,477								52		
1113095	Newark	NJ		10/13/2023		13,118								30		
1078887	Westminster	CO		05/09/2023		336,123								1,257		
1078917	New River	AZ		05/09/2023		199,847								578		
1080177	Brentwood	CA		05/15/2023		43,079								98		
1080178	Menifee	CA		05/15/2023		53,709								119		
1126374	Cape Carteret	NC		10/20/2023		58,069								102		
1292784	Shelton	CT		01/26/2024		115,566								264		
1056243	Bronx	NY		08/26/2022		31,863								131		
1501632	Charlotte	NC		05/28/2024		45,624								105		
1250219	Doral	FL		12/28/2023		144,720								248		
1416952	Lees Summit	MO		03/27/2024		34,109								731		
1074160	Powhatan	VA		03/28/2023		52,939								70		
1512118	Sykesville	MD		05/23/2024		60,205								120		
1135371	Niceville	FL		10/27/2023		11,910								26		
1496630	Lorain	OH		05/16/2024		8,958								21		
1093237	Secaucus	NJ		08/09/2023		47,476								103		
1077370	Far Rockaway	NY		05/03/2023		202,250								473		
1417481	Drexel	MO		03/27/2024		47,369								1,388		
1068724	Seattle	WA		04/18/2023		57,696								208		
1418716	Jacksonville	FL		03/28/2024		21,470								44		
1091726	Orlando	FL		07/25/2023		16,588								43		
1126361	Firestone	CO		10/20/2023		33,629								79		
1568022	San Rafael	CA		06/26/2024		290,216								448		
1567964	Saint Augustine	FL		06/26/2024		367,782								711		
1074605	Chicago	IL		03/29/2023		11,206								16		
1290328	Panama City Beach	FL		01/25/2024		123,165								304		
1501406	Hilton Head Island	SC		05/28/2024		49,292								104		
1080363	Edmonds	WA		05/15/2023		93,141								258		
1415745	Hindsville	AR		03/27/2024		13,721								381		
1210032	Glen Head	NY		11/29/2023		609,729								1,331		
1416613	Tulsa	OK		03/27/2024		62,567								1,344		
1491253	Philadelphia	PA		05/10/2024		22,783								47		
1569446	Mount Clemens	MI		06/26/2024		32,819								38		
1501378	Casselberry	FL		05/28/2024		62,281								82		
1290383	Las Vegas	NV		01/25/2024		339,949								759		
1241755	Boonton	NJ		12/21/2023		225,906								503		
1232907	Los Angeles	CA		12/13/2023		391,947								877		
1055898	Philadelphia	PA		08/26/2022		8,452								28		
1355870	Wilmington	DE		03/08/2024		21,794								42		
1135397	Port Wentworth	GA		10/27/2023		9,273								20		
1056251	Milwaukee	WI		08/26/2022		8,624								26		
1501642	La Quinta	CA		05/28/2024		332,139								712		
1090093	Miami	FL		06/30/2023		417,648								1,045		

E02.72

STATEMENT AS OF SEPTEMBER 30, 2024 OF THE First Allmerica Financial Life Insurance Company

**SCHEDULE B - PART 3**

Showing All Mortgage Loans DISPOSED, Transferred or Repaid During the Current Quarter

1 Loan Number	2 Location		4 Loan Type	5 Date Acquired	6 Disposal Date	7 Book Value/ Recorded Investment Excluding Accrued Interest Prior Year	8 Change in Book Value/Recorded Investment					14 Book Value/ Recorded Investment Excluding Accrued Interest on Disposal	15 Consid- eration	16 Foreign Exchange Gain (Loss) on Disposal	17 Realized Gain (Loss) on Disposal	18 Total Gain (Loss) on Disposal	
	2 City	3 State					8 Unrealized Valuation Increase/ (Decrease)	9 Current Year's (Amortization) /Accretion	10 Current Year's Other- Than- Temporary Impairment Recognized	11 Capitalized Deferred Interest and Other	12 Total Change in Book Value (8+9-10+11)						13 Total Foreign Exchange Change in Book Value
1093189	Mabank	TX		08/09/2023		37,569											.88
1086608	San Antonio	TX		06/08/2023		58,559											102
1080425	Durham	CA		05/15/2023		96,248											438
1232947	Mission Viejo	CA		12/13/2023		376,268											955
1091651	Charlotte	NC		07/25/2023		10,072											26
1091647	Los Angeles	CA		07/25/2023		25,476											63
1569169	Folsom	CA		06/26/2024		136,697											237
1437310	Norfolk	VA		04/10/2024		19,683											31
1224017	Durango	CO		12/07/2023		669,274											1,696
1224027	Santa Rosa	CA		12/07/2023		567,407											2,129
1501726	Sparta	GA		05/28/2024		63,714											133
1209762	Sedona	AZ		11/29/2023		286,264											650
1224122	Fullerton	CA		12/07/2023		394,884											1,108
1290303	Aledo	TX		01/25/2024		177,119											399
1272050	Renton	WA		01/09/2024		256,464											485
1498636	Lakeland	FL		05/16/2024		25,695											50
1549244	St. Louis	MO		06/13/2024		16,603											22
1113135	Los Angeles	CA		10/13/2023		14,776											35
1250488	Aztec	NM		12/28/2023		84,966											205
1415767	Alma	AR		03/27/2024		10,558											246
1077414	Daly City	CA		05/03/2023		366,855											879
1418897	Davenport	FL		03/28/2024		11,651											26
1400724	Canton	GA		03/26/2024		31,489											295
1565518	Belleveue	WA		06/25/2024		382,824											549
1565536	Scott	AR		06/25/2024		159,479											168
1416863	Oklahoma City	OK		03/27/2024		45,629											1,013
1074127	Raleigh	NC		03/28/2023		68,054											114
1078911	Myrtle Beach	SC		05/09/2023		116,376											917
1417520	Cabot	AR		03/27/2024		30,395											631
1068719	Pigeon Forge	TN		04/18/2023		39,605											118
1113067	Nyack	NY		10/13/2023		23,011											54
1091703	Smyrna	GA		07/25/2023		20,741											47
1069646	Shoreline	WA		02/24/2023		105,706											194
1512151	Paulsboro	NJ		05/23/2024		49,433											124
1224032	Nashville	TN		12/07/2023		769,279											2,115
1290345	Cypress	TX		01/25/2024		107,626											216
1337960	Huntsville	AL		02/27/2024		19,857											103
1068602	Melbourne	FL		01/26/2023		18,412											31
1056258	Philadelphia	PA		08/26/2022		7,278											24
1416579	Bentonville	AR		03/27/2024		15,928											906
1512140	Westfield	NJ		05/23/2024		279,810											679
1498541	Erie	PA		05/16/2024		8,397											17
1290408	Katy	TX		01/25/2024		94,231											219
1297301	Lakewood	CO		01/30/2024		250,987											201
1297302	Cleveland	OH		01/30/2024		37,013											73
1086596	Troy	NY		06/08/2023		35,263											84
1565531	Houston	TX		06/25/2024		56,732											40
1383673	Leesburg	FL		03/21/2024		25,666											88
1067192	Mineral Bluff	GA		12/22/2022		97,053											224
1417458	Tulsa	OK		03/27/2024		7,082											2,120
1066509	Cleburne	TX		11/22/2022		32,284											86

E02.73

STATEMENT AS OF SEPTEMBER 30, 2024 OF THE First Allmerica Financial Life Insurance Company

**SCHEDULE B - PART 3**

Showing All Mortgage Loans DISPOSED, Transferred or Repaid During the Current Quarter

1 Loan Number	2 Location		4 Loan Type	5 Date Acquired	6 Disposal Date	7 Book Value/ Recorded Investment Excluding Accrued Interest Prior Year	8 Change in Book Value/Recorded Investment					14 Book Value/ Recorded Investment Excluding Accrued Interest on Disposal	15 Consid- eration	16 Foreign Exchange Gain (Loss) on Disposal	17 Realized Gain (Loss) on Disposal	18 Total Gain (Loss) on Disposal
	2 City	3 State					8 Unrealized Valuation Increase/ (Decrease)	9 Current Year's (Amortization) /Accretion	10 Current Year's Other- Than- Temporary Impairment Recognized	11 Capitalized Deferred Interest and Other	12 Total Change in Book Value (8+9-10+11)					
1413820	Edmond	OK		03/27/2024		3,813							394			
1415763	Springdale	AR		03/27/2024		9,779							576			
1224132	Davie	FL		12/07/2023		607,402							1,745			
1224131	Marietta	GA		12/07/2023		993,173							159,646			
1292813	Staten Island	NY		01/26/2024		201,141							408			
1095335	York	PA		09/18/2023		53,879							106			
1416891	Fayetteville	AR		03/27/2024		28,727							602			
1135312	Daisetta	TX		10/27/2023		5,643							13			
1569442	Bonham	TX		06/26/2024		33,368							87			
1250596	Rancho Cucamonga	CA		12/28/2023		157,254							308			
1292850	San Francisco	CA		01/26/2024		207,804							424			
1056137	Petersburg	VA		08/26/2022		5,201							16			
1094261	Sandy Springs	GA		08/28/2023		403,300							1,002			
1094269	Marathon	FL		08/28/2023		296,851							684			
1415692	Springdale	AR		03/27/2024		17,995							439			
1415698	Wesley	AR		03/27/2024		12,936							292			
1498491	Paterson	NJ		05/16/2024		58,246							141			
1498509	Hopewell	VA		05/16/2024		17,731							43			
1339948	Lake Forest	CA		02/28/2024		331,126							2,204			
1094882	Los Angeles	CA		09/07/2023		88,055							198			
1337778	Kennesaw	GA		02/27/2024		143,970							318			
1243524	Spring	TX		12/21/2023		142,022							9,292			
1056096	Memphis	TN		08/26/2022		5,520							22			
1417559	Farmington	AR		03/27/2024		43,247							967			
1290290	Aliso Viejo	CA		01/25/2024		253,655							141,077			
1250627	Riverside	CA		12/28/2023		173,797							332			
1337733	Oviedo	FL		02/27/2024		33,883							75			
1297331	Garfield Heights	OH		01/30/2024		39,478							79			
1569560	Fayetteville	NC		06/26/2024		28,426							37			
1078926	Pass Christian	MS		05/09/2023		128,027							363			
1565549	New Port Richey	FL		06/25/2024		43,349							54			
1093956	Laredo	TX		08/17/2023		99,988							251			
1569370	Detroit	MI		06/26/2024		13,127							26			
1233031	New Braunfels	TX		12/13/2023		724,360							9,306			
1094828	Davenport	FL		09/07/2023		25,836							62			
1272089	Park City	UT		01/09/2024		288,656							258,543			
1415131	Little Rock	AR		03/27/2024		11,560							289			
1337910	Falls Church	VA		02/27/2024		19,405							36			
1297661	San Antonio	TX		01/30/2024		60,291							213			
1292905	Miami Beach	FL		01/26/2024		181,180							310			
1290949	Altamonte Springs	FL		01/25/2024		79,994							92			
1329307	Century City	CA		02/23/2024		136,800							266			
1094739	Bakersfield	CA		09/07/2023		33,684							88			
1415277	Gardner	KS		03/27/2024		9,350							184			
1568047	Chula Vista	CA		06/26/2024		187,956							280			
1297615	Portland	OR		01/30/2024		194,219							371			
1297411	Sevierville	TN		01/30/2024		159,405							280			
1297372	Athens	TX		01/30/2024		53,675							81			
1413032	Rogers	AR		03/27/2024		3,930							576			
1413041	Joplin	MO		03/27/2024		7,525							736			
1569153	York	PA		06/26/2024		26,087							26			

E02.74

STATEMENT AS OF SEPTEMBER 30, 2024 OF THE First Allmerica Financial Life Insurance Company

**SCHEDULE B - PART 3**

Showing All Mortgage Loans DISPOSED, Transferred or Repaid During the Current Quarter

1 Loan Number	2 Location		4 Loan Type	5 Date Acquired	6 Disposal Date	7 Book Value/ Recorded Investment Excluding Accrued Interest Prior Year	8 Change in Book Value/Recorded Investment					14 Book Value/ Recorded Investment Excluding Accrued Interest on Disposal	15 Consid- eration	16 Foreign Exchange Gain (Loss) on Disposal	17 Realized Gain (Loss) on Disposal	18 Total Gain (Loss) on Disposal
	2 City	3 State					8 Unrealized Valuation Increase/ (Decrease)	9 Current Year's (Amortization) /Accretion	10 Current Year's Other- Than- Temporary Impairment Recognized	11 Capitalized Deferred Interest and Other	12 Total Change in Book Value (8+9-10+11)					
1333522	Lake Havasu City	AZ		02/26/2024		73,944								124		
1418707	Covington	GA		03/28/2024		24,606								59		
1569552	Laveen	AZ		06/26/2024		60,299								82		
1290864	Pinellas Park	FL		01/25/2024		101,809								205		
1297580	Lake Worth	FL		01/30/2024		226,513								564		
1297594	La Quinta	CA		01/30/2024		382,578								851		
1491139	Kansas City	MO		05/10/2024		15,988								32		
1272054	Las Vegas	NV		01/09/2024		93,041								147		
1205308	Twin Falls	ID		11/28/2023		153,634								270		
1569358	Jamaica	NY		06/26/2024		85,527								151		
1569376	Demopolis	AL		06/26/2024		18,067								28		
1094263	Homestead	FL		08/28/2023		26,914							4,752			
1290309	Davie	FL		01/25/2024		325,919								706		
1126404	Newalla	OK		10/20/2023		20,560								51		
1116848	Antelope	CA		10/13/2023		13,095								21		
1337782	Miami	FL		02/27/2024		58,524								68		
1491356	Henderson	NV		05/10/2024		108,577								249		
1565519	Harlingen	TX		06/25/2024		25,265								67		
1415865	Rogers	AR		03/27/2024		4,389								285		
1329326	Granada Hills	CA		02/23/2024		92,256								109		
1383579	Columbus	OH		03/21/2024		28,223								64		
1383825	Bel Air	MD		03/21/2024		33,861								137		
1093395	Wylie	TX		08/09/2023		60,457								147		
1338135	Plant City	FL		02/27/2024		45,735								97		
1417341	Lawton	OK		03/27/2024		6,301								136		
1569273	Indian Trail	NC		06/26/2024		62,423								170		
1415317	Conway	AR		03/27/2024		8,637								365		
1415415	Neosho	MO		03/27/2024		4,706								152		
1501697	Oakland Park	FL		05/28/2024		52,410								109		
1056275	Aurora	IL		08/26/2022		6,493								19		
1297642	Estero	FL		01/30/2024		42,217								70		
1292744	Miami	FL		01/26/2024		302,011								590		
1549101	Hudson	FL		06/13/2024		49,323								102		
1307576	Nashville	TN		02/08/2024		84,376								152		
1565584	Newtown	PA		06/25/2024		173,818								270		
1418989	Rancho Cucamonga	CA		03/28/2024		128,094								291		
1068572	Lahaina	HI		01/26/2023		60,498								151		
1417193	Lowell	AR		03/27/2024		14,741								611		
1383794	Delray Beach	FL		03/21/2024		18,941								36		
1224137	Tarzana	CA		12/07/2023		679,401								2,057		
1055884	Olathe	KS		08/26/2022		4,779								17		
1055891	Trenton	NJ		08/26/2022		5,900								20		
1093187	Mabank	TX		08/09/2023		37,767								84		
1205275	Nashville	TN		11/28/2023		85,356								163		
1087367	Oakland	CA		06/21/2023		618,956								1,596		
1090729	Social Circle	GA		07/12/2023		52,864								115		
1329185	Ocklawaha	FL		02/23/2024		27,624								52		
1086598	Austin	TX		06/08/2023		25,175								68		
1491373	El Paso	TX		05/10/2024		22,850								209		
1491379	Erie	PA		05/10/2024		19,478								28		
1250413	Cape Coral	FL		12/28/2023		74,239								166		

E02.75

STATEMENT AS OF SEPTEMBER 30, 2024 OF THE First Allmerica Financial Life Insurance Company

**SCHEDULE B - PART 3**

Showing All Mortgage Loans DISPOSED, Transferred or Repaid During the Current Quarter

1 Loan Number	2 Location		4 Loan Type	5 Date Acquired	6 Disposal Date	7 Book Value/ Recorded Investment Excluding Accrued Interest Prior Year	8 Change in Book Value/Recorded Investment					14 Book Value/ Recorded Investment Excluding Accrued Interest on Disposal	15 Consid- eration	16 Foreign Exchange Gain (Loss) on Disposal	17 Realized Gain (Loss) on Disposal	18 Total Gain (Loss) on Disposal	
	2 City	3 State					8 Unrealized Valuation Increase/ (Decrease)	9 Current Year's (Amortization) /Accretion	10 Current Year's Other- Than- Temporary Impairment Recognized	11 Capitalized Deferred Interest and Other	12 Total Change in Book Value (8+9-10+11)						13 Total Foreign Exchange Change in Book Value
1491099	Washington Court House	OH		05/10/2024		23,835											50
1331662	Flushing	NY		02/26/2024		74,498											166
1416758	Arcadia	OK		03/27/2024		12,803											637
1418902	Anaheim	CA		03/28/2024		55,109											112
1074123	Angels Camp	CA		03/28/2023		41,954											831
1329231	East Patchogue	NY		02/23/2024		41,422											73
1329232	Lockport	IL		02/23/2024		45,391											82
1549069	Baltimore	MD		06/13/2024		25,588											253
1416355	Roland	AR		03/27/2024		4,215											889
1437335	Monterey Park	CA		04/10/2024		101,452											3,141
1437352	Foley	AL		04/10/2024		36,956											85
1498479	Seaside Heights	NJ		05/16/2024		58,676											115
1297465	Gatlinburg	TN		01/30/2024		132,038											774
1501589	Gretna	LA		05/28/2024		20,912											41
1116893	Highlands Ranch	CO		10/13/2023		14,691											39
1414139	Prairie Grove	AR		03/27/2024		4,313											511
1418880	Richmond	VA		03/28/2024		12,908											32
1356044	Fountain Valley	CA		03/08/2024		109,036											220
1290893	Springfield	OH		01/25/2024		40,246											57
1567985	Natick	MA		06/26/2024		175,700											292
1224070	Palmyra	VA		12/07/2023		265,233											762
1224053	Sloughhouse	CA		12/07/2023		473,330											1,369
1233226	Montgomery	TX		12/13/2023		100,732											178
1565352	Bonita Springs	FL		06/25/2024		73,266											77
1498469	Portsmouth	VA		05/16/2024		18,963											33
1290900	Easley	SC		01/25/2024		71,928											143
1355835	San Antonio	TX		03/08/2024		22,095											46
1501672	Deerfield Beach	FL		05/28/2024		48,686											45
1085943	Aurora	CO		05/25/2023		25,341											351
1080374	Tampa	FL		05/15/2023		57,041											43,212
1093315	Fitchburg	MA		08/09/2023		56,086											126
1076190	Winchester	CA		04/27/2023		56,718											173
1056003	Rock Hill	SC		08/26/2022		3,577											13
1080443	San Diego	CA		05/15/2023		101,569											398
1096599	Conroe	TX		09/25/2023		72,578											136
1093376	Shirley	NY		08/09/2023		70,552											547
1250568	Los Angeles	CA		12/28/2023		168,831											353
1307500	Lehigh Acres	FL		02/08/2024		147,110											300
1501690	La Quinta	CA		05/28/2024		182,569											440
1224072	Orlando	FL		12/07/2023		589,773											1,686
1095317	Brooklyn	NY		09/18/2023		228,969											515
1349146	Kirkwood	MO		03/06/2024		97,924											186
1209855	Hesperia	CA		11/29/2023		83,884											261
1491315	Sacramento	CA		05/10/2024		44,685											85
1068687	Hatteras	NC		04/18/2023		46,725											172
1338096	Orangeburg	SC		02/27/2024		13,453											27
1088898	Chico	CA		06/28/2023		43,947											102
1415322	N Little Rock	AR		03/27/2024		7,734											410
1415388	Springdale	AR		03/27/2024		38,915											1,500
1415417	Shawnee	OK		03/27/2024		3,171											189
1549160	Nicholson	PA		06/13/2024		19,688											37

E02.76

STATEMENT AS OF SEPTEMBER 30, 2024 OF THE First Allmerica Financial Life Insurance Company

**SCHEDULE B - PART 3**

Showing All Mortgage Loans DISPOSED, Transferred or Repaid During the Current Quarter

1 Loan Number	2 Location		4 Loan Type	5 Date Acquired	6 Disposal Date	7 Book Value/ Recorded Investment Excluding Accrued Interest Prior Year	8 Change in Book Value/Recorded Investment					14 Book Value/ Recorded Investment Excluding Accrued Interest on Disposal	15 Consid- eration	16 Foreign Exchange Gain (Loss) on Disposal	17 Realized Gain (Loss) on Disposal	18 Total Gain (Loss) on Disposal	
	2 City	3 State					8 Unrealized Valuation Increase/ (Decrease)	9 Current Year's (Amortization) /Accretion	10 Current Year's Other- Than- Temporary Impairment Recognized	11 Capitalized Deferred Interest and Other	12 Total Change in Book Value (8+9-10+11)						13 Total Foreign Exchange Change in Book Value
1056271	Anchorage	AK		08/26/2022		13,105										46	
1233072	Las Vegas	NV		12/13/2023		139,771										257	
1491357	Northridge	CA		05/10/2024		273,210										661	
1549072	Hopewell	VA		06/13/2024		31,425										281	
1331676	Jonesboro	GA		02/26/2024		57,074										85	
1383565	Kenilworth	NJ		03/21/2024		32,445										133	
1126382	Hendersonville	TN		10/20/2023		41,251										72	
1413865	Pea Ridge	AR		03/27/2024		1,706										180	
1568037	La Jolla	CA		06/26/2024		434,497										684	
1569464	Spring	TX		06/26/2024		31,035										39	
1417221	Tulsa	OK		03/27/2024		6,350										160	
1390640	Tarpon Springs	FL		03/26/2024		27,156										123	
1356052	Stockton	CA		03/08/2024		26,479										69	
1416557	Prairie Grove	AR		03/27/2024		21,589										469	
1076634	Troy	NY		04/21/2023		21,191										46	
1339835	Orange Beach	AL		02/28/2024		111,368										260	
1090724	Miami	FL		07/12/2023		59,147										129	
1413308	Russellville	AR		03/27/2024		3,304										245	
1338103	Fort Walton Beach	FL		02/27/2024		53,369										101	
1356039	Hoover	AL		03/08/2024		73,737										138	
1569288	Los Angeles	CA		06/26/2024		98,680								18,300			
1569457	Hollywood	FL		06/26/2024		35,917										49	
1339840	Fontana	IL		02/28/2024		229,122										485	
1116861	Plant City	FL		10/13/2023		18,782										122	
1417620	Bentonville	AR		03/27/2024		16,420										412	
1569317	Grand Prairie	TX		06/26/2024		24,603										24	
1116881	Clearwater	FL		10/13/2023		10,120										23	
1297590	Jacksonville	FL		01/30/2024		156,837										102	
1355916	Fort Collins	CO		03/08/2024		50,074										102	
1498486	York	PA		05/16/2024		14,096										23	
1491100	Durham	NC		05/10/2024		48,279										108	
1414548	Gravette	AR		03/27/2024		22,054										736	
1414254	Oklahoma City	OK		03/27/2024		10,947										390	
1080349	Huntington Beach	CA		05/15/2023		82,655										207	
1250486	Miami	FL		12/28/2023		166,029										358	
1565504	Mooresville	NC		06/25/2024		306,928										385	
1307538	Baltimore	MD		02/08/2024		80,171										103	
1565601	Ocala	FL		06/25/2024		39,787										46	
1565611	Hialeah	FL		06/25/2024		349,656										471	
1243566	Brownsville	TX		12/21/2023		72,990										127	
1413676	Fayetteville	AR		03/27/2024		10,888										698	
1091599	Fulshear	TX		07/25/2023		56,210										123	
1091687	Denver	CO		07/25/2023		41,458										101	
1337773	Sunrise	FL		02/27/2024		69,443										279	
1383809	Bremerton	WA		03/21/2024		48,274										94	
1383490	Gastonia	NC		03/21/2024		15,131										23	
1307590	Lake Arrowhead	CA		02/08/2024		168,158										1,623	
1413146	Eufaula	OK		03/27/2024		9,713										862	
1413232	Lowell	AR		03/27/2024		16,256								1,430			
1549232	Park Forest	IL		06/13/2024		32,142										65	
1565567	Granada Hills	CA		06/25/2024		276,936										397	

E02.77

STATEMENT AS OF SEPTEMBER 30, 2024 OF THE First Allmerica Financial Life Insurance Company

**SCHEDULE B - PART 3**

Showing All Mortgage Loans DISPOSED, Transferred or Repaid During the Current Quarter

1 Loan Number	2 Location		4 Loan Type	5 Date Acquired	6 Disposal Date	7 Book Value/ Recorded Investment Excluding Accrued Interest Prior Year	8 Change in Book Value/Recorded Investment					14 Book Value/ Recorded Investment Excluding Accrued Interest on Disposal	15 Consid- eration	16 Foreign Exchange Gain (Loss) on Disposal	17 Realized Gain (Loss) on Disposal	18 Total Gain (Loss) on Disposal
	2 City	3 State					8 Unrealized Valuation Increase/ (Decrease)	9 Current Year's (Amortization) /Accretion	10 Current Year's Other- Than- Temporary Impairment Recognized	11 Capitalized Deferred Interest and Other	12 Total Change in Book Value (8+9-10+11)					
1501679	Portland	OR		05/28/2024		50,239								487		
1501712	Lakewood	CO		05/28/2024		97,588								258		
1297679	Durham	CT		01/30/2024		82,309								143		
1292751	Philadelphia	PA		01/26/2024		45,302								92		
1549086	Saint Simons Island	GA		06/13/2024		93,581								207		
1339950	New Albany	OH		02/28/2024		339,684								999		
1355998	Santa Rosa Beach	FL		03/08/2024		41,570								76		
1415053	Fayetteville	AR		03/27/2024		7,151								212		
1088881	Brookshire	TX		06/28/2023		25,591								111		
1088843	Irvine	CA		06/28/2023		234,762								535		
1093951	West Valley City	UT		08/17/2023		136,281								312		
1415423	Kimberling City	MO		03/27/2024		27,243								2,351		
1491365	Kapolei	HI		05/10/2024		111,673								257		
1355948	Saint Augustine	FL		03/08/2024		32,726								75		
1297233	Pittsburgh	PA		01/30/2024		38,130								70		
1512099	Wappingers Falls	NY		05/23/2024		54,066								112		
1415313	Booneville	AR		03/27/2024		9,087								717		
1415338	Broken Arrow	OK		03/27/2024		36,344								1,876		
1413864	Bunch	OK		03/27/2024		6,243								415		
1413931	Charleston	AR		03/27/2024		2,188								112		
1568010	Portland	OR		06/26/2024		345,413								695		
1569377	Demopolis	AL		06/26/2024		17,954								19		
1417113	Pittsburg	KS		03/27/2024		7,522								239		
1565532	Blacklick	OH		06/25/2024		70,513								109		
1415876	Springdale	AR		03/27/2024		9,786								214		
1383607	Beaumont	CA		03/21/2024		35,933								78		
1400719	Los Gatos	CA		03/26/2024		231,138								496		
1417645	Overland Park	KS		03/27/2024		89,626								1,797		
1567976	Laguna Niguel	CA		06/26/2024		319,973								510		
1567978	Cameron Park	CA		06/26/2024		240,213								336		
1567979	Pebble Beach	CA		06/26/2024		381,675								699		
1056038	Wallington	NJ		08/26/2022		13,297								49		
1056012	Hazel Crest	IL		08/26/2022		5,976								20		
1413334	Nowata	OK		03/27/2024		9,164								704		
1356020	Los Angeles	CA		03/08/2024		150,637								332		
1356035	Miami	FL		03/08/2024		36,777								179		
1569447	Camden	NJ		06/26/2024		24,611								34		
1417169	Oklahoma City	OK		03/27/2024		8,905								337		
1339837	Eatonton	GA		02/28/2024		134,804								272		
1417612	Whitesboro	OK		03/27/2024		10,006								191		
1417636	Shawnee	OK		03/27/2024		6,638								138		
1437453	Palos Verdes Peninsula	CA		04/10/2024		178,541								498		
1437459	Scottsdale	AZ		04/10/2024		187,944								399		
1501472	Springdale	OH		05/28/2024		33,970								77		
1090754	Homestead	FL		07/12/2023		97,518								469		
1414939	North Little Rock	AR		03/27/2024		6,760								293		
1498450	Vero Beach	FL		05/16/2024		17,189								35		
1068709	Salt Lake City	UT		04/18/2023		9,483								204		
1076636	Troy	NY		04/21/2023		28,878								67		
1549194	Massapequa	NY		06/13/2024		86,231								178		
1066476	Warner Robins	GA		11/22/2022		31,440								76		

E02.78

STATEMENT AS OF SEPTEMBER 30, 2024 OF THE First Allmerica Financial Life Insurance Company

**SCHEDULE B - PART 3**

Showing All Mortgage Loans DISPOSED, Transferred or Repaid During the Current Quarter

1 Loan Number	2 Location		4 Loan Type	5 Date Acquired	6 Disposal Date	7 Book Value/ Recorded Investment Excluding Accrued Interest Prior Year	8 Change in Book Value/Recorded Investment					14 Book Value/ Recorded Investment Excluding Accrued Interest on Disposal	15 Consid- eration	16 Foreign Exchange Gain (Loss) on Disposal	17 Realized Gain (Loss) on Disposal	18 Total Gain (Loss) on Disposal
	2 City	3 State					8 Unrealized Valuation Increase/ (Decrease)	9 Current Year's (Amortization) /Accretion	10 Current Year's Other- Than- Temporary Impairment Recognized	11 Capitalized Deferred Interest and Other	12 Total Change in Book Value (8+9-10+11)					
1290373	Fowler	CA		01/25/2024		98,797								242		
1290367	Boca Raton	FL		01/25/2024		195,819								726		
1086562	Fresno	CA		06/08/2023		162,616								306		
1567991	San Diego	CA		06/26/2024		320,147								586		
1337763	Springboro	OH		02/27/2024		84,695								156		
1383818	Holly Springs	NC		03/21/2024		24,380								58		
1233019	Los Angeles	CA		12/13/2023		451,002								2,388		
1233104	Raleigh	NC		12/13/2023		138,253								492		
1498496	Bronx	NY		05/16/2024		101,435								198		
1498536	Eastpointe	MI		05/16/2024		9,222								17		
1414319	Hot Springs Village	AR		03/27/2024		5,106								221		
1292756	Garden Grove	CA		01/26/2024		304,224								621		
1297668	Sandy Springs	GA		01/30/2024		528,497								946		
1414385	Rogers	AR		03/27/2024		7,298								277		
1418783	Winter Haven	FL		03/28/2024		14,050								31		
1250492	Brooklyn	NY		12/28/2023		239,713								483		
1096637	Cooper	TX		09/27/2023		22,095								50		
1383549	New Paltz	NY		03/21/2024		40,760								82		
1329178	Rotonda West	FL		02/23/2024		30,539								64		
1491235	Willsboro	NY		05/10/2024		41,316								64		
1413658	Siloam Springs	AR		03/27/2024		8,631								569		
1243582	Tarpon Springs	FL		12/21/2023		255,064								2,475		
1250129	Knoxville	TN		12/28/2023		43,740								74		
1512104	Lagrange	GA		05/23/2024		29,556								58		
1512116	Little Rock	AR		05/23/2024		21,781								39		
1080325	Rancho Palos Verdes	CA		05/15/2023		118,830								283		
1294223	Jacksonville	FL		01/29/2024		23,036								55		
1297223	Spokane	WA		01/30/2024		82,072								151		
1549099	Bridgeport	CT		06/13/2024		49,653								973		
1549102	Barneget	NJ		06/13/2024		59,588								112		
1565582	Valencia	CA		06/25/2024		152,317								211		
1565586	Paso Robles	CA		06/25/2024		53,907								122		
1209830	Haines City	FL		11/29/2023		249,541								491		
1414673	Chester	AR		03/27/2024		6,141								227		
1414945	Bartlesville	OK		03/27/2024		3,878								344		
1356040	Hoover	AL		03/08/2024		86,086								98		
1416569	Fayetteville	AR		03/27/2024		22,663								781		
1290948	Sunrise	FL		01/25/2024		68,472								122		
1491323	North Port	FL		05/10/2024		49,519								236		
1491342	Leicester	NC		05/10/2024		72,824								156		
1356105	Anaheim	CA		03/08/2024		112,591								213		
1565559	Canyon Lake	TX		06/25/2024		97,556								1,133		
1565558	Weatherford	TX		06/25/2024		30,454								67		
1290407	Cumming	GA		01/25/2024		76,417								150		
1331659	Orangevale	CA		02/26/2024		90,232								194		
1331660	Mineral Bluff	GA		02/26/2024		34,313								55		
1383573	La Fayette	GA		03/21/2024		34,948								62		
1383578	Tampa	FL		03/21/2024		26,954								54		
1414626	Rogers	AR		03/27/2024		8,173								313		
1338125	Round Rock	TX		02/27/2024		29,282								42		
1356019	Kew Gardens	NY		03/08/2024		90,938								183		

E02.79



STATEMENT AS OF SEPTEMBER 30, 2024 OF THE First Allmerica Financial Life Insurance Company

**SCHEDULE B - PART 3**

Showing All Mortgage Loans DISPOSED, Transferred or Repaid During the Current Quarter

1 Loan Number	2 Location		4 Loan Type	5 Date Acquired	6 Disposal Date	7 Book Value/ Recorded Investment Excluding Accrued Interest Prior Year	8 Change in Book Value/Recorded Investment					14 Book Value/ Recorded Investment Excluding Accrued Interest on Disposal	15 Consid- eration	16 Foreign Exchange Gain (Loss) on Disposal	17 Realized Gain (Loss) on Disposal	18 Total Gain (Loss) on Disposal
	2 City	3 State					8 Unrealized Valuation Increase/ (Decrease)	9 Current Year's (Amortization) /Accretion	10 Current Year's Other- Than- Temporary Impairment Recognized	11 Capitalized Deferred Interest and Other	12 Total Change in Book Value (8+9-10+11)					
1568038	Sevierville	TN		06/26/2024		192,477							410			
1501359	Weirsdale	FL		05/28/2024		49,413							51			
1414371	Platte Woods	MO		03/27/2024		5,817							505			
1290917	Jonesboro	AR		01/25/2024		85,083							176			
1290938	Delanco	NJ		01/25/2024		67,172							105			
1413625	Pearcy	AR		03/27/2024		4,614							283			
1413327	Fort Smith	AR		03/27/2024		7,874							622			
1501367	Dade City	FL		05/28/2024		44,435							59			
1360370	Midland	TX		03/11/2024		11,727							51			
1061536	Jacksonville	FL		10/26/2022		121,374							331			
1418721	Florissant	MO		03/28/2024		15,200							29			
1085995	Jacksonville	FL		05/25/2023		12,483							42			
1086012	Napa	CA		05/25/2023		82,352							189			
1417393	North Little Rock	AR		03/27/2024		7,473							234			
1417439	Springdale	AR		03/27/2024		9,823							190			
1412936	Hot Springs	AR		03/27/2024		11,635							524			
1307532	Edison	NJ		02/08/2024		108,835							219			
1501353	Chattanooga	TN		05/28/2024		28,847							52			
1416049	Edmond	OK		03/27/2024		16,559							519			
1331690	Montreal	MO		02/26/2024		26,124							46			
1383596	Rockford	IL		03/21/2024		18,095							28			
1088874	San Bernardino	CA		06/28/2023		84,171							199			
1568024	Foster City	CA		06/26/2024		320,105							783			
1568016	Phoenix	AZ		06/26/2024		175,371							335			
1568031	San Diego	CA		06/26/2024		149,854							502			
1056239	Dickson City	PA		08/26/2022		4,717							20			
1056249	Topeka	KS		08/26/2022		9,166							34			
1417178	Tulsa	OK		03/27/2024		27,494							596			
1413309	Fort Smith	AR		03/27/2024		3,996							299			
1339945	Denver	CO		02/28/2024		458,801							1,038			
1307578	Madera	CA		02/08/2024		130,417							296			
1093402	Granada Hills	CA		08/09/2023		128,020							620			
1093421	Anaheim	CA		08/09/2023		128,756							7,627			
1417511	Carthage	MO		03/27/2024		4,892							111			
1356045	Huntington Beach	CA		03/08/2024		330,067							561			
1416584	Rogers	AR		03/27/2024		64,153							1,395			
1250147	Apple Valley	CA		12/28/2023		67,806							118			
1067214	Hopewell	VA		12/22/2022		46,196							75			
1224161	Granada Hills	CA		12/07/2023		909,776							2,526			
1080143	Los Angeles	CA		05/15/2023		20,423							43			
1348895	Glendora	CA		03/06/2024		60,480							221			
1437456	Downey	CA		04/10/2024		86,330							197			
1569440	Pawtucket	RI		06/26/2024		51,681							219			
1501453	Miami	FL		05/28/2024		122,624							272			
1418939	Wailua	HI		03/28/2024		145,113							221			
1250152	Lehigh Acres	FL		12/28/2023		74,124							146			
1272076	San Francisco	CA		01/09/2024		368,167							821			
1080146	Fontana	CA		05/15/2023		28,851							64			
1090777	Yorktown	VA		07/12/2023		45,908							234			
1088827	Galveston	TX		06/28/2023		63,363							158			
1415562	Collinsville	OK		03/27/2024		29,469							687			

E02.80

STATEMENT AS OF SEPTEMBER 30, 2024 OF THE First Allmerica Financial Life Insurance Company

**SCHEDULE B - PART 3**

Showing All Mortgage Loans DISPOSED, Transferred or Repaid During the Current Quarter

1 Loan Number	2 Location		4 Loan Type	5 Date Acquired	6 Disposal Date	7 Book Value/ Recorded Investment Excluding Accrued Interest Prior Year	8 Change in Book Value/Recorded Investment					14 Book Value/ Recorded Investment Excluding Accrued Interest on Disposal	15 Consid- eration	16 Foreign Exchange Gain (Loss) on Disposal	17 Realized Gain (Loss) on Disposal	18 Total Gain (Loss) on Disposal	
	2 City	3 State					8 Unrealized Valuation Increase/ (Decrease)	9 Current Year's (Amortization) /Accretion	10 Current Year's Other- Than- Temporary Impairment Recognized	11 Capitalized Deferred Interest and Other	12 Total Change in Book Value (8+9-10+11)						13 Total Foreign Exchange Change in Book Value
1056070	Calumet City	IL		08/26/2022		5,887											22
1418941	Seatac	WA		03/28/2024		51,826											107
1569263	Lumberton	NJ		06/26/2024		88,126											131
1307552	Ocala	FL		02/08/2024		77,456											129
1549058	Wilmington	CA		06/13/2024		101,094											216
1569599	Stockton	CA		06/26/2024		43,658											59
1512153	Bridgeport	TX		05/23/2024		73,325											168
1418983	Sherman Oaks	CA		03/28/2024		135,083											135
1094925	St George	UT		09/07/2023		89,851											158
1290923	North Bay Village	FL		01/25/2024		78,768											70
1333459	Houston	TX		02/26/2024		21,491											45
1333477	San Antonio	TX		02/26/2024		46,166											71
1135359	Tempe	AZ		10/27/2023		8,045											19
1232978	Carol Stream	IL		12/13/2023		102,685											212
1090841	Bradenton	FL		07/12/2023		45,838											122
1569505	Lakeland	FL		06/26/2024		44,634											99
1094869	Waco	TX		09/07/2023		11,272											25
1094868	McAllen	TX		09/07/2023		36,134											85
1383715	Belgrade	MT		03/21/2024		37,300											71
1337832	Lake City	GA		02/27/2024		22,771											46
1329313	Fort Worth	TX		02/23/2024		24,584											64
1512135	Fresno	CA		05/23/2024		72,917											174
1329197	Forest Park	IL		02/23/2024		27,249											53
1569420	Saint Cloud	FL		06/26/2024		40,555											57
1415301	Joplin	MO		03/27/2024		23,313											730
1498618	Miami	FL		05/16/2024		43,207											100
1498627	Franklin	VA		05/16/2024		7,415											14
1250583	Pasadena	CA		12/28/2023		401,171											911
1501554	Milwaukee	WI		05/28/2024		23,812											54
1232993	Aiea	HI		12/13/2023		504,898											1,482
1272069	Sugar Land	TX		01/09/2024		121,049											1,448
1272135	Lawrenceville	GA		01/09/2024		127,351											2,971
1569404	Beaverton	OR		06/26/2024		56,640											83
1331665	Poway	CA		02/26/2024		290,715											510
1501580	Tucson	AZ		05/28/2024		26,039											56
1415154	Sapulpa	OK		03/27/2024		6,877											394
1569551	Grand Rapids	MI		06/26/2024		34,688											45
1297582	Georgetown	DE		01/30/2024		96,379											175
1113114	Lebanon	NH		10/13/2023		3,612											9
1383822	Lawrenceville	GA		03/21/2024		16,954											1,102
1415044	Hector	AR		03/27/2024		2,819											164
1415071	Rogers	AR		03/27/2024		17,452											525
1297680	Simpsonville	SC		01/30/2024		172,172											282
1390724	Hickory	NC		03/26/2024		39,490											80
1383765	Toledo	OH		03/21/2024		15,200											28
1417244	Porum	OK		03/27/2024		16,717											352
1232963	Ellensburg	WA		12/13/2023		241,340											565
1383624	Tampa	FL		03/21/2024		64,179											123
1349020	New Brunswick	NJ		03/06/2024		106,005											408
1491155	Spring Valley	NY		05/10/2024		75,501											165
1349082	Chino	CA		03/06/2024		218,007											463

E02.81

STATEMENT AS OF SEPTEMBER 30, 2024 OF THE First Allmerica Financial Life Insurance Company

**SCHEDULE B - PART 3**

Showing All Mortgage Loans DISPOSED, Transferred or Repaid During the Current Quarter

1 Loan Number	2 Location		4 Loan Type	5 Date Acquired	6 Disposal Date	7 Book Value/ Recorded Investment Excluding Accrued Interest Prior Year	8 Change in Book Value/Recorded Investment					14 Book Value/ Recorded Investment Excluding Accrued Interest on Disposal	15 Consid- eration	16 Foreign Exchange Gain (Loss) on Disposal	17 Realized Gain (Loss) on Disposal	18 Total Gain (Loss) on Disposal
	2 City	3 State					8 Unrealized Valuation Increase/ (Decrease)	9 Current Year's (Amortization) /Accretion	10 Current Year's Other- Than- Temporary Impairment Recognized	11 Capitalized Deferred Interest and Other	12 Total Change in Book Value (8+9-10+11)					
1250428	Brooklyn	NY		12/28/2023		191,965								349		
1568040	Brooklyn	NY		06/26/2024		353,251								537		
1568043	Fullerton	CA		06/26/2024		187,948								248		
1337772	Saline	MI		02/27/2024		201,736								385		
1069469	Marathon	FL		02/23/2023		14,834								19		
1069470	Round Rock	TX		02/23/2023		37,648								95		
1355859	Bakersfield	CA		03/08/2024		37,217								80		
1292884	Unionville	CT		01/26/2024		94,419								6,727		
1272055	Inlet Beach	FL		01/09/2024		522,903								1,174		
1272059	Davie	FL		01/09/2024		577,724								264,824		
1569348	Burlington	KY		06/26/2024		21,525								27		
1491265	Los Angeles	CA		05/10/2024		134,489								280		
1307571	Azle	TX		02/08/2024		253,559								469		
1250201	Jersey City	NJ		12/28/2023		131,116								248		
1329208	Oklahoma City	OK		02/23/2024		12,978								24		
1066507	Ft Lauderdale	FL		11/22/2022		94,438								236		
1080172	Indio	CA		05/15/2023		31,763								73		
1088816	Cordova	TN		06/28/2023		61,822								143		
1501402	York Haven	PA		05/28/2024		26,216								49		
1501408	Austin	TX		05/28/2024		57,302								120		
1339924	Katy	TX		02/28/2024		341,138								140,509		
1437162	Ontario	CA		04/10/2024		58,898								138		
1272085	San Diego	CA		01/09/2024		333,777								806		
1094272	Truckee	CA		08/28/2023		229,517								431		
1224113	Holliston	MA		12/07/2023		517,693								1,419		
1348920	Lake Forest	CA		03/06/2024		119,893								247		
1080202	Phoenix	AZ		05/15/2023		90,770								192		
1090849	Sunrise	FL		07/12/2023		101,903								240		
1056036	Chicago	IL		08/26/2022		10,473								39		
1418991	Chicago	IL		03/28/2024		16,373								176		
1233158	Las Vegas	NV		12/13/2023		117,121								297		
1290387	Tyrone	GA		01/25/2024		145,330								299		
1549082	Chesapeake	VA		06/13/2024		52,756								112		
1349101	Salmon	ID		03/06/2024		154,075								275		
1135377	Mesquite	TX		10/27/2023		8,346								20		
1205304	Tifton	GA		11/28/2023		99,538								166		
1418955	Arlington Heights	IL		03/28/2024		30,062								17		
1569278	Fort Worth	TX		06/26/2024		57,477								93		
1080199	Lansdale	PA		05/15/2023		16,390								30		
1337877	Copperas Cove	TX		02/27/2024		15,434								38		
1512143	Huntsville	AL		05/23/2024		53,906								272		
1234857	San Francisco	CA		12/14/2023		609,389								3,621		
1414483	Cave Springs	AR		03/27/2024		13,664								506		
1066482	Port Richey	FL		11/22/2022		42,014								97		
1415401	Bentonville	AR		03/27/2024		12,064								312		
1331700	Fort Ann	NY		02/26/2024		45,753								76		
1250226	Marco Island	FL		12/28/2023		105,902								130		
1549268	Fayetteville	NC		06/13/2024		25,673								52		
1549275	Albuquerque	NM		06/13/2024		44,885								92		
1349068	Fresh Meadows	NY		03/06/2024		237,797								1,514		
1501560	Orlando	FL		05/28/2024		72,816								155		

E02.82

STATEMENT AS OF SEPTEMBER 30, 2024 OF THE First Allmerica Financial Life Insurance Company

**SCHEDULE B - PART 3**

Showing All Mortgage Loans DISPOSED, Transferred or Repaid During the Current Quarter

1 Loan Number	2 Location		4 Loan Type	5 Date Acquired	6 Disposal Date	7 Book Value/ Recorded Investment Excluding Accrued Interest Prior Year	8 Change in Book Value/Recorded Investment					14 Book Value/ Recorded Investment Excluding Accrued Interest on Disposal	15 Consid- eration	16 Foreign Exchange Gain (Loss) on Disposal	17 Realized Gain (Loss) on Disposal	18 Total Gain (Loss) on Disposal
	2 City	3 State					8 Unrealized Valuation Increase/ (Decrease)	9 Current Year's (Amortization) /Accretion	10 Current Year's Other- Than- Temporary Impairment Recognized	11 Capitalized Deferred Interest and Other	12 Total Change in Book Value (8+9-10+11)					
1501593	Cisco	TX		05/28/2024		24,165								156		
1272064	Davenport	FL		01/09/2024		222,610								400		
1414394	Jacksonville	AR		03/27/2024		4,021								164		
1414440	Lake Winnebago	MO		03/27/2024		28,198								1,175		
1390662	Spring Valley	NY		03/26/2024		75,325								166		
1390684	Woodbourne	NY		03/26/2024		45,198								95		
1116927	Rocklin	CA		10/13/2023		22,524								49		
1233143	Sarasota	FL		12/13/2023		259,256								648		
1233167	Brooklyn	NY		12/13/2023		679,853								1,306		
1491281	Strawberry	AZ		05/10/2024		141,726								310		
1491298	Hercules	CA		05/10/2024		90,885								448		
1569401	Houston	TX		06/26/2024		79,312								114		
1094843	San Francisco	CA		09/07/2023		45,003								27,600		
1087007	East Elmhurst	NY		06/16/2023		426,561								1,069		
1415437	Neosho	MO		03/27/2024		26,053								615		
1233198	Lubbock	TX		12/13/2023		60,317								91		
1250402	Rancho Palos Verdes	CA		12/28/2023		266,167								580		
1498611	Knoxville	TN		05/16/2024		28,569								60		
1501584	Lake Lure	NC		05/28/2024		85,901								189		
1415144	Hot Springs Village	AR		03/27/2024		1,563								532		
1329257	Saint Johns	FL		02/23/2024		55,588								121		
1090800	New Brighton	PA		07/12/2023		15,337								37		
1339889	Duval	WA		02/28/2024		409,981								883		
1094880	North Hills	CA		09/07/2023		62,973								146		
1250400	Irvine	CA		12/28/2023		180,801								427		
1549096	Bristol	TN		06/13/2024		26,007								259		
1383710	Tampa	FL		03/21/2024		18,554								38		
1329310	North Garden	VA		02/23/2024		15,025								25		
1292805	Crosby	TX		01/26/2024		36,489								76		
1233206	Tallahassee	FL		12/13/2023		120,921								272		
1331656	Lake Tapps	WA		02/26/2024		115,466								254		
1337890	Drayton	SC		02/27/2024		17,773								36		
1233032	Lake Ozark	MO		12/13/2023		130,142								239		
1234897	San Diego	CA		12/14/2023		783,444								1,902		
1074078	East Point	GA		03/28/2023		17,548								113		
1094938	La Habra	CA		09/07/2023		64,544								176		
1417367	Broken Arrow	OK		03/27/2024		25,919								541		
1415038	Conway	AR		03/27/2024		7,727								542		
1400665	Miami	FL		03/26/2024		31,743								74		
1297410	Morrisville	PA		01/30/2024		77,358								183		
1390731	Bumpass	VA		03/26/2024		107,868								145		
1292858	Martinez	CA		01/26/2024		251,967								543		
1569586	Delray Beach	FL		06/26/2024		42,316								42		
1290944	Philadelphia	PA		01/25/2024		132,553								229		
1414534	Bentonville	AR		03/27/2024		14,558								524		
1415330	Pea Ridge	AR		03/27/2024		12,450								433		
1116907	Biloxi	MS		10/13/2023		17,953								48		
1549220	Philadelphia	PA		06/13/2024		26,186								46		
1116867	Honolulu	HI		10/13/2023		42,658								111		
1086646	Mentone	AL		06/08/2023		71,731								149		
1209858	Prosper	TX		11/29/2023		138,156								337		

E02.83

STATEMENT AS OF SEPTEMBER 30, 2024 OF THE First Allmerica Financial Life Insurance Company

**SCHEDULE B - PART 3**

Showing All Mortgage Loans DISPOSED, Transferred or Repaid During the Current Quarter

1 Loan Number	2 Location		4 Loan Type	5 Date Acquired	6 Disposal Date	7 Book Value/ Recorded Investment Excluding Accrued Interest Prior Year	8 Change in Book Value/Recorded Investment					14 Book Value/ Recorded Investment Excluding Accrued Interest on Disposal	15 Consid- eration	16 Foreign Exchange Gain (Loss) on Disposal	17 Realized Gain (Loss) on Disposal	18 Total Gain (Loss) on Disposal
	2 City	3 State					8 Unrealized Valuation Increase/ (Decrease)	9 Current Year's (Amortization) /Accretion	10 Current Year's Other- Than- Temporary Impairment Recognized	11 Capitalized Deferred Interest and Other	12 Total Change in Book Value (8+9-10+11)					
1501510	Elberton	GA		05/28/2024		24,040										.61
1234893	Norwell	MA		12/14/2023		472,722										1,196
1549123	Lathrop	CA		06/13/2024		83,268										188
1292753	Dupont	PA		01/26/2024		54,129										106
1232957	Garland	TX		12/13/2023		160,712										405
1232980	Edinburg	TX		12/13/2023		89,086										257
1569568	Elyria	OH		06/26/2024		20,782										40
1331717	Oxnard	CA		02/26/2024		69,266										145
1080328	Fresno	CA		05/15/2023		166,325										381
1418767	Sewell	NJ		03/28/2024		17,587										38
1088627	Santa Clara	CA		06/28/2023		566,214										1,143
1091680	Harrisburg	PA		07/25/2023		12,909										24
1091721	Saint Augustine	FL		07/25/2023		67,511										160
1290315	Stockton	CA		01/25/2024		137,837										4,578
1093308	Decatur	GA		08/09/2023		58,793										226
1088860	York	PA		06/28/2023		36,101										69
1135395	Central Islip	NY		10/27/2023		14,260										34
1135361	Mesquite	TX		10/27/2023		7,689										18
1498657	New City	NY		05/16/2024		69,898										148
1569524	Chapel Hill	TN		06/26/2024		30,805										69
1339826	Oak Island	NC		02/28/2024		113,230										231
1418889	Fort Myers	FL		03/28/2024		23,100										46
1080223	Venice	FL		05/15/2023		27,249										34
1080205	Sparks	NV		05/15/2023		37,736										86
1491209	Truckee	CA		05/10/2024		152,735										36
1056241	Chesterton	IN		08/26/2022		10,669										38
1056210	Indianapolis	IN		08/26/2022		11,716										34
1416882	Pryor	OK		03/27/2024		10,784										685
1091737	Gary	IN		07/28/2023		146,316										363
1069524	Fennville	MI		02/24/2023		29,981										35
1074143	Haines City	FL		03/28/2023		10,560										98
1074149	Wilmington	VT		03/28/2023		33,008										55
1565597	Albany	CA		06/25/2024		268,788										192
1565539	Katy	TX		06/25/2024		110,049										242
1418888	Toms River	NJ		03/28/2024		27,868										67
1501633	Columbus	GA		05/28/2024		22,404										52
1501634	Grove City	OH		05/28/2024		30,477										72
1069514	Mocksville	NC		02/24/2023		64,433										335
1069516	Jacksonville	FL		02/24/2023		17,962										54
1250601	San Marino	CA		12/28/2023		334,094										786
1501620	Brooksville	FL		05/28/2024		30,657										69
1491105	Miami	FL		05/10/2024		87,998										166
1491089	Chicago	IL		05/10/2024		18,246										39
1094264	Vestavia	AL		08/28/2023		120,141										205
1199550	Philadelphia	PA		11/21/2023		64,936										106
1549187	Ethridge	TN		06/13/2024		27,143										39
1234914	Eagle	ID		12/14/2023		389,825										1,165
1501436	Pompano Beach	FL		05/28/2024		43,896										99
1250424	Plantation	FL		12/28/2023		187,461										327
1224130	Saint Clair Shores	MI		12/07/2023		531,158										1,402
1321914	Osceola	IN		02/16/2024		23,287										53

E02.84

STATEMENT AS OF SEPTEMBER 30, 2024 OF THE First Allmerica Financial Life Insurance Company

**SCHEDULE B - PART 3**

Showing All Mortgage Loans DISPOSED, Transferred or Repaid During the Current Quarter

1 Loan Number	2 Location		4 Loan Type	5 Date Acquired	6 Disposal Date	7 Book Value/ Recorded Investment Excluding Accrued Interest Prior Year	8 Change in Book Value/Recorded Investment					14 Book Value/ Recorded Investment Excluding Accrued Interest on Disposal	15 Consid- eration	16 Foreign Exchange Gain (Loss) on Disposal	17 Realized Gain (Loss) on Disposal	18 Total Gain (Loss) on Disposal	
	2 City	3 State					8 Unrealized Valuation Increase/ (Decrease)	9 Current Year's (Amortization) /Accretion	10 Current Year's Other- Than- Temporary Impairment Recognized	11 Capitalized Deferred Interest and Other	12 Total Change in Book Value (8+9-10+11)						13 Total Foreign Exchange Change in Book Value
1329218	Richardson	TX		02/23/2024		50,106											94
1413890	Chickasha	OK		03/27/2024		4,431											242
1512134	Bronx	NY		05/23/2024		164,896											384
1290292	Truckee	CA		01/25/2024		252,232											593
1337843	Schenectady	NY		02/27/2024		25,939											57
1250379	Dagsboro	DE		12/28/2023		88,391											224
1501663	Charlotte	NC		05/28/2024		76,935											129
1501694	Scottsdale	AZ		05/28/2024		303,360											2,100
1413952	Maumelle	AR		03/27/2024		1,038											976
1512052	Gary	IN		05/23/2024		26,574											55
1512092	Northville	NY		05/23/2024		42,606											58
1415389	Royal	AR		03/27/2024		24,263											571
1498546	Phoenix	AZ		05/16/2024		36,598											81
1095330	Gavelston	TX		09/18/2023		165,896											314
1416544	Silvaco Spgs	AR		03/27/2024		26,659											592
1569413	Fairfield	CA		06/26/2024		34,768											50
1569432	Middletown	OH		06/26/2024		13,644											15
1250574	Atwater	CA		12/28/2023		147,333											263
1250587	Fair Oaks Ranch	TX		12/28/2023		149,187											290
1292797	Perth Amboy	NJ		01/26/2024		80,406											185
1292829	Roselle	NJ		01/26/2024		163,153											277
1417587	Lakeview	AR		03/27/2024		19,694											377
1400730	Miami	FL		03/26/2024		201,684											479
1418998	Miami	FL		03/28/2024		94,879											219
1126359	Atlanta	FL		10/20/2023		30,281											44
1224069	Redondo Beach	CA		12/07/2023		658,824											1,794
1224117	Johns Island	SC		12/07/2023		687,502											2,726
1076116	Temple Terrace	FL		04/27/2023		29,338											33
1501605	Pottstown	PA		05/28/2024		21,596											45
1067178	Tyngsborough	MA		12/22/2022		117,907											308
1413832	Prairie Grove	AR		03/27/2024		5,358											308
1415829	Benton	AR		03/27/2024		7,078											163
1093310	Kissimmee	FL		08/09/2023		96,187											283
1093363	El Segundo	CA		08/09/2023		246,792											470
1418750	Saint Louis	MO		03/28/2024		13,788											31
1400723	Boynton Beach	FL		03/26/2024		12,015											23
1094798	Leominster	MA		09/07/2023		32,479											72
1094818	New Orleans	LA		09/07/2023		10,681											104
1224128	Snohomish	WA		12/07/2023		658,139											1,847
1224124	San Jose	CA		12/07/2023		1,012,338											2,909
1056144	St Petersburg	FL		08/26/2022		9,167											28
1501507	Chattanooga	TN		05/28/2024		36,543											87
1565509	Lake Arrowhead	CA		06/25/2024		165,750											405
1080229	Sheffield Village	OH		05/15/2023		24,297											55
1498686	Long Pond	PA		05/16/2024		32,739											61
1569342	Brooklyn	NY		06/26/2024		92,227											1,141
1290423	Burbank	CA		01/25/2024		287,360											547
1243516	North Richland Hills	TX		12/21/2023		110,030											186
1243413	Dixmont	ME		12/21/2023		135,120											232
1232930	Strongsville	OH		12/13/2023		185,921											319
1569596	Belle Glade	FL		06/26/2024		26,016											32

E02.85

STATEMENT AS OF SEPTEMBER 30, 2024 OF THE First Allmerica Financial Life Insurance Company

**SCHEDULE B - PART 3**

Showing All Mortgage Loans DISPOSED, Transferred or Repaid During the Current Quarter

1 Loan Number	2 Location		4 Loan Type	5 Date Acquired	6 Disposal Date	7 Book Value/ Recorded Investment Excluding Accrued Interest Prior Year	8 Change in Book Value/Recorded Investment					14 Book Value/ Recorded Investment Excluding Accrued Interest on Disposal	15 Consid- eration	16 Foreign Exchange Gain (Loss) on Disposal	17 Realized Gain (Loss) on Disposal	18 Total Gain (Loss) on Disposal
	2 City	3 State					8 Unrealized Valuation Increase/ (Decrease)	9 Current Year's (Amortization) /Accretion	10 Current Year's Other- Than- Temporary Impairment Recognized	11 Capitalized Deferred Interest and Other	12 Total Change in Book Value (8+9-10+11)					
1498520	Whitestone	NY		05/16/2024		181,306								324		
1512053	East Chicago	IN		05/23/2024		19,533								40		
1297291	South Hill	VA		01/30/2024		41,903								50		
1498480	Indianapolis	IN		05/16/2024		19,745								32		
1233073	Las Vegas	NV		12/13/2023		135,926								83		
1090774	Raleigh	NC		07/12/2023		37,315								54		
1094254	Aventura	FL		08/28/2023		64,290								166		
1067196	Chelsea	MA		12/22/2022		173,309								396		
1080322	Chapel Hill	NC		05/15/2023		69,800								312		
1569454	Palm Beach	FL		06/26/2024		102,604								155		
1390699	Corolla	NC		03/26/2024		260,768								432		
1233122	Paterson	NJ		12/13/2023		134,758								193		
1088807	Moab	UT		06/28/2023		123,958							4,233			
1415408	Bella Vista	AR		03/27/2024		4,173								95		
1415385	Fayetteville	AR		03/27/2024		18,341								495		
1415436	Springdale	AR		03/27/2024		40,266								950		
1355994	Ogden	UT		03/08/2024		104,289								226		
1355988	Gainesville	FL		03/08/2024		36,824								290		
1417312	Shawnee	OK		03/27/2024		18,085								358		
1417499	Fayetteville	AR		03/27/2024		28,636								877		
1232972	Monsey	NY		12/13/2023		637,027								831		
1349105	Woodbourne	NY		03/06/2024		81,604								176		
1349111	San Antonio	TX		03/06/2024		118,755								387		
1414977	Fort Smith	AR		03/27/2024		11,049								335		
1232987	Pomona	CA		12/13/2023		342,727								726		
1501573	Dallas	TX		05/28/2024		35,234								76		
1437219	Toledo	OH		04/10/2024		14,317								27		
1250651	Albany	NY		12/28/2023		89,010								181		
1337870	Central Islip	NY		02/27/2024		34,364								63		
1250269	Worcester	MA		12/28/2023		64,397								150		
1512119	Swansea	IL		05/23/2024		30,483								58		
1233079	Brooklyn	NY		12/13/2023		474,965								997		
1290211	Oakland	CA		01/25/2024		226,150								385		
1290216	Central City	CO		01/25/2024		108,191							4,089			
1135354	Spring Lake	NC		10/27/2023		3,768								7		
1337911	Hammond	IN		02/27/2024		16,431								31		
1337908	High Point	NC		02/27/2024		26,493								52		
1091634	Port St Lucie	FL		07/25/2023		35,223								82		
1250200	Palm Bay	FL		12/28/2023		57,403								125		
1569302	Grain Valley	MO		06/26/2024		43,792								65		
1290843	Birmingham	AL		01/25/2024		32,522								52		
1290833	Longwood	FL		01/25/2024		69,777								127		
1233169	Brooklyn	NY		12/13/2023		416,912								930		
1512154	Palm Harbor	FL		05/23/2024		37,059								56		
1414033	Norman	OK		03/27/2024		4,222								207		
1414048	Bentonville	AR		03/27/2024		23,239							1,138			
1415855	Dewey	OK		03/27/2024		28,767								647		
1415897	Springdale	AR		03/27/2024		18,926								455		
1337799	Richmond	VA		02/27/2024		12,834								31		
1400805	Rehoboth Beach	DE		03/26/2024		101,266								183		
1417387	Bentonville	AR		03/27/2024		43,932								947		

E02.86

STATEMENT AS OF SEPTEMBER 30, 2024 OF THE First Allmerica Financial Life Insurance Company

**SCHEDULE B - PART 3**

Showing All Mortgage Loans DISPOSED, Transferred or Repaid During the Current Quarter

1 Loan Number	2 Location		4 Loan Type	5 Date Acquired	6 Disposal Date	7 Book Value/ Recorded Investment Excluding Accrued Interest Prior Year	8 Change in Book Value/Recorded Investment					14 Book Value/ Recorded Investment Excluding Accrued Interest on Disposal	15 Consid- eration	16 Foreign Exchange Gain (Loss) on Disposal	17 Realized Gain (Loss) on Disposal	18 Total Gain (Loss) on Disposal
	2 City	3 State					8 Unrealized Valuation Increase/ (Decrease)	9 Current Year's (Amortization) /Accretion	10 Current Year's Other- Than- Temporary Impairment Recognized	11 Capitalized Deferred Interest and Other	12 Total Change in Book Value (8+9-10+11)					
1074597	Central Valley	NY		03/29/2023		52,882										92
1418992	Desert Hot Springs	CA		03/28/2024		39,089										112
1095311	La Quinta	CA		09/18/2023		133,706										286
1415503	Rudy	AR		03/27/2024		19,872										464
1417442	Catoosa	OK		03/27/2024		13,840										366
1417450	Edmond	OK		03/27/2024		13,974										284
1418776	Brooklyn Park	MD		03/28/2024		13,954										31
1415678	Coweta	OK		03/27/2024		16,050										499
1415685	Shady Point	OK		03/27/2024		5,854										269
1415702	Hot Springs	AR		03/27/2024		21,204										498
1055993	Bristol	VA		08/26/2022		5,641										18
1297306	Grandview	MO		01/30/2024		68,788										117
1297289	Kalamazoo	MI		01/30/2024		42,698										92
1210005	Wellington	FL		11/29/2023		155,533										773
1418725	Brooklyn	MD		03/28/2024		12,678										25
1417306	Bentonville	AR		03/27/2024		11,378										230
1491219	Scottsdale	AZ		05/10/2024		115,209										268
1091670	Daytona Beach	FL		07/25/2023		19,224										49
1272048	Worcester	MA		01/09/2024		189,337										710
1090735	Raleigh	NC		07/12/2023		36,628										86
1569417	Irving	TX		06/26/2024		48,399										93
1501401	Macon	GA		05/28/2024		102,728										209
1415489	Springdale	AR		03/27/2024		16,715										385
1232952	Perris	CA		12/13/2023		248,089										557
1094783	Romeville	IL		09/07/2023		14,922										35
1297641	Fort Lee	NJ		01/30/2024		374,261										930
1400711	Venice	FL		03/26/2024		37,789										68
1491123	Howell	NJ		05/10/2024		70,674										161
1250405	Glendale	CA		12/28/2023		355,443										1,001
1290281	Fort Pierce	FL		01/25/2024		67,332										131
1297423	Portage	MI		01/30/2024		73,032										123
1569578	Paradise Valley	AZ		06/26/2024		521,193										354
1569584	Atlanta	GA		06/26/2024		65,515										137
1333464	Baltimore	MD		02/26/2024		24,339										34
1415271	Bella Vista	AR		03/27/2024		7,515										235
1415353	North Little Rock	AR		03/27/2024		7,069										309
1297631	Corona	CA		01/30/2024		177,086										578
1501370	Adelphi	MD		05/28/2024		88,384										130
1355872	Zephyrhills	FL		03/08/2024		28,753										71
1088904	Hollywood	FL		06/28/2023		17,008										89
1234872	Pigeon Forge	TN		12/14/2023		408,699										1,017
1093332	Philadelphia	PA		08/09/2023		23,193										54
1569379	Binghamton	NY		06/26/2024		16,002										19
1209845	Phoenix	AZ		11/29/2023		213,340										781
1417366	Van Buren	AR		03/27/2024		14,667										333
1417403	Springfield	MO		03/27/2024		10,260										279
1055969	Rialto	CA		08/26/2022		15,576										55
1055971	Sarasota	FL		08/26/2022		23,456										77
1331663	Clarksville	MD		02/26/2024		92,088										2,055
1414737	Rogers	AR		03/27/2024		15,403										448
1093295	San Antonio	TX		08/09/2023		38,409										95

E02.87



STATEMENT AS OF SEPTEMBER 30, 2024 OF THE First Allmerica Financial Life Insurance Company

**SCHEDULE B - PART 3**

Showing All Mortgage Loans DISPOSED, Transferred or Repaid During the Current Quarter

1 Loan Number	2 Location		4 Loan Type	5 Date Acquired	6 Disposal Date	7 Book Value/ Recorded Investment Excluding Accrued Interest Prior Year	8 Change in Book Value/Recorded Investment					14 Book Value/ Recorded Investment Excluding Accrued Interest on Disposal	15 Consid- eration	16 Foreign Exchange Gain (Loss) on Disposal	17 Realized Gain (Loss) on Disposal	18 Total Gain (Loss) on Disposal	
	2 City	3 State					8 Unrealized Valuation Increase/ (Decrease)	9 Current Year's (Amortization) /Accretion	10 Current Year's Other- Than- Temporary Impairment Recognized	11 Capitalized Deferred Interest and Other	12 Total Change in Book Value (8+9-10+11)						13 Total Foreign Exchange Change in Book Value
1338015	Kansas City	MO		02/27/2024		13,346											.26
1088811	Woodland Hills	CA		06/28/2023		201,630											.529
1290215	Woodland Hills	CA		01/25/2024		298,619											.627
1094183	Phoenix	AZ		08/28/2023		145,800											.381
1093358	Escondido	CA		08/09/2023		196,896											1,122
1080394	Rancho Mirage	CA		05/15/2023		79,470											.250
1080421	Minneapolis	MN		05/15/2023		58,652											.186
1491208	Hickory	NC		05/10/2024		52,143											.108
1135320	Sarasota	FL		10/27/2023		7,675											.16
1055862	Broadview	IL		08/26/2022		9,203											.30
1415739	Fayetteville	AR		03/27/2024		17,148											.395
1565486	Santa Ana	CA		06/25/2024		129,972											1,097
1094937	Georgetown	TX		09/07/2023		41,191											.105
1415535	Springdale	AR		03/27/2024		12,860											.529
1056018	Chapel Hill	NC		08/26/2022		17,580											.58
1056046	Milwaukee	WI		08/26/2022		5,640											.20
1056091	Fresno	CA		08/26/2022		9,853											.34
1491320	Jamaica	NY		05/10/2024		59,362											.90
1250411	Key Largo	FL		12/28/2023		600,084											.812
1250302	Damascus	VA		12/28/2023		56,699											.101
1418724	Greenville	NC		03/28/2024		13,526											.30
1416316	Warner	OK		03/27/2024		17,290											.512
1355890	Bay Shore	NY		03/08/2024		47,559											.69
1355879	Richardson	TX		03/08/2024		27,433											.58
1093266	Chattanooga	TN		08/09/2023		28,724											.67
1512167	Mesa	AZ		05/23/2024		123,315											.122
1565470	Cathedral City	CA		06/25/2024		44,847											.87
1565468	Baltimore	MD		06/25/2024		40,352											.59
1233211	Zion	IL		12/13/2023		77,015											.146
1234875	Prescott	AZ		12/14/2023		688,817											1,539
1088659	Frisco	TX		06/28/2023		247,776											.488
1088658	Powell	OH		06/28/2023		110,506											.209
1491248	Baldwin Park	CA		05/10/2024		31,172											.66
1091671	Northport	AL		07/25/2023		27,017											.56
1416618	Fayetteville	AR		03/27/2024		24,984											.642
1549198	Plantation	FL		06/13/2024		85,225											.175
1413955	Broken Arrow	OK		03/27/2024		4,251											.245
1056340	Baltimore	MD		08/26/2022		5,906											.17
1414324	Springdale	AR		03/27/2024		18,590											.789
1501427	Savannah	GA		05/28/2024		36,387											.72
1501430	Aurora	CO		05/28/2024		71,707											.155
1209734	Roselle	NJ		11/29/2023		91,881											.199
1383799	Raleigh	NC		03/21/2024		24,305											.43
1418799	Cape Coral	FL		03/28/2024		17,642											.19
1233041	Riverside	CA		12/13/2023		508,464											1,191
1498549	El Reno	OK		05/16/2024		21,047											.44
1491131	Cape Coral	FL		05/10/2024		88,130											.192
1078890	Belville	NC		05/09/2023		246,437											1,009
1078924	McQueeney	TX		05/09/2023		253,057											1,129
1095321	Decatur	GA		09/18/2023		132,150											.276
1414252	Cabot	AR		03/27/2024		23,248											.694

E02.88

STATEMENT AS OF SEPTEMBER 30, 2024 OF THE First Allmerica Financial Life Insurance Company

**SCHEDULE B - PART 3**

Showing All Mortgage Loans DISPOSED, Transferred or Repaid During the Current Quarter

1 Loan Number	2 Location		4 Loan Type	5 Date Acquired	6 Disposal Date	7 Book Value/ Recorded Investment Excluding Accrued Interest Prior Year	8 Change in Book Value/Recorded Investment					14 Book Value/ Recorded Investment Excluding Accrued Interest on Disposal	15 Consid- eration	16 Foreign Exchange Gain (Loss) on Disposal	17 Realized Gain (Loss) on Disposal	18 Total Gain (Loss) on Disposal	
	2 City	3 State					8 Unrealized Valuation Increase/ (Decrease)	9 Current Year's (Amortization) /Accretion	10 Current Year's Other- Than- Temporary Impairment Recognized	11 Capitalized Deferred Interest and Other	12 Total Change in Book Value (8+9-10+11)						13 Total Foreign Exchange Change in Book Value
1512144	Arcadia	CA		05/23/2024		123,290											.98
1080206	Las Vegas	NV		05/15/2023		33,437											.2
1414328	Fayetteville	AR		03/27/2024		12,647											513
1315588	Harriman	TN		02/13/2024		24,535											.55
1307611	Mesa	AZ		02/08/2024		74,950											155
1491239	Aventura	FL		05/10/2024		24,784											446
1491133	McDonough	GA		05/10/2024		32,440											.88
1491137	Bullhead City	AZ		05/10/2024		19,310											.38
1491160	Dallas	TX		05/10/2024		82,991											148
1337765	Brooklyn	NY		02/27/2024		29,529											.55
1501379	Orlando	FL		05/28/2024		45,171											.59
1501380	Poinciana	FL		05/28/2024		47,087											.62
1549251	Windermere	FL		06/13/2024		54,306											.81
1549259	Lake City	FL		06/13/2024		19,958											.41
1549104	Glendale	AZ		06/13/2024		33,104											.65
1093967	Pittsburgh	PA		08/17/2023		247,243											.824
1331702	San Jose	CA		02/26/2024		65,543											310
1135327	Waco	TX		10/27/2023		5,599											.12
1348842	Brookshire	TX		03/06/2024		68,619											.242
1329274	Brick	NJ		02/23/2024		67,537											.120
1056219	Waxahachie	TX		08/26/2022		8,668											.28
1080187	Surprise	AZ		05/15/2023		15,250											.271
1055963	Saginaw	TX		08/26/2022		7,888											.26
1569252	Placentia	CA		06/26/2024		70,953											4,537
1569256	Irvine	CA		06/26/2024		101,345											.175
1413577	Highlandville	MO		03/27/2024		5,411											336
1413825	Huntsville	AR		03/27/2024		2,377											.164
1413857	Lawton	OK		03/27/2024		13,416											1,496
1413951	Merriam	KS		03/27/2024		3,948											.646
1290284	Douglaston	NY		01/25/2024		499,418											548
1569571	Plain City	OH		06/26/2024		47,752											.95
1126394	Windsor	CO		10/20/2023		52,742											.142
1549286	South Chesterfield	VA		06/13/2024		34,161											.60
1088946	Los Angeles City, Winnetka	CA		06/28/2023		42,933											.98
1086474	The Woodlands	TX		06/08/2023		100,561											268
1076617	Las Vegas	NV		04/21/2023		63,485											.159
1417245	Tahlequah	OK		03/27/2024		25,560											528
1569289	Howell	NJ		06/26/2024		94,095											.166
1086654	San Antonio	TX		06/08/2023		63,273											.188
1569361	Balboa Island	CA		06/26/2024		120,898											.183
1415974	Yukon	OK		03/27/2024		23,042											519
1416085	Fayetteville	AR		03/27/2024		7,262											.681
1498413	Bellflower	CA		05/16/2024		92,088											.162
1400784	Gulf Shores	AL		03/26/2024		50,202											.94
1383537	Santa Rosa Beach	FL		03/21/2024		29,752											.70
1209998	Mission Viejo	CA		11/29/2023		141,103											326
1088679	Pasadena	CA		06/28/2023		122,641											.264
1565385	Westlaco	TX		06/25/2024		48,718											.151
1567987	Las Vegas	NV		06/26/2024		209,982											335
1113078	Fort Myers	FL		10/13/2023		12,663											.27
1233185	Hailey	ID		12/13/2023		547,755											1,204

E02.89

STATEMENT AS OF SEPTEMBER 30, 2024 OF THE First Allmerica Financial Life Insurance Company

**SCHEDULE B - PART 3**

Showing All Mortgage Loans DISPOSED, Transferred or Repaid During the Current Quarter

1 Loan Number	2 Location		4 Loan Type	5 Date Acquired	6 Disposal Date	7 Book Value/ Recorded Investment Excluding Accrued Interest Prior Year	8 Change in Book Value/Recorded Investment					14 Book Value/ Recorded Investment Excluding Accrued Interest on Disposal	15 Consid- eration	16 Foreign Exchange Gain (Loss) on Disposal	17 Realized Gain (Loss) on Disposal	18 Total Gain (Loss) on Disposal
	2 City	3 State					8 Unrealized Valuation Increase/ (Decrease)	9 Current Year's (Amortization) /Accretion	10 Current Year's Other- Than- Temporary Impairment Recognized	11 Capitalized Deferred Interest and Other	12 Total Change in Book Value (8+9-10+11)					
1234851	Stilwell	KS		12/14/2023		402,007								966		
1074662	Elizabeth	NJ		04/28/2023		59,483								172		
1086573	Naples	FL		06/08/2023		424,904								300		
1077422	Homestead	FL		05/03/2023		193,855								579		
1569144	Thomasville	GA		06/26/2024		26,900								37		
1383500	Northridge	CA		03/21/2024		115,633								225		
1415855	Loma Linda	MO		03/27/2024		18,965								503		
1501727	Aventura	FL		05/28/2024		49,976								107		
1417041	Fayetteville	AR		03/27/2024		27,638								600		
1080158	Old Station	CA		05/15/2023		14,330								65		
1360372	Harrisburg	PA		03/11/2024		18,103								42		
1569436	Henrico	VA		06/26/2024		27,780								75		
1091696	Tampa	FL		07/25/2023		47,760								114		
1413993	Broken Arrow	OK		03/27/2024		1,999								120		
1290914	South Miami	FL		01/25/2024		191,266								415		
1091627	Chatanooga	TN		07/25/2023		24,842								64		
1414304	Fort Smith	AR		03/27/2024		6,224								251		
1414305	Mountain Home	AR		03/27/2024		1,673								333		
1297526	Bethlehem	PA		01/30/2024		64,788								109		
1137104	Erie	PA		10/30/2023		31,606								68		
1569178	University Place	WA		06/26/2024		121,648								176		
1290293	Phoenix	AZ		01/25/2024		75,045								166		
1569496	Knoxville	TN		06/26/2024		79,330								122		
1569532	Cincinnati	OH		06/26/2024		29,221								53		
1348926	Holly Hill	FL		03/06/2024		91,610								189		
1339863	Carlsbad	CA		02/28/2024		366,194								840		
1549162	Richland Hills	TX		06/13/2024		41,381								78		
1356005	Plainview	NY		03/08/2024		60,353								374		
1414784	Lenexa	KS		03/27/2024		10,000								307		
1414879	Duncan	OK		03/27/2024		7,280								188		
1329247	Anacortes	WA		02/23/2024		38,446								140		
1348977	Georgetown	TX		03/06/2024		83,331								158		
1066491	Davenport	FL		11/22/2022		61,900								181		
1491117	Astoria	NY		05/10/2024		46,343								142		
1549234	Jacksonville	FL		06/13/2024		31,314								66		
1416894	Fayetteville	AR		03/27/2024		12,915								350		
1383604	Denton	TX		03/21/2024		29,334								58		
1355979	San Rafael	CA		03/08/2024		126,637								274		
1093981	Post Falls	ID		08/17/2023		194,103								444		
1339894	Wayland	MA		02/28/2024		303,686								1,069		
1390700	Kailua	HI		03/26/2024		274,927								559		
1414906	Russellville	AR		03/27/2024		6,429								186		
1055960	Newnan	GA		08/26/2022		6,942								22		
1569079	Stockton	CA		06/26/2024		59,017								162		
1290357	Kennesaw	GA		01/25/2024		127,287								256		
1093338	Chatanooga	TN		08/09/2023		48,677								118		
1415103	Fayetteville	AR		03/27/2024		10,885								312		
1498418	Woodmere	NY		05/16/2024		59,232								133		
1292907	Gray Court	SC		01/26/2024		199,255								368		
1383509	Fort Worth	TX		03/21/2024		15,347								281		
1383528	Largo	FL		03/21/2024		35,415								69		

E02.90

STATEMENT AS OF SEPTEMBER 30, 2024 OF THE First Allmerica Financial Life Insurance Company

**SCHEDULE B - PART 3**

Showing All Mortgage Loans DISPOSED, Transferred or Repaid During the Current Quarter

1 Loan Number	2 Location		4 Loan Type	5 Date Acquired	6 Disposal Date	7 Book Value/ Recorded Investment Excluding Accrued Interest Prior Year	8 Change in Book Value/Recorded Investment					14 Book Value/ Recorded Investment Excluding Accrued Interest on Disposal	15 Consid- eration	16 Foreign Exchange Gain (Loss) on Disposal	17 Realized Gain (Loss) on Disposal	18 Total Gain (Loss) on Disposal
	2 City	3 State					8 Unrealized Valuation Increase/ (Decrease)	9 Current Year's (Amortization) /Accretion	10 Current Year's Other- Than- Temporary Impairment Recognized	11 Capitalized Deferred Interest and Other	12 Total Change in Book Value (8+9-10+11)					
1567998	Scottsdale	AZ		06/26/2024		525,329								873		
1056178	Germantown	NY		08/26/2022		11,718								38		
1055939	Daytona Beach	FL		08/26/2022		6,681								20		
1055942	Phoenix	AZ		08/26/2022		15,835								131		
1080204	Las Vegas	NV		05/15/2023		36,004								96		
1080212	Sandy Springs	GA		05/15/2023		61,852								123		
1056246	Rome	GA		08/26/2022		7,254								28		
1413081	Shell Knob	MO		03/27/2024		3,810								352		
1356072	Fort Lee	NJ		03/08/2024		82,748							17,871			
1501686	Mesa	AZ		05/28/2024		34,986								49		
1501700	Peoria	AZ		05/28/2024		268,834								561		
1501722	Las Vegas	NV		05/28/2024		86,209								218		
1090116	Indianapolis	IN		07/10/2023		68,997								185		
1297442	Houston	TX		01/30/2024		386,888								86		
1234881	Marietta	GA		12/14/2023		575,550								1,496		
1077401	Troy	NY		05/03/2023		44,428								106		
1416935	Noel	MO		03/27/2024		8,579								183		
1416991	Oklahoma City	OK		03/27/2024		11,761								289		
1076151	Cedar Park	TX		04/27/2023		77,776								169		
1417135	Shawnee	OK		03/27/2024		14,428								301		
1209866	Iselin	NJ		11/29/2023		98,830								168		
1383501	Moore	OK		03/21/2024		13,804								29		
1565433	Gainesville	FL		06/25/2024		77,088								262		
1055961	Baltimore	MD		08/26/2022		6,900								50		
1569212	Meridian	ID		06/26/2024		58,342								101		
1413518	Bella Vista	AR		03/27/2024		8,810								599		
1413631	Golden	MO		03/27/2024		3,187								213		
1413839	Monett	MO		03/27/2024		3,269								165		
1055878	Miramar	FL		08/26/2022		5,799								16		
1569309	Detroit	MI		06/26/2024		19,223								18		
1569530	Saint Petersburg	FL		06/26/2024		35,420								107		
1569567	Clearwater	FL		06/26/2024		53,138								160		
1094969	South Euclid	OH		09/08/2023		36,848								193		
1233044	Los Angeles	CA		12/13/2023		335,070								886		
1567974	Lincoln	CA		06/26/2024		215,309								897		
1555780	Greensboro	NC		06/18/2024		28,821								59		
1091604	Boynton Beach	FL		07/25/2023		54,682								142		
1569130	Altamont	TN		06/26/2024		74,362								113		
1569170	Valley Stream	NY		06/26/2024		103,086								125		
1569465	Woodbourne	NY		06/26/2024		80,675								105		
1113237	Gatlinburg	TN		10/13/2023		18,081								44		
1297533	Louisville	KY		01/30/2024		93,669								142		
1383643	Canoga Park	CA		03/21/2024		17,741								33		
1290267	Selbyville	DE		01/25/2024		149,171								274		
1569559	Essex	MD		06/26/2024		47,651								90		
1413215	Sherwood	AR		03/27/2024		5,005								405		
1333486	Houston	TX		02/26/2024		23,201								52		
1390747	Sylmar	CA		03/26/2024		82,237								181		
1074660	Parkland	FL		04/28/2023		130,612								242		
1569281	Clifton	NJ		06/26/2024		74,485								132		
1383786	Chicago	IL		03/21/2024		23,218								43		

STATEMENT AS OF SEPTEMBER 30, 2024 OF THE First Allmerica Financial Life Insurance Company

**SCHEDULE B - PART 3**

Showing All Mortgage Loans DISPOSED, Transferred or Repaid During the Current Quarter

1 Loan Number	2 Location		4 Loan Type	5 Date Acquired	6 Disposal Date	7 Book Value/ Recorded Investment Excluding Accrued Interest Prior Year	8 Change in Book Value/Recorded Investment					14 Book Value/ Recorded Investment Excluding Accrued Interest on Disposal	15 Consid- eration	16 Foreign Exchange Gain (Loss) on Disposal	17 Realized Gain (Loss) on Disposal	18 Total Gain (Loss) on Disposal
	2 City	3 State					8 Unrealized Valuation Increase/ (Decrease)	9 Current Year's (Amortization) /Accretion	10 Current Year's Other- Than- Temporary Impairment Recognized	11 Capitalized Deferred Interest and Other	12 Total Change in Book Value (8+9-10+11)					
1349049	Lawrenceville	GA		03/06/2024		65,634								157		
1290204	Palm Bay	FL		01/25/2024		115,347								214		
1400738	Kentfield	CA		03/26/2024		214,264								512		
1348910	Hot Springs National Park	AR		03/06/2024		35,846								82		
1348923	Ypsilanti	MI		03/06/2024		57,312								128		
1491452	Naperville	IL		05/10/2024		69,442								146		
1549303	Jacksonville	FL		06/13/2024		36,853								69		
1356002	Haines City	FL		03/08/2024		32,225								70		
1091694	Wesley Chapel	FL		07/25/2023		21,449							4,050			
1412890	Van Buren	AR		03/27/2024		4,982							358			
1243574	Fredericksburg	TX		12/21/2023		1,053,595							1,892			
1501669	Welsh	LA		05/28/2024		66,272							105			
1512105	Buffalo	NY		05/23/2024		37,357							76			
1209821	Valdosta	GA		11/29/2023		29,008							70			
1209829	Prescott	AZ		11/29/2023		123,853							252			
1290291	East Lansing	MI		01/25/2024		103,108							153			
1414667	Webb City	MO		03/27/2024		11,809							390			
1088800	Hope Mills	NC		06/28/2023		108,857							2,383			
1416629	England	AR		03/27/2024		11,717							527			
1549161	Laveen	AZ		06/13/2024		53,792							109			
1290899	Davenport	FL		01/25/2024		175,518							348			
1080207	Falmouth	ME		05/15/2023		46,123							102			
1413671	Eureka Springs	AR		03/27/2024		10,644							835			
1413696	Atkins	AR		03/27/2024		4,134							337			
1414691	Stillwater	OK		03/27/2024		7,529							818			
1414721	London	AR		03/27/2024		7,384							272			
1565366	Cutler Bay	FL		06/25/2024		62,697							98			
1096647	Miramar Beach	FL		09/27/2023		53,394							39			
1088864	Stamford	CT		06/28/2023		201,909							498			
1209992	Katy	TX		11/29/2023		95,495							154			
1565527	Sedona	AZ		06/25/2024		133,899							198			
1565533	Orlando	FL		06/25/2024		79,428						61,602				
1348928	Prior Lake	MN		03/06/2024		56,303							92			
1549159	North Fort Myers	FL		06/13/2024		38,302							69			
1383592	Trinidad	TX		03/21/2024		47,840							79			
1565563	Boynton Beach	FL		06/25/2024		39,255							351			
1565572	Lake Forest	IL		06/25/2024		217,298							269			
1501681	Schenksville	PA		05/28/2024		46,482							106			
1498426	Newark	NJ		05/16/2024		39,240							87			
1498435	Tyler	TX		05/16/2024		14,689							10			
1412861	Pittsburg	KS		03/27/2024		16,595							855			
1292911	Valencia	CA		01/26/2024		496,456							1,092			
1568025	Brooklyn	NY		06/26/2024		357,405							592			
1568042	Danville	CA		06/26/2024		207,149							357			
1233115	Patterson	NJ		12/13/2023		199,827							286			
1055926	Sacramento	CA		08/26/2022		12,826							50			
1297494	Corapolis	PA		01/30/2024		43,444							82			
1080222	Moreno Valley	CA		05/15/2023		36,262							139			
1080225	Vista	CA		05/15/2023		62,917							130			
1080341	Canton	GA		05/15/2023		55,636							172			
1412981	Fayetteville	AR		03/27/2024		8,601							309			

E02.92

STATEMENT AS OF SEPTEMBER 30, 2024 OF THE First Allmerica Financial Life Insurance Company

**SCHEDULE B - PART 3**

Showing All Mortgage Loans DISPOSED, Transferred or Repaid During the Current Quarter

1 Loan Number	2 Location		4 Loan Type	5 Date Acquired	6 Disposal Date	7 Book Value/ Recorded Investment Excluding Accrued Interest Prior Year	8 Change in Book Value/Recorded Investment					14 Book Value/ Recorded Investment Excluding Accrued Interest on Disposal	15 Consid- eration	16 Foreign Exchange Gain (Loss) on Disposal	17 Realized Gain (Loss) on Disposal	18 Total Gain (Loss) on Disposal	
	2 City	3 State					8 Unrealized Valuation Increase/ (Decrease)	9 Current Year's (Amortization) /Accretion	10 Current Year's Other- Than- Temporary Impairment Recognized	11 Capitalized Deferred Interest and Other	12 Total Change in Book Value (8+9-10+11)						13 Total Foreign Exchange Change in Book Value
1356054	Riverview	FL		03/08/2024		40,630											.74
1233025	Gotha	FL		12/13/2023		567,055											1,384
1233040	Dublin	CA		12/13/2023		809,241											1,876
1290956	Aventura	FL		01/25/2024		95,331											211
1413840	Olathe	KS		03/27/2024		7,874											397
1414966	Russellville	AR		03/27/2024		6,616											192
1091578	Sweetwater	FL		07/25/2023		34,022											93
1056211	Dorchester	MA		08/26/2022		20,468											78
1056248	Oshkosh	WI		08/26/2022		4,496											13
1549139	New Kensington	PA		06/13/2024		11,256											20
1569371	West Palm Beach	FL		06/26/2024		66,552											106
1116847	Westport	CT		10/13/2023		25,821											41
1383806	Odessa	TX		03/21/2024		13,837											26
1383796	Sacramento	CA		03/21/2024		21,461											38
1414590	Pocola	OK		03/27/2024		5,069											168
1331664	New Haven	CT		02/26/2024		29,339											53
1331670	Danville	VA		02/26/2024		58,674											106
1569270	Denver	CO		06/26/2024		94,645											144
1056054	Sellersville	PA		08/26/2022		5,907											18
1056071	Maumee	OH		08/26/2022		6,156											20
1290819	Philadelphia	PA		01/25/2024		66,290											40
1307586	Garden City	NY		02/08/2024		505,236											914
1088877	Katy	TX		06/28/2023		22,474											92
1091572	Hemet	CA		07/25/2023		79,983											206
1093965	Gilroy	CA		08/17/2023		237,703											819
1356043	Mills River	NC		03/08/2024		95,840											166
1356050	Freehold	NJ		03/08/2024		46,979											97
1416521	Joplin	MO		03/27/2024		12,347											270
1056028	Visalia	CA		08/26/2022		11,622											40
1415586	Centerton	AR		03/27/2024		15,522											391
1416661	Sparta	MO		03/27/2024		29,713											651
1416692	Joplin	MO		03/27/2024		10,957											313
1416756	Fort Smith	AR		03/27/2024		16,498											356
1414997	Rogers	AR		03/27/2024		5,041											185
1233171	Brooklyn	NY		12/13/2023		722,479											1,435
1076145	Plano	TX		04/27/2023		60,606											142
1415085	Fayetteville	AR		03/27/2024		5,248											148
1088669	Tampa	FL		06/28/2023		237,937											443
1126396	Salida	CA		10/20/2023		22,519											206
1126387	Basalt	CO		10/20/2023		193,635											445
1088920	Mission Viejo	CA		06/28/2023		94,554											190
1088949	Henderson	NV		06/28/2023		32,988											76
1569260	Tolleson	AZ		06/26/2024		59,288											100
1569313	Oceanside	CA		06/26/2024		16,383											20
1569591	Lauderhill	FL		06/26/2024		19,246											16
1416786	Oak Grove	MO		03/27/2024		25,287											538
1383508	Troy	NY		03/21/2024		18,508											34
1135333	Fort Worth	TX		10/27/2023		7,293											17
1056187	Atlanta	GA		08/26/2022		9,642											33
1234902	Lakewood	NJ		12/14/2023		800,465											2,244
1356104	Davisburg	MI		03/08/2024		38,649											76

E02.93

STATEMENT AS OF SEPTEMBER 30, 2024 OF THE First Allmerica Financial Life Insurance Company

**SCHEDULE B - PART 3**

Showing All Mortgage Loans DISPOSED, Transferred or Repaid During the Current Quarter

1 Loan Number	2 Location		4 Loan Type	5 Date Acquired	6 Disposal Date	7 Book Value/ Recorded Investment Excluding Accrued Interest Prior Year	8 Change in Book Value/Recorded Investment					14 Book Value/ Recorded Investment Excluding Accrued Interest on Disposal	15 Consid- eration	16 Foreign Exchange Gain (Loss) on Disposal	17 Realized Gain (Loss) on Disposal	18 Total Gain (Loss) on Disposal
	2 City	3 State					8 Unrealized Valuation Increase/ (Decrease)	9 Current Year's (Amortization) /Accretion	10 Current Year's Other- Than- Temporary Impairment Recognized	11 Capitalized Deferred Interest and Other	12 Total Change in Book Value (8+9-10+11)					
1135308	Hollywood	FL		10/27/2023		11,654										25
1415274	Kansas City	KS		03/27/2024		7,870										200
1437240	Miami	FL		04/10/2024		69,762										161
1565393	Fort Worth	TX		06/25/2024		63,713										82
1333495	Oxford	CT		02/26/2024		25,994										57
1418915	Anaheim	CA		03/28/2024		68,663										162
1418965	Grand Prairie	TX		03/28/2024		27,401										52
1079288	Roselle	NJ		05/12/2023		55,987										141
1383616	New Smyrna Beach	FL		03/21/2024		33,706										67
1135275	Lewisville	NC		10/27/2023		11,036										73
1416999	Alma	AR		03/27/2024		10,681										230
1417145	Mounds	OK		03/27/2024		36,351										959
1569177	Ruston	WA		06/26/2024		105,312										154
1565610	New Port Richey	FL		06/25/2024		65,632										61
1501437	Homestead	FL		05/28/2024		86,903										846
1501439	Mount Clemens	MI		05/28/2024		33,562										76
1056298	Indianapolis	IN		08/26/2022		10,584										34
1290988	Tampa	FL		01/25/2024		83,580										178
1501529	Phoenix	AZ		05/28/2024		61,659										129
1565510	Gallatin	TN		06/25/2024		84,260										111
1501420	Miami	FL		05/28/2024		76,319										178
1250342	Los Angeles	CA		12/28/2023		121,306										230
1498508	Pittsburgh	PA		05/16/2024		19,192										49
1549089	Tampa	FL		06/13/2024		40,111										96
1418892	Miami	FL		03/28/2024		94,630										200
1087358	Oswego	IL		06/21/2023		88,464										213
1297647	Tustin	CA		01/30/2024		458,403										3,175
1437239	Monroe	NY		04/10/2024		11,799										105
1569116	Largo	FL		06/26/2024		61,522										89
1224065	San Diego	CA		12/07/2023		836,190										2,402
1224083	Alpharetta	GA		12/07/2023		492,246										1,409
1069455	Spokane	WA		02/23/2023		20,476										41
1069645	Ocala	FL		02/24/2023		25,710										31
1250610	Fredericksburg	TX		12/28/2023		327,370										794
1501590	Brandon	MS		05/28/2024		32,940										84
1498674	West Palm Beach	FL		05/16/2024		42,689										104
1491108	Fairview	NJ		05/10/2024		60,204										129
1491109	Cape Coral	FL		05/10/2024		30,896										71
1094255	Westlake	FL		08/28/2023		140,664										297
1250417	Drexel Hill	PA		12/28/2023		62,318										143
1329206	Vallejo	CA		02/23/2024		73,169										138
1329219	Fayetteville	NC		02/23/2024		31,644										61
1565514	Williamston	NC		06/25/2024		56,893										80
1348878	Redondo Beach	CA		03/06/2024		178,527										408
1418852	Philadelphia	PA		03/28/2024		17,204										43
1297370	Pensacola	FL		01/30/2024		40,538										69
1297384	Philadelphia	PA		01/30/2024		79,459										160
1076163	Frankston	TX		04/27/2023		121,707										141
1080194	Carmichael	CA		05/15/2023		51,616										103
1093281	Willis	TX		08/09/2023		66,479										146
1093267	Thousand Oaks	CA		08/09/2023		73,598										185

E02.94

STATEMENT AS OF SEPTEMBER 30, 2024 OF THE First Allmerica Financial Life Insurance Company

**SCHEDULE B - PART 3**

Showing All Mortgage Loans DISPOSED, Transferred or Repaid During the Current Quarter

1 Loan Number	2 Location		4 Loan Type	5 Date Acquired	6 Disposal Date	7 Book Value/ Recorded Investment Excluding Accrued Interest Prior Year	8 Change in Book Value/Recorded Investment					14 Book Value/ Recorded Investment Excluding Accrued Interest on Disposal	15 Consid- eration	16 Foreign Exchange Gain (Loss) on Disposal	17 Realized Gain (Loss) on Disposal	18 Total Gain (Loss) on Disposal
	2 City	3 State					8 Unrealized Valuation Increase/ (Decrease)	9 Current Year's (Amortization) /Accretion	10 Current Year's Other- Than- Temporary Impairment Recognized	11 Capitalized Deferred Interest and Other	12 Total Change in Book Value (8+9-10+11)					
1093411	Miami	FL		08/09/2023		81,780								196		
1093940	Los Angeles	CA		08/17/2023		193,325								487		
1085965	Berkeley	CA		05/25/2023		70,078								232		
1272077	Waikoloa	HI		01/09/2024		143,524								360		
1272112	Greenville	SC		01/09/2024		90,256								173		
1549111	Florence	NJ		06/13/2024		43,271								87		
1549097	New Bern	NC		06/13/2024		23,188								38		
1337958	St. Louis	MO		02/27/2024		15,715								29		
1086601	Port Saint Lucie	FL		06/08/2023		109,568								258		
1549191	Edwardsville	PA		06/13/2024		37,243								46		
1549155	Cincinnati	OH		06/13/2024		53,381								100		
1250453	Lone Oak	TX		12/28/2023		190,004								261		
1250358	Duluth	GA		12/28/2023		63,017								134		
1297426	Multiple	GA		01/30/2024		108,909								211		
1349125	Great Neck	NY		03/06/2024		332,018								701		
1567996	Brooklyn	NY		06/26/2024		400,282								634		
1338116	Moorestville	NC		02/27/2024		57,193								84		
1338115	Tampa	FL		02/27/2024		33,885								5		
1569114	Austin	TX		06/26/2024		238,292								323		
1056082	Country Club Hills	IL		08/26/2022		4,825								17		
1116874	Brooklyn	NY		10/13/2023		30,855								77		
1498666	Boynton Beach	FL		05/16/2024		29,784								43		
1501488	Myrtle Beach	SC		05/28/2024		46,962								109		
1501511	Knoxville	TN		05/28/2024		42,133								83		
1056061	Essex	MD		08/26/2022		9,707								28		
1418901	Anaheim	CA		03/28/2024		62,158								127		
1565547	Lexington	MA		06/25/2024		200,192								135		
1565463	Plainfield	IL		06/25/2024		36,760								48		
1076640	Jackson	TN		04/21/2023		44,765								46		
1416278	Springfield	MO		03/27/2024		9,070								190		
1331897	San Jose	CA		02/26/2024		90,155								182		
1331719	Upland	CA		02/26/2024		326,735								659		
1056090	Browns Mills	NJ		08/26/2022		8,262								25		
1415092	Mena	AR		03/27/2024		8,088								187		
1491419	Fulshear	TX		05/10/2024		42,422								92		
1250370	Rancho Cucamonga	CA		12/28/2023		217,610								457		
1549165	Wills Point	TX		06/13/2024		26,483								51		
1090119	Rocky Mount	NC		07/10/2023		287,352								693		
1569382	Coolidge	AZ		06/26/2024		30,775								35		
1549116	Myrtle Beach	SC		06/13/2024		30,979								76		
1094922	Philadelphia	PA		09/07/2023		137,168								283		
1414028	Cave Springs	AR		03/27/2024		20,632								856		
1415818	Rogers	AR		03/27/2024		14,076								331		
1415895	Prairie Grove	AR		03/27/2024		30,750								685		
1415833	Jonesboro	AR		03/27/2024		7,636								189		
1224120	Spring	TX		12/07/2023		460,569								1,211		
1413924	Bentonville	AR		03/27/2024		4,540								1,035		
1090776	Dallas	TX		07/12/2023		66,894								128		
1079284	Linden	NJ		05/12/2023		44,797								115		
1297468	Roselle	NJ		01/30/2024		189,243								494		
1297496	Cleveland	TN		01/30/2024		43,558								75		

E02.95



STATEMENT AS OF SEPTEMBER 30, 2024 OF THE First Allmerica Financial Life Insurance Company

**SCHEDULE B - PART 3**

Showing All Mortgage Loans DISPOSED, Transferred or Repaid During the Current Quarter

1 Loan Number	2 Location		4 Loan Type	5 Date Acquired	6 Disposal Date	7 Book Value/ Recorded Investment Excluding Accrued Interest Prior Year	8 Change in Book Value/Recorded Investment					14 Book Value/ Recorded Investment Excluding Accrued Interest on Disposal	15 Consid- eration	16 Foreign Exchange Gain (Loss) on Disposal	17 Realized Gain (Loss) on Disposal	18 Total Gain (Loss) on Disposal
	2 City	3 State					8 Unrealized Valuation Increase/ (Decrease)	9 Current Year's (Amortization) /Accretion	10 Current Year's Other- Than- Temporary Impairment Recognized	11 Capitalized Deferred Interest and Other	12 Total Change in Book Value (8+9-10+11)					
1297499	Knoxville	TN		01/30/2024		52,504								115		
1400771	Miramar Beach	FL		03/26/2024		43,858								86		
1400776	Albuquerque	NM		03/26/2024		14,728								29		
1209781	Broken Bow	OK		11/29/2023		251,573								445		
1290300	Black Hawk	CO		01/25/2024		323,542								599		
1232922	Lakeland	FL		12/13/2023		172,337								321		
1232912	Sacramento	CA		12/13/2023		567,894								1,069		
1569529	Macon	GA		06/26/2024		23,707								30		
1569546	Boise	ID		06/26/2024		63,407								47		
1290929	Cherry Hill	NJ		01/25/2024		46,820								4,666		
1400727	Millsboro	DE		03/26/2024		32,898								66		
1501357	Wickliffe	OH		05/28/2024		41,606								61		
1056093	Brooklyn	MD		08/26/2022		5,223								21		
1243560	Centennial	CO		12/21/2023		595,628								1,100		
1113214	Destin	FL		10/13/2023		8,532								19		
1116880	Philadelphia	PA		10/13/2023		5,691								18		
1355855	Apopka	FL		03/08/2024		29,540								40		
1355840	Brandon	MS		03/08/2024		17,781								39		
1417444	Bella Vista	AR		03/27/2024		70,921								1,505		
1417537	Poteau	OK		03/27/2024		9,649								307		
1383830	Kenner	LA		03/21/2024		19,349								51		
1418807	Prattville	AL		03/28/2024		14,521								33		
1418831	Multiple Properties	MI		03/28/2024		62,730								93		
1415644	Bentonville	AR		03/27/2024		6,537								741		
1415652	Russellville	AR		03/27/2024		5,623								135		
1415699	Rose	OK		03/27/2024		12,665								285		
1415706	Nevada	MO		03/27/2024		7,458								229		
1415192	Bentonville	AR		03/27/2024		9,323								646		
1338051	Spring Lake	NC		02/27/2024		20,111								70		
1498448	Indianapolis	IN		05/16/2024		14,131								37		
1113221	Fort Lauderdale	FL		10/13/2023		6,312								12		
1290231	Bensalem	PA		01/25/2024		166,641								232		
1209878	Hallandale Beach	FL		11/29/2023		277,693								646		
1501377	Saint Petersburg	FL		05/28/2024		56,095								74		
1415160	Broken Arrow	OK		03/27/2024		4,538								332		
1088688	Lower Lake	CA		06/28/2023		208,820								119		
1501423	Waterbury	CT		05/28/2024		28,634								63		
1498521	Key West	FL		05/16/2024		47,129								93		
1390623	Chino	CA		03/26/2024		104,244								227		
1091571	Destin	FL		07/25/2023		39,820								112		
1091618	Miami	FL		07/25/2023		21,428								54		
1297506	Chattanooga	TN		01/30/2024		57,230								105		
1080198	Dahlonega	GA		05/15/2023		52,204								108		
1056141	Memphis	TN		08/26/2022		7,044								31		
1056115	Philadelphia	PA		08/26/2022		4,793								17		
1437261	Houston	TX		04/10/2024		18,021								37		
1413966	Wagoner	OK		03/27/2024		9,949								426		
1087357	Los Angeles (harbor City)	CA		06/21/2023		213,736								551		
1078938	Howell	NJ		05/09/2023		87,651								262		
1569211	Red Bank	NJ		06/26/2024		48,810								79		
1093176	Cedar Park	TX		08/09/2023		54,897								83		

E02.96

STATEMENT AS OF SEPTEMBER 30, 2024 OF THE First Allmerica Financial Life Insurance Company

**SCHEDULE B - PART 3**

Showing All Mortgage Loans DISPOSED, Transferred or Repaid During the Current Quarter

1 Loan Number	2 Location		4 Loan Type	5 Date Acquired	6 Disposal Date	7 Book Value/ Recorded Investment Excluding Accrued Interest Prior Year	8 Change in Book Value/Recorded Investment					14 Book Value/ Recorded Investment Excluding Accrued Interest on Disposal	15 Consid- eration	16 Foreign Exchange Gain (Loss) on Disposal	17 Realized Gain (Loss) on Disposal	18 Total Gain (Loss) on Disposal
	2 City	3 State					8 Unrealized Valuation Increase/ (Decrease)	9 Current Year's (Amortization) /Accretion	10 Current Year's Other- Than- Temporary Impairment Recognized	11 Capitalized Deferred Interest and Other	12 Total Change in Book Value (8+9-10+11)					
1094959	Adams	MA		09/08/2023		90,263								191		
1096623	Pigeon Forge	TN		09/27/2023		34,994								83		
1355851	Dover	NH		03/08/2024		28,184								325		
1080382	Roseville	CA		05/15/2023		54,492								106		
1491185	Modesto	CA		05/10/2024		52,740								117		
1437207	Staten Island	NY		04/10/2024		75,075								160		
1565523	Kingston	ID		06/25/2024		32,882								2,968		
1233127	Camden	OH		12/13/2023		64,062								135		
1096618	Sevierville	TN		09/27/2023		91,212								195		
1355827	Cleveland	OH		03/08/2024		12,103								21		
1067202	Atlanta	GA		12/22/2022		38,833								52		
1418943	Campbell	CA		03/28/2024		193,079								319		
1565362	Pixley	CA		06/25/2024		49,671								57		
1118915	Birmingham	AL		10/17/2023		127,783								242		
1501627	Saint Louis	MO		05/28/2024		59,910								85		
1416909	Springdale	AR		03/27/2024		19,597								426		
1512114	Trenton	NJ		05/23/2024		33,367								74		
1512131	Stockbridge	GA		05/23/2024		50,232								174		
1569347	Henderson	NV		06/26/2024		42,623								31		
1512093	Wesley Chapel	FL		05/23/2024		52,943								119		
1135349	East Orange	NJ		10/27/2023		14,743								33		
1135394	Atlanta	GA		10/27/2023		6,038								15		
1086766	Sparta	GA		06/08/2023		84,049								329		
1056148	Jeffersonville	IN		08/26/2022		8,071								26		
1077392	Peachtree City	GA		05/03/2023		80,767								203		
1069460	Davenport	FL		02/23/2023		30,799								67		
1094796	Auburn	CA		09/07/2023		9,190								20		
1491273	Savannah	GA		05/10/2024		225,652								551		
1074444	West Covina	CA		03/29/2023		65,915								162		
1565827	Dawsonville	GA		06/25/2024		133,186								295		
1415545	Bentonville	AR		03/27/2024		14,049								312		
1415548	Tecumseh	OK		03/27/2024		22,708								358		
1415561	Fort Smith	AR		03/27/2024		29,931								785		
1416249	Yellville	AR		03/27/2024		9,308								203		
1068690	Evanston	IL		04/18/2023		47,769								172		
1085999	Tarzana	CA		05/25/2023		19,083								48		
1056064	Phoenix	AZ		08/26/2022		7,357								23		
1297243	Columbia	SC		01/30/2024		50,202								95		
1080200	Roseville	CA		05/15/2023		64,146								253		
1338120	Newport Beach	CA		02/27/2024		50,782								94		
1491032	Kissimmee	FL		05/10/2024		33,972								84		
1116850	Lake Elsinore	CA		10/13/2023		15,358								33		
1113244	Goodyear	AZ		10/13/2023		7,698								18		
1417356	Fort Smith	AR		03/27/2024		72,602								1,642		
1135379	San Diego	CA		10/27/2023		11,467								26		
1413969	Gentry	AR		03/27/2024		2,418								103		
1078919	Fort Worth	TX		05/09/2023		111,070								397		
1078936	Saginaw	TX		05/09/2023		93,527								335		
1414778	Springdale	AR		03/27/2024		12,022								399		
1414798	Biglow	AR		03/27/2024		4,145								134		
1055984	Allentown	PA		08/26/2022		7,341								57		

E02.97

STATEMENT AS OF SEPTEMBER 30, 2024 OF THE First Allmerica Financial Life Insurance Company

**SCHEDULE B - PART 3**

Showing All Mortgage Loans DISPOSED, Transferred or Repaid During the Current Quarter

1 Loan Number	2 Location		4 Loan Type	5 Date Acquired	6 Disposal Date	7 Book Value/ Recorded Investment Excluding Accrued Interest Prior Year	8 Change in Book Value/Recorded Investment					14 Book Value/ Recorded Investment Excluding Accrued Interest on Disposal	15 Consid- eration	16 Foreign Exchange Gain (Loss) on Disposal	17 Realized Gain (Loss) on Disposal	18 Total Gain (Loss) on Disposal
	2 City	3 State					8 Unrealized Valuation Increase/ (Decrease)	9 Current Year's (Amortization) /Accretion	10 Current Year's Other- Than- Temporary Impairment Recognized	11 Capitalized Deferred Interest and Other	12 Total Change in Book Value (8+9-10+11)					
1416460	Joplin	MO		03/27/2024		52,603							1,155			
1415220	Hot Springs	AR		03/27/2024		13,866							357			
1061535	Phoenix	AZ		10/26/2022		171,882							480			
1512164	Firesone	CO		05/23/2024		91,655							211			
1086769	Irvine	CA		06/08/2023		172,718							1,200			
1297290	Petersburg	VA		01/30/2024		41,802							70			
1094221	Farmington	CT		08/28/2023		24,068							57			
1501658	Orange	NJ		05/28/2024		38,245							45			
1056015	Tampa	FL		08/26/2022		10,831							34			
1297624	Bellevue	WA		01/30/2024		462,550							968			
1498477	York	PA		05/16/2024		17,646							31			
1417128	Fayetteville	AR		03/27/2024		11,271							245			
1116887	Longmont	CO		10/13/2023		10,984							29			
1074100	Hicksville	NY		03/28/2023		55,824							86			
1390773	Corona	CA		03/26/2024		81,292							179			
1088802	Waxhaw	NC		06/28/2023		96,259							262			
1501425	Pompano Beach	FL		05/28/2024		117,517							227			
1094947	Corpus Christi	TX		09/07/2023		37,310							176			
1094943	Indio	CA		09/07/2023		48,738							135			
1068736	Ocala	FL		04/18/2023		25,817							64			
1491207	Thousand Oaks	CA		05/10/2024		141,948							289			
1093173	Kissimmee	FL		08/09/2023		72,418							168			
1305534	Cleveland	OH		02/06/2024		19,397							34			
1250230	Paterson	NJ		12/28/2023		110,033							157			
1056168	Lansing	IL		08/26/2022		7,526							25			
1056171	Chester	VA		08/26/2022		10,896							34			
1383676	Toms River	NJ		03/21/2024		37,056							70			
1413809	Springfield	MO		03/27/2024		3,374							293			
1418980	Lake Worth	FL		03/28/2024		15,183							119			
1068710	Madison	WI		04/18/2023		24,010							79			
1210029	Bellevue	WA		11/29/2023		248,283							523			
1210025	San Diego	CA		11/29/2023		203,540							496			
1565625	Niceville	FL		06/25/2024		41,978							60			
1290424	Los Angeles	CA		01/25/2024		207,096							363			
1088935	Doral	FL		06/28/2023		43,565							92			
1416555	Bartlesville	OK		03/27/2024		3,626							887			
1093399	Montclair	CA		08/09/2023		101,734							8,043			
1210004	Bushkill	PA		11/29/2023		77,477							171			
1272122	Mission	TX		01/09/2024		99,027							229			
1086575	Kissimmee	FL		06/08/2023		107,054							193			
1086577	Woodland Hills	CA		06/08/2023		268,332							2,366			
1080441	Fairfield	CT		05/15/2023		58,023							191			
1056172	Richton Park	IL		08/26/2022		5,604							17			
1413903	Maumelle	AR		03/27/2024		6,860							497			
1413970	Springdale	AR		03/27/2024		16,922							970			
1415845	Norman	OK		03/27/2024		10,022							380			
1498688	Charlotte	NC		05/16/2024		7,317							90			
1135317	Kansas City	MO		10/27/2023		5,069							11			
1348825	Fallbrook	CA		03/06/2024		186,663							405			
1337982	Montgomery	AL		02/27/2024		16,458							32			
1569527	Chattanooga	TN		06/26/2024		31,577							64			

E02.98

STATEMENT AS OF SEPTEMBER 30, 2024 OF THE First Allmerica Financial Life Insurance Company

**SCHEDULE B - PART 3**

Showing All Mortgage Loans DISPOSED, Transferred or Repaid During the Current Quarter

1 Loan Number	2 Location		4 Loan Type	5 Date Acquired	6 Disposal Date	7 Book Value/ Recorded Investment Excluding Accrued Interest Prior Year	8 Change in Book Value/Recorded Investment					14 Book Value/ Recorded Investment Excluding Accrued Interest on Disposal	15 Consid- eration	16 Foreign Exchange Gain (Loss) on Disposal	17 Realized Gain (Loss) on Disposal	18 Total Gain (Loss) on Disposal	
	2 City	3 State					8 Unrealized Valuation Increase/ (Decrease)	9 Current Year's (Amortization) /Accretion	10 Current Year's Other- Than- Temporary Impairment Recognized	11 Capitalized Deferred Interest and Other	12 Total Change in Book Value (8+9-10+11)						13 Total Foreign Exchange Change in Book Value
1113163	Alabaster	AL		10/13/2023		4,497											15
1090742	Hypoluxo	FL		07/12/2023		27,702											65
1250567	Bakersfield	CA		12/28/2023		175,650											729
1297275	Douglasville	GA		01/30/2024		63,389											120
1272140	Libertyville	IL		01/09/2024		465,197											1,098
1565436	Cedar Park	TX		06/25/2024		43,608											31
1094779	Clifton	NJ		09/07/2023		18,402											44
1549068	Jacksonville	FL		06/13/2024		34,725											56
1250401	Los Angeles	CA		12/28/2023		191,565											356
1085917	Shelby Twp	MI		05/25/2023		29,621											70
1055877	Paterson	NJ		08/26/2022		16,610											48
1055882	Mount Pleasant	NC		08/26/2022		4,955											15
1093301	Mabank	TX		08/09/2023		37,888											83
1338140	Goldsboro	NC		02/27/2024		12,643											29
1209837	Alexandria	VA		11/29/2023		335,467											710
1292902	Yulee	FL		01/26/2024		85,174											2,987
1292904	Mount Pleasant	SC		01/26/2024		383,415											534
1331689	Rowlett	TX		02/26/2024		73,951											118
1331692	Las Vegas	NV		02/26/2024		78,336											111
1555782	Memphis	TN		06/18/2024		52,543											185
1233139	Bradenton	FL		12/13/2023		122,274											261
1569441	Lansing	MI		06/26/2024		20,019											19
1297512	Nashville	TN		01/30/2024		162,921											307
1090847	Glendale	AZ		07/12/2023		162,651											298
1569418	Santa Ana	CA		06/26/2024		72,784											116
1569422	Cleveland	OH		06/26/2024		10,472											10
1290360	Corpus Christi	TX		01/25/2024		197,745											417
1413105	Bella Vista	AR		03/27/2024		2,838											252
1414023	Fayetteville	AR		03/27/2024		5,801											306
1414006	Centerton	AR		03/27/2024		7,949											394
1087355	Corpus Christi	TX		06/21/2023		108,778											758
1087361	Millsboro	DE		06/21/2023		152,053											299
1290921	Chicago	IL		01/25/2024		68,862											111
1091608	Debary	FL		07/25/2023		36,276											97
1091610	The Colony	TX		07/25/2023		20,590											1,398
1329237	Fairfield	CA		02/23/2024		26,609											36
1297518	Springfield	IL		01/30/2024		40,749											78
1383663	Marco Island	FL		03/21/2024		210,225											464
1383652	Cosby	TN		03/21/2024		51,310											98
1056044	Paterson	NJ		08/26/2022		14,843											55
1210013	San Diego	CA		11/29/2023		352,793											75,420
1569287	Murrells Inlet	SC		06/26/2024		147,405											205
1491455	Golden	CO		05/10/2024		78,141											99
1307599	Astoria	NY		02/08/2024		389,826											797
1348969	Farmingdale	NY		03/06/2024		85,855											199
1565495	Goodyear	AZ		06/25/2024		135,711											215
1135340	Escondido	CA		10/27/2023		30,714											55
1086768	Hialeah	FL		06/08/2023		37,129											103
1086774	Newark	DE		06/08/2023		23,322											113
1093971	Los Angeles	CA		08/17/2023		162,973											508
1055886	Philadelphia	PA		08/26/2022		30,925											119

E02.99

STATEMENT AS OF SEPTEMBER 30, 2024 OF THE First Allmerica Financial Life Insurance Company

**SCHEDULE B - PART 3**

Showing All Mortgage Loans DISPOSED, Transferred or Repaid During the Current Quarter

1 Loan Number	2 Location		4 Loan Type	5 Date Acquired	6 Disposal Date	7 Book Value/ Recorded Investment Excluding Accrued Interest Prior Year	8 Change in Book Value/Recorded Investment					14 Book Value/ Recorded Investment Excluding Accrued Interest on Disposal	15 Consid- eration	16 Foreign Exchange Gain (Loss) on Disposal	17 Realized Gain (Loss) on Disposal	18 Total Gain (Loss) on Disposal
	2 City	3 State					8 Unrealized Valuation Increase/ (Decrease)	9 Current Year's (Amortization) /Accretion	10 Current Year's Other- Than- Temporary Impairment Recognized	11 Capitalized Deferred Interest and Other	12 Total Change in Book Value (8+9-10+11)					
1055887	Chicago	IL		08/26/2022		9,183								.41		
1135324	Brooklyn	NY		10/27/2023		18,196								.42		
1501661	Tehachapi	CA		05/28/2024		66,887								.111		
1414868	Oklahoma City	OK		03/27/2024		19,481								.719		
1088900	Cary	NC		06/28/2023		47,920								.122		
1390675	Paterson	NJ		03/26/2024		62,037								.130		
1414882	Hot Springs Village	AR		03/27/2024		19,426								.484		
1568048	Pompano Beach	FL		06/26/2024		332,706								.726		
1412958	Fayetteville	AR		03/27/2024		8,492								.391		
1209996	Sacramento	CA		11/29/2023		88,688								.216		
1232988	Port St Lucie	FL		12/13/2023		240,231								.429		
1126423	Lake Winnebago	MO		10/20/2023		40,719								.80		
1549291	Jacksonville	FL		06/13/2024		27,329								.47		
1565622	Plantation	FL		06/25/2024		226,942								.314		
1077410	Bend	OR		05/03/2023		523,521								1,392		
1076613	McCloud	CA		04/21/2023		44,510								.99		
1417138	Hot Springs	AR		03/27/2024		123,918								2,548		
1569266	Seattle	WA		06/26/2024		153,465								.208		
1569271	Wrightwood	CA		06/26/2024		64,896								.128		
1569319	Logan	OH		06/26/2024		85,747								.169		
1569352	Vail	CO		06/26/2024		150,591								.173		
1135351	San Bruno	CA		10/27/2023		14,296								.33		
1135357	Odessa	FL		10/27/2023		13,232								.31		
1549154	Laveen	AZ		06/13/2024		66,703								.135		
1549150	Jersey City	NJ		06/13/2024		64,151								.111		
1565448	North Charleston	SC		06/25/2024		34,607								.47		
1565458	Cincinnati	OH		06/25/2024		34,456								.39		
1348840	Myrtle Beach	SC		03/06/2024		37,330								.76		
1329283	Doral	FL		02/23/2024		52,705								.102		
1056196	Maumee	OH		08/26/2022		6,167								.16		
1233174	Delavan	WI		12/13/2023		400,201								.911		
1056026	Richmond	VA		08/26/2022		8,811								.32		
1209993	Davenport	FL		11/29/2023		77,922								.184		
1569583	Fallsburg	NY		06/26/2024		70,854								.152		
1348874	Pittsburgh	PA		03/06/2024		93,606								.177		
1491442	Homestead	FL		05/10/2024		77,822								.178		
1383626	Owasso	OK		03/21/2024		13,054								.33		
1348954	Terre Haute	IN		03/06/2024		42,371								.62		
1414990	Prairie Grove	AR		03/27/2024		6,306								.479		
1390763	Santa Ynez	CA		03/26/2024		314,111								.688		
1569057	Hamden	CT		06/26/2024		31,244								.33		
1569392	Cleveland	OH		06/26/2024		11,107								.11		
1569398	Staten Island	NY		06/26/2024		108,683								.161		
1093371	Crawfordville	FL		08/09/2023		93,053								.228		
1565374	Garland	TX		06/25/2024		30,929								.40		
1565401	Kissimmee	FL		06/25/2024		30,646								.43		
1096636	York	PA		09/27/2023		17,436								.38		
1491035	Sandy Springs	GA		05/10/2024		20,908								.41		
1569123	Bronx	NY		06/26/2024		139,477								.139		
1415942	Fayetteville	AR		03/27/2024		13,357								.774		
1339920	Los Angeles	CA		02/28/2024		431,037								1,023		

E02.100

STATEMENT AS OF SEPTEMBER 30, 2024 OF THE First Allmerica Financial Life Insurance Company

**SCHEDULE B - PART 3**

Showing All Mortgage Loans DISPOSED, Transferred or Repaid During the Current Quarter

1 Loan Number	2 Location		4 Loan Type	5 Date Acquired	6 Disposal Date	7 Book Value/ Recorded Investment Excluding Accrued Interest Prior Year	8 Change in Book Value/Recorded Investment					14 Book Value/ Recorded Investment Excluding Accrued Interest on Disposal	15 Consid- eration	16 Foreign Exchange Gain (Loss) on Disposal	17 Realized Gain (Loss) on Disposal	18 Total Gain (Loss) on Disposal
	2 City	3 State					8 Unrealized Valuation Increase/ (Decrease)	9 Current Year's (Amortization) /Accretion	10 Current Year's Other- Than- Temporary Impairment Recognized	11 Capitalized Deferred Interest and Other	12 Total Change in Book Value (8+9-10+11)					
1417088	Fayetteville	AR		03/27/2024		14,219								297		
1078878	Orlando	FL		05/09/2023		98,851								582		
1080151	Alpine Meadows	CA		05/15/2023		89,533								209		
1093245	Wesley Chapel	FL		08/09/2023		52,182								8,528		
1413108	Van Buren	AR		03/27/2024		1,482								411		
1090871	Royal Oak	MI		07/17/2023		181,426								461		
1413985	Broken Arrow	OK		03/27/2024		9,723								414		
1091622	Rochester	NY		07/25/2023		33,685								81		
1076162	Charlotte	NC		04/27/2023		115,249								239		
1078907	Arvada	CO		05/09/2023		156,798								1,078		
1415844	Lincoln	AR		03/27/2024		19,103								444		
1093413	Charlotte	NC		08/09/2023		61,953								139		
1093373	West Palm Beach	FL		08/09/2023		108,683								276		
1400707	Des Plaines	IL		03/26/2024		104,752								158		
1400726	Austin	TX		03/26/2024		94,555								206		
1414351	Sedan	KS		03/27/2024		3,714								207		
1250447	Waco	TX		12/28/2023		30,973								60		
1437169	Nashville	TN		04/10/2024		81,996								113		
1417633	Ward	AR		03/27/2024		12,500								634		
1297462	Clinton	NY		01/30/2024		61,544								109		
1297538	Rockwood	MI		01/30/2024		94,132								177		
1091583	Chatsworth	CA		07/25/2023		111,033								299		
1091598	Marietta	GA		07/25/2023		35,628								329		
1569187	Baltimore	MD		06/26/2024		32,030								22		
1569190	Kansas City	MO		06/26/2024		41,967								62		
1348906	Waco	TX		03/06/2024		63,315								96		
1491454	North Miami Beach	FL		05/10/2024		78,289								73		
1549307	Miami	FL		06/13/2024		77,484								154		
1307596	Roslyn Heights	NY		02/08/2024		426,814								548		
1348959	Houston	TX		03/06/2024		141,123								193		
1416794	Pocola	OK		03/27/2024		19,239								563		
1093978	Louisville	KY		08/17/2023		59,148								284		
1400796	Phoenix	AZ		03/26/2024		60,284								133		
1348843	Trenton	NJ		03/06/2024		55,476								103		
1390693	Kissimmee	FL		03/26/2024		18,079								39		
1415506	Springdale	AR		03/27/2024		20,750								478		
1415554	Wyandotte	OK		03/27/2024		7,255								174		
1415600	Springfield	MO		03/27/2024		17,165								400		
1416659	N Little Rock	AR		03/27/2024		26,917								597		
1416767	Conway	AR		03/27/2024		16,862								383		
1549195	Bradenton Beach	FL		06/13/2024		351,719								473		
1415055	Norman	OK		03/27/2024		10,412								531		
1415041	Diamond City	AR		03/27/2024		2,344								115		
1076114	Cape Coral	FL		04/27/2023		26,664								63		
1417082	Meeker	OK		03/27/2024		13,237								277		
1417090	Fort Smith	AR		03/27/2024		70,674								1,508		
1569416	Memphis	TN		06/26/2024		19,678								24		
1093344	Indian Rocks Beach	FL		08/09/2023		122,183								261		
1135365	Lancaster	PA		10/27/2023		5,162								10		
1415066	Fort Smith	AR		03/27/2024		8,946								249		
1568021	Southwest Ranches	FL		06/26/2024		281,325								721		

E02.101

STATEMENT AS OF SEPTEMBER 30, 2024 OF THE First Allmerica Financial Life Insurance Company

**SCHEDULE B - PART 3**

Showing All Mortgage Loans DISPOSED, Transferred or Repaid During the Current Quarter

1 Loan Number	2 Location		4 Loan Type	5 Date Acquired	6 Disposal Date	7 Book Value/ Recorded Investment Excluding Accrued Interest Prior Year	8 Change in Book Value/Recorded Investment					14 Book Value/ Recorded Investment Excluding Accrued Interest on Disposal	15 Consid- eration	16 Foreign Exchange Gain (Loss) on Disposal	17 Realized Gain (Loss) on Disposal	18 Total Gain (Loss) on Disposal
	2 City	3 State					8 Unrealized Valuation Increase/ (Decrease)	9 Current Year's (Amortization) /Accretion	10 Current Year's Other- Than- Temporary Impairment Recognized	11 Capitalized Deferred Interest and Other	12 Total Change in Book Value (8+9-10+11)					
1568039	Jurupa Valley	CA		.06/26/2024		244,897								2,629		
1413021	Stillwater	OK		.03/27/2024		5,190								720		
1086582	Brandon	MS		.06/08/2023		120,810								934		
1086606	Miami	FL		.06/08/2023		274,306								677		
1086580	El Monte	CA		.06/08/2023		135,256								240		
1413724	Milo	MO		.03/27/2024		3,471								420		
1413725	Rogers	AR		.03/27/2024		4,492								1,569		
1498454	Tool	TX		.05/16/2024		23,400								67		
1565451	Santa Barbara	CA		.06/25/2024		51,040								36		
1056192	Westerville	OH		.08/26/2022		8,362								26		
1056222	Matteson	IL		.08/26/2022		5,223								21		
1061534	Columbia	SC		.10/26/2022		28,369								82		
1078867	Chesterfield	MI		.05/09/2023		108,053								489		
1413650	Alma	AR		.03/27/2024		7,842								505		
1356076	Honolulu	HI		.03/08/2024		97,930								345		
1356092	Clermont	FL		.03/08/2024		79,521								224		
1569566	Palm Bay	FL		.06/26/2024		55,143								118		
1135398	Dix Hills	NY		.10/27/2023		30,691								123		
1491033	Stockbridge	GA		.05/10/2024		27,465								48		
1086576	Glendale	AZ		.06/08/2023		82,529								174		
1077397	Tamasssee	SC		.05/03/2023		58,172								116		
1569450	El Cajon	CA		.06/26/2024		102,619								140		
1549294	Winston Salem	NC		.06/13/2024		70,213								138		
1549296	Ocala	FL		.06/13/2024		48,136								107		
1088911	Yuba City	CA		.06/28/2023		82,427								220		
1088958	Yuba City	CA		.06/28/2023		15,636								26		
1491059	Jersey City	NJ		.05/10/2024		95,340								177		
1233183	Mastic Beach	NY		.12/13/2023		77,128								141		
1076623	Troy	NY		.04/21/2023		54,494								124		
1569264	Upper Marlboro	MD		.06/26/2024		52,067								49		
1416050	Miami	OK		.03/27/2024		13,094								298		
1250328	Lutz	FL		.12/28/2023		51,929								433		
1250344	Pittsburgh	PA		.12/28/2023		39,251								80		
1417033	Rogers	AR		.03/27/2024		35,364								817		
1413185	University Park	TX		.03/27/2024		8,474								2,915		
1414041	Springdale	AR		.03/27/2024		4,811								247		
1067207	Naples	FL		.12/22/2022		70,803								74		
1491096	Detroit	MI		.05/10/2024		14,474								25		
1234850	Santa Barbara	CA		.12/14/2023		470,037								2,084		
1412953	Little Rock	AR		.03/27/2024		6,636								562		
1417061	Grandview	MO		.03/27/2024		13,998								417		
1569194	Burke	VA		.06/26/2024		81,647								278		
1569198	Las Vegas	NV		.06/26/2024		60,761								101		
1491262	Las Vegas	NV		.05/10/2024		57,784								84		
1415654	Lonoke	AR		.03/27/2024		7,767								186		
1106260	Belcamp	MD		.10/06/2023		52,333								118		
1297377	Montgomery	AL		.01/30/2024		86,167								123		
1512122	San Antonio	TX		.05/23/2024		33,160								74		
1416595	Chestnutridge	MO		.03/27/2024		12,278								376		
1416703	Dewey	OK		.03/27/2024		7,604								164		
1333530	Floyds Knobs	IN		.02/26/2024		23,999								39		

E02.102

STATEMENT AS OF SEPTEMBER 30, 2024 OF THE First Allmerica Financial Life Insurance Company

**SCHEDULE B - PART 3**

Showing All Mortgage Loans DISPOSED, Transferred or Repaid During the Current Quarter

1 Loan Number	2 Location		4 Loan Type	5 Date Acquired	6 Disposal Date	7 Book Value/ Recorded Investment Excluding Accrued Interest Prior Year	8 Change in Book Value/Recorded Investment					14 Book Value/ Recorded Investment Excluding Accrued Interest on Disposal	15 Consid- eration	16 Foreign Exchange Gain (Loss) on Disposal	17 Realized Gain (Loss) on Disposal	18 Total Gain (Loss) on Disposal
	2 City	3 State					8 Unrealized Valuation Increase/ (Decrease)	9 Current Year's (Amortization) /Accretion	10 Current Year's Other- Than- Temporary Impairment Recognized	11 Capitalized Deferred Interest and Other	12 Total Change in Book Value (8+9-10+11)					
1491067	Sanger	CA		05/10/2024		24,775								42		
1569335	Naples	FL		06/26/2024		63,977								93		
1087372	Trenton	NJ		06/22/2023		106,931								260		
1349010	Lakeland	FL		03/06/2024		49,786								225		
1233207	Chicago	IL		12/13/2023		101,785								232		
1209994	Golden	CO		11/29/2023		75,888								170		
1337874	Lake Charles	LA		02/27/2024		14,867								52		
1297645	Navarre	FL		01/30/2024		124,820								201		
1416580	Fort Gibson	OK		03/27/2024		28,817								936		
1569383	Brooklyn	NY		06/26/2024		144,635								171		
1413782	Van Buren	AR		03/27/2024		1,636								383		
1348953	Clovis	NM		03/06/2024		40,682								87		
1250493	Brooklyn	NY		12/28/2023		191,675								327		
1272090	Neptune Township	NJ		01/09/2024		168,240								404		
1085887	Prosper	TX		05/25/2023		76,273								163		
1069521	Vallejo	CA		02/24/2023		78,586								165		
1091620	Nashville	TN		07/25/2023		43,239								109		
1290312	Baltimore	MD		01/25/2024		79,215								121		
1337769	Apple Valley	CA		02/27/2024		46,687								39		
1126326	San Mateo	CA		10/20/2023		86,739								180		
1250394	Polson	MT		12/28/2023		65,212								268		
1250156	Rockaway Park	NY		12/28/2023		150,621								295		
1297509	Kansas City	MO		01/30/2024		43,803								70		
1080346	Los Alamitos	CA		05/15/2023		73,698								195		
1233199	Drake	CO		12/13/2023		547,421								922		
1290230	Brownfield	TX		01/25/2024		53,627								75		
1209765	Front Royal	VA		11/29/2023		83,292								545		
1209787	Ellenville	NY		11/29/2023		122,932								306		
1501646	Huntsville	AL		05/28/2024		21,182								117		
1292785	Brooklyn	NY		01/26/2024		262,889								570		
1333458	Nyack	NY		02/26/2024		64,660								127		
1338054	Auburn	NY		02/27/2024		20,417								36		
1414753	Mountain Home	AR		03/27/2024		38,395								2,090		
1414826	Fayetteville	AR		03/27/2024		16,623								594		
1414627	Howe	OK		03/27/2024		4,568								266		
1512103	San Antonio	TX		05/23/2024		31,821								64		
1414496	Rogers	AR		03/27/2024		2,836								257		
1414333	Springdale	AR		03/27/2024		5,737								236		
1080376	Granbury	TX		05/15/2023		86,679								1,802		
1243564	Boca Raton	FL		12/21/2023		1,016,761								2,141		
1243570	Loveland	CO		12/21/2023		601,954								1,055		
1297557	Milledgeville	GA		01/30/2024		58,442								108		
1415727	Clarksville	AR		03/27/2024		7,181								110		
1415729	Grove	OK		03/27/2024		9,022								203		
1415743	Harrison	AR		03/27/2024		2,778								134		
1337951	Tehachapi	CA		02/27/2024		35,418								72		
1339838	Bald Head Island	NC		02/28/2024		107,879								199		
1417485	Rogers	AR		03/27/2024		28,846								606		
1417599	Broken Arrow	OK		03/27/2024		6,186								189		
1135332	Homestead	FL		10/27/2023		10,484								22		
1416484	Prairie Grove	AR		03/27/2024		20,291								439		

E02.103



STATEMENT AS OF SEPTEMBER 30, 2024 OF THE First Allmerica Financial Life Insurance Company

**SCHEDULE B - PART 3**

Showing All Mortgage Loans DISPOSED, Transferred or Repaid During the Current Quarter

1 Loan Number	2 Location		4 Loan Type	5 Date Acquired	6 Disposal Date	7 Book Value/ Recorded Investment Excluding Accrued Interest Prior Year	8 Change in Book Value/Recorded Investment					14 Book Value/ Recorded Investment Excluding Accrued Interest on Disposal	15 Consid- eration	16 Foreign Exchange Gain (Loss) on Disposal	17 Realized Gain (Loss) on Disposal	18 Total Gain (Loss) on Disposal
	2 City	3 State					8 Unrealized Valuation Increase/ (Decrease)	9 Current Year's (Amortization) /Accretion	10 Current Year's Other- Than- Temporary Impairment Recognized	11 Capitalized Deferred Interest and Other	12 Total Change in Book Value (8+9-10+11)					
1414365	Broken Arrow	OK		03/27/2024		23,112								821		
1209771	Arlington	TX		11/29/2023		36,314								84		
1080364	Brooklyn	NY		05/15/2023		107,821								340		
1333489	Mount Laurel	NJ		02/26/2024		20,664								36		
1093969	Lauderdale Lakes	FL		08/17/2023		34,971								83		
1116891	Greensboro	GA		10/13/2023		32,693								98		
1383832	Thomasville	NC		03/21/2024		20,594								34		
1337814	Hopewell	VA		02/27/2024		16,848								36		
1292795	Kansas City	MO		01/26/2024		46,471								101		
1555778	Griffin	GA		06/18/2024		52,111								115		
1383699	Barkhamsted	CT		03/21/2024		20,496								36		
1501375	Augusta	GA		05/28/2024		31,573								42		
1512173	Dunnellon	FL		05/23/2024		60,624								185		
1569331	Fulks Run	VA		06/26/2024		17,227								19		
1094853	Lancaster	CA		09/07/2023		17,724								26		
1331695	Southgate	KY		02/26/2024		64,594								240		
1113164	Griffin	GA		10/13/2023		7,088								13		
1348890	Cathedral City	CA		03/06/2024		133,526								416		
1417456	Neosho	MO		03/27/2024		15,523								963		
1415510	Harrison	AR		03/27/2024		18,664								427		
1085968	Rocklin	CA		05/25/2023		30,536								71		
1491297	Miami	FL		05/10/2024		69,800								141		
1094010	Concord	NC		08/17/2023		84,856								102		
1491351	San Rafael	CA		05/10/2024		403,400								821		
1491368	Winnetka	CA		05/10/2024		113,109								257		
1417289	Faucett	MO		03/27/2024		19,914								464		
1297327	Pompano Beach	FL		01/30/2024		116,039								188		
1135335	Miami	FL		10/27/2023		17,970								39		
1092537	Trenton	NJ		08/04/2023		85,317								196		
1437304	Philadelphia	PA		04/10/2024		22,061								46		
1416632	Altus	OK		03/27/2024		6,849								202		
1116886	Ontario	CA		10/13/2023		9,053								24		
1250653	Jackson	MS		12/28/2023		38,778								80		
1297287	Birmingham	AL		01/30/2024		84,965								170		
1498647	Raytown	MO		05/16/2024		26,378								60		
1076666	Bronx	NY		04/21/2023		63,566								103		
1126375	Springfield	OH		10/20/2023		55,029								128		
1061560	Buckeye	AZ		10/26/2022		20,136								64		
1055897	Brooklyn	NY		08/26/2022		54,534								198		
1055909	Mahwah	NJ		08/26/2022		13,760								48		
1355860	Tucson	AZ		03/08/2024		17,697								26		
1093282	Stuart	FL		08/09/2023		113,858								228		
1417469	Afton	OK		03/27/2024		14,470								364		
1417577	Pleasant Hill	MO		03/27/2024		34,735								487		
1068743	Denver	NC		04/18/2023		59,031								147		
1567999	Madeira Beach	FL		06/26/2024		258,340								654		
1414749	Miller	MO		03/27/2024		12,288								352		
1055990	Athens	GA		08/26/2022		11,602								38		
1093291	Desert Hot Springs	CA		08/09/2023		84,547								207		
1417263	Joplin	MO		03/27/2024		15,621								324		
1337871	Brentwood	NY		02/27/2024		34,783								64		

E02.104

STATEMENT AS OF SEPTEMBER 30, 2024 OF THE First Allmerica Financial Life Insurance Company

**SCHEDULE B - PART 3**

Showing All Mortgage Loans DISPOSED, Transferred or Repaid During the Current Quarter

1 Loan Number	2 Location		4 Loan Type	5 Date Acquired	6 Disposal Date	7 Book Value/ Recorded Investment Excluding Accrued Interest Prior Year	8 Change in Book Value/Recorded Investment					14 Book Value/ Recorded Investment Excluding Accrued Interest on Disposal	15 Consid- eration	16 Foreign Exchange Gain (Loss) on Disposal	17 Realized Gain (Loss) on Disposal	18 Total Gain (Loss) on Disposal	
	2 City	3 State					8 Unrealized Valuation Increase/ (Decrease)	9 Current Year's (Amortization) /Accretion	10 Current Year's Other- Than- Temporary Impairment Recognized	11 Capitalized Deferred Interest and Other	12 Total Change in Book Value (8+9-10+11)						13 Total Foreign Exchange Change in Book Value
1390779	Sayreville	NJ		03/26/2024		42,555											75
1297672	Aventura	FL		01/30/2024		228,786											463
1390641	Orange	TX		03/26/2024		15,371											35
1224060	Inlet Beach	FL		12/07/2023		468,747											1,539
1224048	Austin	TX		12/07/2023		404,459											1,336
1569580	Federalburg	MD		06/26/2024		17,108											104
1116918	West Jordan	UT		10/13/2023		53,606											203
1094859	Statesville	NC		09/07/2023		9,577											25
1383766	Westbury	NY		03/21/2024		37,342											78
1205314	Indialantic	FL		11/28/2023		87,663											186
1292754	Hollywood	FL		01/26/2024		98,320											230
1297431	Glendale	AZ		01/30/2024		177,758											278
1297487	Pittsburgh	PA		01/30/2024		49,106											260
1290264	Wesley Chapel	FL		01/25/2024		109,445											219
1415605	Goodman	MO		03/27/2024		4,847											111
1074563	La Quinta	CA		03/29/2023		39,057											199
1501411	Austin	TX		05/28/2024		55,454											117
1290396	Oak Harbor	WA		01/25/2024		127,704											1,142
1501502	Greensboro	NC		05/28/2024		34,309											76
1095359	Bulverde	TX		09/18/2023		487,110											1,192
1416539	Siloam Springs	AR		03/27/2024		22,528											490
1512090	Sevierville	TN		05/23/2024		173,153											341
1224118	Seattle	WA		12/07/2023		606,161											1,595
1250197	Newark	NJ		12/28/2023		132,934											246
1090745	Parker	CO		07/12/2023		79,707											231
1224114	Lighthouse Point	FL		12/07/2023		747,894											2,126
1093391	Rosemead	CA		08/09/2023		150,523											326
1209854	Royal Palm Beach	FL		11/29/2023		72,329											2,850
1209874	La Quinta	CA		11/29/2023		243,468											335
1272097	Rowlett	TX		01/09/2024		285,875											568
1383734	Margate	FL		03/21/2024		44,273											92
1067190	New Orleans	LA		12/22/2022		85,262											177
1415790	Jacksonville	AR		03/27/2024		5,822											133
1233010	Fort Myers	FL		12/13/2023		241,091											458
1338010	San Diego	CA		02/27/2024		115,130											208
1338002	Richmond	VA		02/27/2024		14,890											30
1417487	Van Buren	AR		03/27/2024		12,880											262
1417584	Farmington	AR		03/27/2024		10,357											1,291
1209774	San Antonio	TX		11/29/2023		44,908											78
1491261	Clarksville	TN		05/10/2024		25,488											48
1086595	Saint Cloud	FL		06/08/2023		121,314											603
1501655	Taylor Mill	KY		05/28/2024		50,780											108
1333462	Angleton	TX		02/26/2024		21,250											50
1338048	Chattanooga	TN		02/27/2024		18,251											36
1549284	Blue Springs	MO		06/13/2024		134,509											238
1549308	Miami	FL		06/13/2024		41,464											75
1414823	Carl Junction	MO		03/27/2024		7,164											246
1116840	Brandenton	FL		10/13/2023		8,118											28
1416284	Yukon	OK		03/27/2024		14,441											316
1383849	N. Chesterfield	VA		03/21/2024		18,206											42
1355902	Hanover Township	PA		03/08/2024		19,851											40

E02.105

STATEMENT AS OF SEPTEMBER 30, 2024 OF THE First Allmerica Financial Life Insurance Company

**SCHEDULE B - PART 3**

Showing All Mortgage Loans DISPOSED, Transferred or Repaid During the Current Quarter

1 Loan Number	2 Location		4 Loan Type	5 Date Acquired	6 Disposal Date	7 Book Value/ Recorded Investment Excluding Accrued Interest Prior Year	8 Change in Book Value/Recorded Investment					14 Book Value/ Recorded Investment Excluding Accrued Interest on Disposal	15 Consid- eration	16 Foreign Exchange Gain (Loss) on Disposal	17 Realized Gain (Loss) on Disposal	18 Total Gain (Loss) on Disposal
	2 City	3 State					8 Unrealized Valuation Increase/ (Decrease)	9 Current Year's (Amortization) /Accretion	10 Current Year's Other- Than- Temporary Impairment Recognized	11 Capitalized Deferred Interest and Other	12 Total Change in Book Value (8+9-10+11)					
1555787	Bedford	NH		06/18/2024		163,363								363		
1234839	Los Angeles	CA		12/14/2023		843,980								1,872		
1512069	Binghamton	NY		05/23/2024		23,171								40		
1512074	Albuquerque	NM		05/23/2024		61,789								134		
1512150	Kingman	AZ		05/23/2024		36,249								70		
1415371	Bartlesville	OK		03/27/2024		6,519								148		
1415480	Lowell	AR		03/27/2024		15,448								353		
1491269	Gainesville	FL		05/10/2024		18,986								47		
1565546	Miami	FL		06/25/2024		136,675								845		
1501608	Dallas	TX		05/28/2024		21,079								51		
1501624	Fresno	CA		05/28/2024		31,922								78		
1080372	Delray Beach	FL		05/15/2023		81,173								320		
1415735	Springdale	AR		03/27/2024		6,341								141		
1339966	Fort Worth	TX		02/28/2024		16,942								38		
1498544	El Reno	OK		05/16/2024		28,625								52		
1498573	Saint Charles	MO		05/16/2024		31,424								64		
1094884	Whittier	CA		09/07/2023		117,530								270		
1290415	Bakersfield	CA		01/25/2024		93,995								182		
1297323	Wichita Falls	TX		01/30/2024		44,564								108		
1126323	Laguna Woods	CA		10/20/2023		24,992								49		
1250582	Glendale	CA		12/28/2023		295,241								592		
1418697	Sebring	FL		03/28/2024		18,199								37		
1339965	Memphis	TN		02/28/2024		11,819								24		
1091682	Tampa	FL		07/25/2023		29,298								74		
1091690	Carteret	NJ		07/25/2023		27,079								60		
1250376	Newport Beach	CA		12/28/2023		670,826								1,285		
1250369	Bakersfield	CA		12/28/2023		151,853								276		
1250396	Clyde	MI		12/28/2023		66,390								145		
1250348	Lebanon	PA		12/28/2023		41,281								74		
1414317	Owasso	OK		03/27/2024		8,481								361		
1355941	Oceanside	CA		03/08/2024		342,212								649		
1501691	Oakland	CA		05/28/2024		201,327								472		
1093972	Warren	MI		08/17/2023		51,269								183		
1232914	Woodbridge	VA		12/13/2023		237,370								444		
1232917	Sadler	TX		12/13/2023		259,385								612		
1292741	Eugene	OR		01/26/2024		135,033								258		
1337994	Brandon	FL		02/27/2024		24,179								49		
1116900	Tyler	TX		10/13/2023		10,918								28		
1250450	Lehigh Acres	FL		12/28/2023		58,752								5,525		
1383576	Corpus Christi	TX		03/21/2024		33,822								58		
1383608	Clermont	FL		03/21/2024		53,238								107		
1297586	Islamorada	FL		01/30/2024		1,069,463								1,067		
1135356	Staten Island	NY		10/27/2023		11,865								26		
1437401	Grosse Pointe Farms	MI		04/10/2024		44,389								57		
1093970	Farmington Hills	MI		08/17/2023		112,253								2,097		
1080366	Northridge	CA		05/15/2023		106,775								299		
1085878	Santa Monica	CA		05/25/2023		46,590								67		
1250384	Largo	FL		12/28/2023		445,164								665		
1094176	Stockbridge	GA		08/28/2023		35,052								83		
1094172	San Antonio	TX		08/28/2023		33,870								80		
1234898	Loomis	CA		12/14/2023		558,146								1,322		

E02.106

STATEMENT AS OF SEPTEMBER 30, 2024 OF THE First Allmerica Financial Life Insurance Company

**SCHEDULE B - PART 3**

Showing All Mortgage Loans DISPOSED, Transferred or Repaid During the Current Quarter

1 Loan Number	2 Location		4 Loan Type	5 Date Acquired	6 Disposal Date	7 Book Value/ Recorded Investment Excluding Accrued Interest Prior Year	8 Change in Book Value/Recorded Investment					14 Book Value/ Recorded Investment Excluding Accrued Interest on Disposal	15 Consid- eration	16 Foreign Exchange Gain (Loss) on Disposal	17 Realized Gain (Loss) on Disposal	18 Total Gain (Loss) on Disposal
	2 City	3 State					8 Unrealized Valuation Increase/ (Decrease)	9 Current Year's (Amortization) /Accretion	10 Current Year's Other- Than- Temporary Impairment Recognized	11 Capitalized Deferred Interest and Other	12 Total Change in Book Value (8+9-10+11)					
1292752	Paterson	NJ		01/26/2024		90,140							584			
1292760	Baltimore	MD		01/26/2024		80,195							155			
1232967	Sunny Isles Beach	FL		12/13/2023		661,606							1,529			
1094930	Blue Ridge	GA		09/07/2023		15,437							176			
1233110	Union	NJ		12/13/2023		207,753							404			
1088859	Houston	TX		06/28/2023		52,710							134			
1088867	Sterrett	AL		06/28/2023		67,318							163			
1290222	Los Angeles	CA		01/25/2024		176,399							513			
1210003	Parsonsburg	MD		11/29/2023		40,170							98			
1210027	Lakewood	WA		11/29/2023		174,566							532			
1512059	Detroit	MI		05/23/2024		38,334							67			
1512062	Wesley Chapel	FL		05/23/2024		65,866							131			
1096634	Charlotte	NC		09/27/2023		14,214							34			
1056145	Oaklyn	NJ		08/26/2022		3,955							11			
1250314	Kansas City	MO		12/28/2023		79,827							152			
1093409	Thousand Oaks	CA		08/09/2023		244,951							639			
1418813	Montgomery	AL		03/28/2024		15,245							30			
1512040	Mine Hill	NJ		05/23/2024		83,524							173			
1090775	Milan	NH		07/12/2023		39,930							96			
1414043	Fort Smith	AR		03/27/2024		3,810							158			
1414086	Huntington	AR		03/27/2024		5,939							266			
1415898	Oklahoma City	OK		03/27/2024		8,924							207			
1415782	Gainesville	MO		03/27/2024		7,883							174			
1491183	Viola	AR		05/10/2024		14,382							29			
1415110	Fayetteville	AR		03/27/2024		13,180							312			
1080144	Paeonian Springs	VA		05/15/2023		29,106							58			
1135297	Aventura	FL		10/27/2023		8,367							17			
1135280	San Diego	CA		10/27/2023		40,475							107			
1417295	Mustang	OK		03/27/2024		36,328							782			
1491223	Frederick	CO		05/10/2024		220,820							511			
1090838	Desert Hot Springs	CA		07/12/2023		39,211							59			
1415119	Tulsa	OK		03/27/2024		5,872							237			
1088792	Discovery Bay	CA		06/28/2023		184,618							395			
1088885	Phoenix	AZ		06/28/2023		46,006							74			
1095328	Paterson	NJ		09/18/2023		177,653							419			
1417466	Bentonville	AR		03/27/2024		26,341							856			
1491401	Cypress	TX		05/10/2024		74,446							89			
1250388	Port O Connor	TX		12/28/2023		90,428							165			
1113235	Kissimmee	FL		10/13/2023		8,557							20			
1415598	Tulsa	OK		03/27/2024		10,078							261			
1068581	Jacksonville	FL		01/26/2023		21,695							48			
1086017	Phoenix	AZ		05/25/2023		11,393							24			
1491360	Jersey City	NJ		05/10/2024		31,954							65			
1067210	Pensacola	FL		12/22/2022		54,278							134			
1080183	Toms River	NJ		05/15/2023		54,215							106			
1491309	Marietta	GA		05/10/2024		85,005							30			
1338094	Titusville	FL		02/27/2024		15,667							33			
1250412	West Chester	PA		12/28/2023		303,862							547			
1087008	Kansas City	MO		06/16/2023		150,334							139			
1087352	Wilton Manors	FL		06/21/2023		287,600							520			
1094260	Claremont	CA		08/28/2023		139,846							322			

E02.107

STATEMENT AS OF SEPTEMBER 30, 2024 OF THE First Allmerica Financial Life Insurance Company

**SCHEDULE B - PART 3**

Showing All Mortgage Loans DISPOSED, Transferred or Repaid During the Current Quarter

1 Loan Number	2 Location		4 Loan Type	5 Date Acquired	6 Disposal Date	7 Book Value/ Recorded Investment Excluding Accrued Interest Prior Year	8 Change in Book Value/Recorded Investment					14 Book Value/ Recorded Investment Excluding Accrued Interest on Disposal	15 Consid- eration	16 Foreign Exchange Gain (Loss) on Disposal	17 Realized Gain (Loss) on Disposal	18 Total Gain (Loss) on Disposal	
	2 City	3 State					8 Unrealized Valuation Increase/ (Decrease)	9 Current Year's (Amortization) /Accretion	10 Current Year's Other- Than- Temporary Impairment Recognized	11 Capitalized Deferred Interest and Other	12 Total Change in Book Value (8+9-10+11)						13 Total Foreign Exchange Change in Book Value
1337807	Silver Spring	MD		02/27/2024		31,851											130
1337771	Phoenixville	PA		02/27/2024		35,445											243
1337810	Pottstown	PA		02/27/2024		13,832											32
1417316	Garfield	AR		03/27/2024		15,451											320
1417412	Leawood	KS		03/27/2024		58,695											29,912
1074617	North Hampton	NH		03/29/2023		14,950											30
1074588	Hollywood	FL		03/29/2023		8,767											18
1078916	Miami	FL		05/09/2023		289,465											863
1491337	Orange	CA		05/10/2024		220,131											444
1094167	Ossining	NY		08/28/2023		107,016											313
1086666	Camden	NJ		06/08/2023		36,700											87
1086776	Harvey	LA		06/08/2023		32,395											78
1086650	King Of Prussia	PA		06/08/2023		166,215											366
1297284	Richmond	VA		01/30/2024		81,352											183
1090866	Jacksonville	FL		07/17/2023		178,984											456
1091595	Jefferson	GA		07/25/2023		42,938											101
1331706	Sarasota	FL		02/26/2024		6,388											1,111
1331707	Oakland Garden	NY		02/26/2024		47,442											89
1415669	Bixby	OK		03/27/2024		9,590											228
1565473	Santa Clarita	CA		06/25/2024		129,560											170
1565493	Plano	TX		06/25/2024		102,226											142
1297476	Memphis	TN		01/30/2024		38,437											64
1233193	Lake Grove	NY		12/13/2023		255,406											473
1501465	Milledgeville	GA		05/28/2024		35,402											91
1501522	Columbia	SC		05/28/2024		36,989											84
1512063	Los Angeles	CA		05/23/2024		172,913											310
1090768	Marco Island	FL		07/12/2023		302,828											841
1085877	Pittstown	NJ		05/25/2023		39,019											80
1085896	Toledo	OH		05/25/2023		6,174											13
1086621	Stockton	CA		06/08/2023		84,740											205
1090091	Wilson	NC		06/30/2023		82,065											205
1290872	West Haverstraw	NY		01/25/2024		103,950											300
1093377	Newport Beach	CA		08/09/2023		279,060											687
1080378	Naples	FL		05/15/2023		63,816											124
1080391	West Linn	OR		05/15/2023		47,332											134
1569562	East Brunswick	NJ		06/26/2024		27,729											32
1210035	Briarwood	NY		11/29/2023		251,354											412
1569497	Philadelphia	PA		06/26/2024		31,190											32
1232903	Myrtle Beach	SC		12/13/2023		161,187											309
1333457	Chattanooga	TN		02/26/2024		46,497											96
1491358	Brooklyn	NY		05/10/2024		339,080											262,500
1113074	Nyack	NY		10/13/2023		9,780											23
1417625	Benton	AR		03/27/2024		13,502											379
1272065	Irmo	SC		01/09/2024		134,669											17,353
1297344	Cocoa	FL		01/30/2024		48,552											305
1297350	Fort Lauderdale	FL		01/30/2024		144,650											312
1512113	Brandon	MS		05/23/2024		38,289											85
1337878	Providence	RI		02/27/2024		45,210											88
1337846	Joliet	IL		02/27/2024		19,364											42
1337719	Hialeah	FL		02/27/2024		24,321											1,013
1333421	Fort Worth	TX		02/26/2024		13,210											28

E02.108

STATEMENT AS OF SEPTEMBER 30, 2024 OF THE First Allmerica Financial Life Insurance Company

**SCHEDULE B - PART 3**

Showing All Mortgage Loans DISPOSED, Transferred or Repaid During the Current Quarter

1 Loan Number	2 Location		4 Loan Type	5 Date Acquired	6 Disposal Date	7 Book Value/ Recorded Investment Excluding Accrued Interest Prior Year	8 Change in Book Value/Recorded Investment					14 Book Value/ Recorded Investment Excluding Accrued Interest on Disposal	15 Consid- eration	16 Foreign Exchange Gain (Loss) on Disposal	17 Realized Gain (Loss) on Disposal	18 Total Gain (Loss) on Disposal
	2 City	3 State					8 Unrealized Valuation Increase/ (Decrease)	9 Current Year's (Amortization) /Accretion	10 Current Year's Other- Than- Temporary Impairment Recognized	11 Capitalized Deferred Interest and Other	12 Total Change in Book Value (8+9-10+11)					
1113229	Toms River	NJ		10/13/2023		6,095								15		
1250306	Round Rock	TX		12/28/2023		121,013								243		
1415580	Wright City	OK		03/27/2024		7,883								175		
1415612	Rogers	AR		03/27/2024		26,172								775		
1093296	Fitchburg	MA		08/09/2023		74,239								193		
1413090	Nixa	MO		03/27/2024		2,176								198		
1339940	Jacksonville	FL		02/28/2024		517,355							1,179			
1418710	Pittsburgh	PA		03/28/2024		12,810								26		
1418717	Cincinnati	OH		03/28/2024		15,018								29		
1416717	Tulsa	OK		03/27/2024		23,929								517		
1418797	Miami	FL		03/28/2024		18,232								42		
1091709	San Antonio	TX		07/25/2023		17,127								36		
1549110	Hialeah	FL		06/13/2024		36,826								686		
1224034	Valders	WI		12/07/2023		462,016							1,179			
1297413	Columbus	OH		01/30/2024		57,160								106		
1290331	Paramount	CA		01/25/2024		115,447								521		
1126336	Hinckley	OH		10/20/2023		41,845								84		
1498570	Wharton	TX		05/16/2024		36,919								57		
1233197	Lubbock	TX		12/13/2023		64,183								97		
1569576	Staten Island	NY		06/26/2024		101,664								138		
1092538	Trenton	NJ		08/04/2023		82,439								179		
1491295	Summerland Key	FL		05/10/2024		116,418								188		
1076605	Troy	NY		04/21/2023		36,617								76		
1549076	Orange	CA		06/13/2024		252,173							3,282			
1297466	Lancaster	CA		01/30/2024		71,826								144		
1224121	Morro Bay	CA		12/07/2023		384,776								662		
1209769	Sunny Isles Beach	FL		11/29/2023		99,826								156		
1491272	Ponte Vedra Beach	FL		05/10/2024		230,567								485		
1086587	Las Vegas	NV		06/08/2023		1,011,400							2,021			
1501648	Jacksonville	FL		05/28/2024		20,959								46		
1501666	Muskegon	MI		05/28/2024		36,055								53		
1501713	Flower Mound	TX		05/28/2024		60,252								156		
1290990	Miami	FL		01/25/2024		111,399								235		
1292759	Baltimore	MD		01/26/2024		81,502								105		
1417361	Van Buren	AR		03/27/2024		8,525								188		
1297522	Dinwiddie	VA		01/30/2024		59,046								106		
1415768	Clarksville	AR		03/27/2024		17,343								393		
1417461	Talala	OK		03/27/2024		13,803								334		
1337766	Goleta	CA		02/27/2024		43,286								84		
1498523	Port Saint Lucie	FL		05/16/2024		34,255								47		
1076609	Houston	TX		04/21/2023		55,963								104		
1290978	Beverly Hills	FL		01/25/2024		49,131								118		
1338044	Huntsville	AL		02/27/2024		17,422								33		
1383726	San Antonio	TX		03/21/2024		19,297								38		
1415320	Little Rock	AR		03/27/2024		3,346								170		
1415400	Eufaula	OK		03/27/2024		8,093								232		
1415482	Branson West	MO		03/27/2024		7,152								219		
1549129	Sheffield	AL		06/13/2024		26,380								49		
1224084	Arvada	CO		12/07/2023		534,476							1,536			
1498555	Corapolis	PA		05/16/2024		13,125								21		
1437470	Irvine	CA		04/10/2024		176,038								276		

E02.109

STATEMENT AS OF SEPTEMBER 30, 2024 OF THE First Allmerica Financial Life Insurance Company

**SCHEDULE B - PART 3**

Showing All Mortgage Loans DISPOSED, Transferred or Repaid During the Current Quarter

1 Loan Number	2 Location		4 Loan Type	5 Date Acquired	6 Disposal Date	7 Book Value/ Recorded Investment Excluding Accrued Interest Prior Year	8 Change in Book Value/Recorded Investment					14 Book Value/ Recorded Investment Excluding Accrued Interest on Disposal	15 Consid- eration	16 Foreign Exchange Gain (Loss) on Disposal	17 Realized Gain (Loss) on Disposal	18 Total Gain (Loss) on Disposal
	2 City	3 State					8 Unrealized Valuation Increase/ (Decrease)	9 Current Year's (Amortization) /Accretion	10 Current Year's Other- Than- Temporary Impairment Recognized	11 Capitalized Deferred Interest and Other	12 Total Change in Book Value (8+9-10+11)					
1076177	Miami	FL		04/27/2023		329,105								586		
1078905	Modesto	CA		05/09/2023		142,664								12,023		
1491374	West Palm Beach	FL		05/10/2024		38,827								80		
1337729	Henderson	NV		02/27/2024		66,747								124		
1093992	Conroe	TX		08/17/2023		97,548								231		
1113130	Sarasota	FL		10/13/2023		56,906								122		
1339845	Huntingdon	PA		02/28/2024		94,938								173		
1091633	Myrtle Beach	SC		07/25/2023		14,345								24		
1501674	Bensalem	PA		05/28/2024		105,218								298		
1338081	Treasure Island	FL		02/27/2024		75,225								133		
1116903	Hilliard	OH		10/13/2023		11,138								17		
1250518	Brooklyn	NY		12/28/2023		302,432								615		
1292881	Palm Coast	FL		01/26/2024		124,642								266		
1113087	Homestead	FL		10/13/2023		8,410								18		
1417297	Elkins	AR		03/27/2024		77,433								1,616		
1417614	Stillwater	OK		03/27/2024		27,253								568		
1272057	Indian Shores	FL		01/09/2024		165,054								330		
1416680	Russellville	AR		03/27/2024		27,761								595		
1056001	Phoenix	AZ		08/26/2022		11,797								42		
1088674	West Palm Beach	FL		06/28/2023		510,029								859		
1501492	Miami	FL		05/28/2024		143,999								445		
1414600	Monett	MO		03/27/2024		5,850								193		
1272056	Miami Beach	FL		01/09/2024		190,796								356		
1135310	Arlington	TX		10/27/2023		7,068								16		
1232984	West Hills	CA		12/13/2023		694,429								1,597		
1498653	Carencro	LA		05/16/2024		10,025								23		
1093292	Lawrence	NY		08/09/2023		113,551								265		
1418727	Philadelphia	PA		03/28/2024		35,614								69		
1250458	Piscataway	NJ		12/28/2023		119,071								250		
1232977	Okemos	MI		12/13/2023		100,716								943		
1307580	Santa Barbara	CA		02/08/2024		386,499								883		
1512165	Louisa	VA		05/23/2024		69,410								146		
1056185	Chicago	IL		08/26/2022		5,152								20		
1337887	Lexington	NC		02/27/2024		20,437								41		
1498429	Brooklyn	NY		05/16/2024		98,084								125		
1329264	Conroe	TX		02/23/2024		41,983								219		
1498571	Hartford	CT		05/16/2024		36,918								58		
1339877	Alameda	CA		02/28/2024		266,488								574		
1290286	Dallas	TX		01/25/2024		160,223								286		
1417067	Mountain Home	AR		03/27/2024		10,737								214		
1415395	Garfield	AR		03/27/2024		14,582								332		
1418883	La Grange Park	IL		03/28/2024		31,882								77		
1297652	Breckenridge	CO		01/30/2024		347,060								2,203		
1565422	Avon	NC		06/25/2024		169,187								215		
1498535	Mustang	OK		05/16/2024		16,608								43		
1415280	Oklahoma City	OK		03/27/2024		11,573								271		
1491444	Highland	CA		05/10/2024		66,935								155		
1549255	Detroit	MI		06/13/2024		12,319								22		
1056284	Lubbock	TX		08/26/2022		10,534								37		
1056290	Killeen	TX		08/26/2022		4,653								12		
1292796	Houston	TX		01/26/2024		76,007								160		

E02.110

STATEMENT AS OF SEPTEMBER 30, 2024 OF THE First Allmerica Financial Life Insurance Company

**SCHEDULE B - PART 3**

Showing All Mortgage Loans DISPOSED, Transferred or Repaid During the Current Quarter

1 Loan Number	2 Location		4 Loan Type	5 Date Acquired	6 Disposal Date	7 Book Value/ Recorded Investment Excluding Accrued Interest Prior Year	8 Change in Book Value/Recorded Investment					14 Book Value/ Recorded Investment Excluding Accrued Interest on Disposal	15 Consid- eration	16 Foreign Exchange Gain (Loss) on Disposal	17 Realized Gain (Loss) on Disposal	18 Total Gain (Loss) on Disposal
	2 City	3 State					8 Unrealized Valuation Increase/ (Decrease)	9 Current Year's (Amortization) /Accretion	10 Current Year's Other- Than- Temporary Impairment Recognized	11 Capitalized Deferred Interest and Other	12 Total Change in Book Value (8+9-10+11)					
1224054	Sandy	UT		12/07/2023		577,194								1,571		
1339871	Vero Beach	FL		02/28/2024		163,425								379		
1339874	Leander	TX		02/28/2024		382,041								864		
1074115	Scottsdale	AZ		03/28/2023		198,455								141		
1093963	Moab	UT		08/17/2023		198,347								747		
1080190	Oakdale	PA		05/15/2023		35,536								330		
1491106	North Bergen	NJ		05/10/2024		96,094								211		
1209987	Waxhaw	NC		11/29/2023		117,238								268		
1069650	Miami Beach	FL		02/24/2023		80,559								159		
1080221	Flagstaff	AZ		05/15/2023		94,354								210		
1086010	Oregon City	OR		05/25/2023		9,952								5,676		
1272060	Santa Clarita	CA		01/09/2024		183,283								422		
1294222	Memphis	TN		01/29/2024		33,816								67		
1417639	Perryville	AR		03/27/2024		9,781								369		
1416682	Greenbrier	AR		03/27/2024		10,940								236		
1093319	Baltimore	MD		08/09/2023		20,648								51		
1080358	Miami	FL		05/15/2023		76,034								211		
1418811	Philadelphia	PA		03/28/2024		17,529								38		
1338046	Dearborn Heights	MI		02/27/2024		13,010								24		
1297265	Memphis	TN		01/30/2024		111,783								184		
1297424	Huntington	NY		01/30/2024		104,153								222		
1297470	Sumterville	FL		01/30/2024		36,448								65		
1088687	Merced	CA		06/28/2023		96,221								210		
1088851	York	PA		06/28/2023		41,804								85		
1569105	Wilmington	DE		06/26/2024		17,053								23		
1416574	Norman	OK		03/27/2024		16,105								345		
1390781	Tomball	TX		03/26/2024		43,149								98		
1307565	Tomball	TX		02/08/2024		57,812								2,057		
1501416	Austin	TX		05/28/2024		55,454								117		
1232954	Estero	FL		12/13/2023		177,418								415		
1250322	Jacksonville	FL		12/28/2023		57,676								92		
1498606	Warren	MI		05/16/2024		8,895								10		
1292885	Glendale	CA		01/26/2024		641,085								1,196		
1569093	Tempe	AZ		06/26/2024		40,804								38		
1338118	Upper Darby	PA		02/27/2024		30,808								42		
1549105	Calabasas	CA		06/13/2024		455,133								1,017		
1209791	Lantana	FL		11/29/2023		199,387								453		
1209792	Broken Bow	OK		11/29/2023		211,800								375		
1233152	Visalia	CA		12/13/2023		87,394								300		
1233162	Denver	CO		12/13/2023		101,454								265		
1290283	Owasso	OK		01/25/2024		48,344								10,579		
1126319	Nashville	TN		10/20/2023		38,811								72		
1085882	Port St. Lucie	FL		05/25/2023		13,445								133		
1094905	The Villages	FL		09/07/2023		25,140								67		
1224097	Chapel Hill	NC		12/07/2023		521,499								1,508		
1224108	Salt Lake City	UT		12/07/2023		485,559								1,371		
1116857	Huntington Park	CA		10/13/2023		14,614								35		
1416292	Greenwood	AR		03/27/2024		9,596								211		
1080429	Chicago	IL		05/15/2023		44,814								75		
1078861	Eatonton	GA		05/09/2023		166,153								195		
1383695	Akron	OH		03/21/2024		8,957								15		

E02.111



STATEMENT AS OF SEPTEMBER 30, 2024 OF THE First Allmerica Financial Life Insurance Company

**SCHEDULE B - PART 3**

Showing All Mortgage Loans DISPOSED, Transferred or Repaid During the Current Quarter

1 Loan Number	2 Location		4 Loan Type	5 Date Acquired	6 Disposal Date	7 Book Value/ Recorded Investment Excluding Accrued Interest Prior Year	8 Change in Book Value/Recorded Investment					14 Book Value/ Recorded Investment Excluding Accrued Interest on Disposal	15 Consid- eration	16 Foreign Exchange Gain (Loss) on Disposal	17 Realized Gain (Loss) on Disposal	18 Total Gain (Loss) on Disposal
	2 City	3 State					8 Unrealized Valuation Increase/ (Decrease)	9 Current Year's (Amortization) /Accretion	10 Current Year's Other- Than- Temporary Impairment Recognized	11 Capitalized Deferred Interest and Other	12 Total Change in Book Value (8+9-10+11)					
1383696	Miramar Beach	FL		03/21/2024		24,479										42
1383713	Birmingham	AL		03/21/2024		13,366										27
1250604	Alamo	CA		12/28/2023		308,421										728
1417536	Duncan	OK		03/27/2024		13,075										275
1297304	Aurora	IL		01/30/2024		50,259										96
1416311	Greenwood	AR		03/27/2024		13,159										288
1416367	Shawnee	OK		03/27/2024		5,665										119
1549169	Bowie	TX		06/13/2024		31,653										69
1549172	Middletown	NY		06/13/2024		46,317										58
1549182	Chicago	IL		06/13/2024		21,018										52
1549218	Edinburg	TX		06/13/2024		24,621										31
1498547	Independence	MO		05/16/2024		6,854										7
1076604	Troy	NY		04/21/2023		31,793										67
1549236	Denton	TX		06/13/2024		25,962										51
1126344	Seattle	WA		10/20/2023		36,155										86
1069482	Laguna Beach	CA		02/24/2023		284,040										633
1297394	Dundalk	MD		01/30/2024		46,242										80
1290942	Westland	MI		01/25/2024		25,299										37
1292738	Athens	GA		01/26/2024		108,606										171
1333532	Hampton	VA		02/26/2024		21,464										51
1383838	Oklahoma City	OK		03/21/2024		24,307										55
1272136	Mead	CO		01/09/2024		86,239										178
1272137	Columbus	NJ		01/09/2024		436,021										926
1338068	Ferndale	MI		02/27/2024		21,976										33
1415479	Fayetteville	AR		03/27/2024		11,861										276
1415487	Little Rock	AR		03/27/2024		3,698										256
1091732	Waltham	MA		07/25/2023		50,891										130
1415478	Fayetteville	AR		03/27/2024		15,340										554
1292787	Linden	NJ		01/26/2024		142,015										262
1348875	Columbus	GA		03/06/2024		38,900										77
1297629	Fontana	CA		01/30/2024		192,441										427
1307525	Tallahassee	FL		02/08/2024		81,641										149
1307559	Miramar Beach	FL		02/08/2024		412,759										706
1491301	Highland	CA		05/10/2024		97,116										254
1232925	Fairfax	VA		12/13/2023		409,493										865
1491370	Jamaica	NY		05/10/2024		101,853										216
1383689	Banning	CA		03/21/2024		47,168										79
1348888	Deerfield Beach	FL		03/06/2024		124,422										257
1569074	Midland	TX		06/26/2024		24,546										44
1093327	Long Beach	CA		08/09/2023		84,140										221
1250319	Bronx	NY		12/28/2023		89,984										159
1087362	Labelle	FL		06/21/2023		107,610										416
1087366	Los Angeles	CA		06/21/2023		128,730										995
1415621	Panama	OK		03/27/2024		14,946										350
1056129	Chicago	IL		08/26/2022		12,531										38
1094244	Lipan	TX		08/28/2023		88,141										185
1569394	Philadelphia	PA		06/26/2024		34,760										50
1090762	Fort Myers	FL		07/12/2023		121,692										259
1272134	Springfield	PA		01/09/2024		214,752										440
1076090	Chatsworth	CA		04/27/2023		76,432										166
1307510	Wurtsboro	NY		02/08/2024		142,980										493

E02.112

STATEMENT AS OF SEPTEMBER 30, 2024 OF THE First Allmerica Financial Life Insurance Company

**SCHEDULE B - PART 3**

Showing All Mortgage Loans DISPOSED, Transferred or Repaid During the Current Quarter

1 Loan Number	2 Location		4 Loan Type	5 Date Acquired	6 Disposal Date	7 Book Value/ Recorded Investment Excluding Accrued Interest Prior Year	8 Change in Book Value/Recorded Investment					14 Book Value/ Recorded Investment Excluding Accrued Interest on Disposal	15 Consid- eration	16 Foreign Exchange Gain (Loss) on Disposal	17 Realized Gain (Loss) on Disposal	18 Total Gain (Loss) on Disposal
	2 City	3 State					8 Unrealized Valuation Increase/ (Decrease)	9 Current Year's (Amortization) /Accretion	10 Current Year's Other- Than- Temporary Impairment Recognized	11 Capitalized Deferred Interest and Other	12 Total Change in Book Value (8+9-10+11)					
1091392	Fort Myers	FL		07/24/2023		140,105								226		
1569435	Newark	NJ		06/26/2024		119,139								188		
1569296	Scottsdale	AZ		06/26/2024		102,940								153		
1090868	Parna	OH		07/17/2023		92,451								324		
1094861	Baltimore	MD		09/07/2023		14,395								35		
1113065	Staten Island	NY		10/13/2023		7,709								24		
1417258	Van Buren	AR		03/27/2024		10,715								283		
1250551	Pearland	TX		12/28/2023		69,782								541		
1498633	Tampa	FL		05/16/2024		33,735								82		
1250439	Escondido	CA		12/28/2023		243,989								603		
1250448	Dos Palos	CA		12/28/2023		86,698								153		
1512137	Belleville	NJ		05/23/2024		77,735								226		
1094743	Frisco	TX		09/07/2023		17,707								45		
1355858	Brandon	MS		03/08/2024		15,879								35		
1418984	Lathrop	CA		03/28/2024		116,345								287		
1087350	Seaside	CA		06/21/2023		302,308								744		
1329258	Dauphin Island	AL		02/23/2024		26,115								36		
1135399	Edinburg	TX		10/27/2023		8,905								66		
1349138	Clermont	FL		03/06/2024		117,578								402		
1501561	Elberton	GA		05/28/2024		39,933								103		
1501617	Jacksonville	FL		05/28/2024		22,914								53		
1233043	Whittier	CA		12/13/2023		367,586								776		
1233062	Lowell	MA		12/13/2023		122,748								239		
1233168	Brooklyn	NY		12/13/2023		617,744								1,375		
1355958	Fontana	CA		03/08/2024		65,923								113		
1414556	Highland	AR		03/27/2024		4,292								204		
1414604	Bartlesville	OK		03/27/2024		6,768								1,063		
1349064	Bend	OR		03/06/2024		81,648								1,746		
1501568	Roseville	MI		05/28/2024		118,278								283		
1383642	Lakeland	FL		03/21/2024		18,274								38		
1091649	La Puente	CA		07/25/2023		36,814								59		
1091666	Manchester	NJ		07/25/2023		34,164								71		
1209727	Detroit	MI		11/29/2023		27,510								73		
1414501	Carthage	MO		03/27/2024		20,698								770		
1116925	Carolina Beach	NC		10/13/2023		36,086								65		
1090746	Valrico	FL		07/12/2023		51,760								99		
1090718	Hollywood	FL		07/12/2023		43,801								1,230		
1491299	Henrico	VA		05/10/2024		104,507								211		
1501389	Lorain	OH		05/28/2024		32,326								58		
1415544	Eucha	OK		03/27/2024		28,272								647		
1331685	New Caney	TX		02/26/2024		63,327								147		
1290305	Boone	NC		01/25/2024		152,869								219		
1501482	Destin	FL		05/28/2024		76,772								132		
1415140	Rogers	AR		03/27/2024		9,223								331		
1415185	Jacksonville	AR		03/27/2024		5,649								135		
1415212	Joplin	MO		03/27/2024		6,334								199		
1418972	Tucker	GA		03/28/2024		95,869								271		
1437262	Houston	TX		04/10/2024		20,433								49		
1077361	Jersey City	NJ		05/03/2023		268,369								586		
1233188	Philadelphia	PA		12/13/2023		51,366								104		
1250425	Deerfield Beach	FL		12/28/2023		73,726								144		

E02.113

STATEMENT AS OF SEPTEMBER 30, 2024 OF THE First Allmerica Financial Life Insurance Company

**SCHEDULE B - PART 3**

Showing All Mortgage Loans DISPOSED, Transferred or Repaid During the Current Quarter

1 Loan Number	2 Location		4 Loan Type	5 Date Acquired	6 Disposal Date	7 Book Value/ Recorded Investment Excluding Accrued Interest Prior Year	8 Change in Book Value/Recorded Investment					14 Book Value/ Recorded Investment Excluding Accrued Interest on Disposal	15 Consid- eration	16 Foreign Exchange Gain (Loss) on Disposal	17 Realized Gain (Loss) on Disposal	18 Total Gain (Loss) on Disposal	
	2 City	3 State					8 Unrealized Valuation Increase/ (Decrease)	9 Current Year's (Amortization) /Accretion	10 Current Year's Other- Than- Temporary Impairment Recognized	11 Capitalized Deferred Interest and Other	12 Total Change in Book Value (8+9-10+11)						13 Total Foreign Exchange Change in Book Value
1383669	Catonsville	MD		03/21/2024		22,015											47
1383724	Ocala	FL		03/21/2024		21,403											150
1250272	Indio	CA		12/28/2023		151,586											272
1349073	Lake Worth	FL		03/06/2024		37,152											129
1297670	Plantation	FL		01/30/2024		54,365											103
1307503	Waxahachie	TX		02/08/2024		143,651											259
1569517	Brandon	MS		06/26/2024		32,827											39
1250214	Ferndale	NY		12/28/2023		44,453											71
1417350	Duncan	OK		03/27/2024		14,591											474
1416519	Over land Park	KS		03/27/2024		81,210											3,170
1416572	West Fork	AR		03/27/2024		4,158											81
1068737	Granite Bay	CA		04/18/2023		22,389											59
1416711	McLoud	OK		03/27/2024		17,632											381
1209804	Nyack	NY		11/29/2023		152,791											1,094
1290336	Parker	CO		01/25/2024		242,900											579
1290338	Middletown	NJ		01/25/2024		221,622											468
1549208	Port Charlotte	FL		06/13/2024		29,606											209
1549214	Tampa	FL		06/13/2024		99,377											237
1498528	Philadelphia	PA		05/16/2024		27,806											57
1348933	Westtown	NY		03/06/2024		95,091											194
1390625	McLean	VA		03/26/2024		286,124											559
1331658	Prosper	TX		02/26/2024		121,553											229
1331674	Loxahatchee	FL		02/26/2024		37,780											86
1415917	Springfield	MO		03/27/2024		30,031											1,029
1080428	Pleasant Grove	UT		05/15/2023		58,794											180
1491215	Philadelphia	PA		05/10/2024		29,381											62
1337835	Miami	FL		02/27/2024		40,816											83
1437353	Windham	ME		04/10/2024		37,675											77
1437397	Duluth	GA		04/10/2024		51,954											113
1224148	Northlake	TX		12/07/2023		434,613											896
1074610	Sunrise Beach	TX		03/29/2023		46,878											130
1074619	Bala Cynwyd	PA		04/28/2023		67,242											171
1074590	Palm Springs	CA		03/29/2023		50,238											102
1095341	Raeford	NC		09/18/2023		64,048											152
1250377	Rifle	CO		12/28/2023		158,282											275
1093280	West Allis	WI		08/09/2023		32,798											70
1088908	Rancho Cucamonga	CA		06/28/2023		152,839											490
1209835	Boca Raton	FL		11/29/2023		71,108											571
1437333	Pasadena	CA		04/10/2024		39,145											123
1348891	Johnston	RI		03/06/2024		96,403											222
1415572	Brookline	MO		03/27/2024		15,490											393
1085927	West Haven	CT		05/25/2023		9,398											38
1355850	Norfolk	VA		03/08/2024		17,708											27
1491411	Corinth	TX		05/10/2024		46,774											105
1056104	Indianapolis	IN		08/26/2022		5,531											20
1113189	Jackson Township	NJ		10/13/2023		17,106											34
1113240	Wantagh	NY		10/13/2023		5,631											10
1565391	Lake Stevens	WA		06/25/2024		80,454											108
1250418	Phoenixville	PA		12/28/2023		81,004											393
1250430	Clark	NJ		12/28/2023		97,418											185
1290282	Hempstead	NY		01/25/2024		168,657											230

E02.114

STATEMENT AS OF SEPTEMBER 30, 2024 OF THE First Allmerica Financial Life Insurance Company

**SCHEDULE B - PART 3**

Showing All Mortgage Loans DISPOSED, Transferred or Repaid During the Current Quarter

1 Loan Number	2 Location		4 Loan Type	5 Date Acquired	6 Disposal Date	7 Book Value/ Recorded Investment Excluding Accrued Interest Prior Year	8 Change in Book Value/Recorded Investment					14 Book Value/ Recorded Investment Excluding Accrued Interest on Disposal	15 Consid- eration	16 Foreign Exchange Gain (Loss) on Disposal	17 Realized Gain (Loss) on Disposal	18 Total Gain (Loss) on Disposal	
	2 City	3 State					8 Unrealized Valuation Increase/ (Decrease)	9 Current Year's (Amortization) /Accretion	10 Current Year's Other- Than- Temporary Impairment Recognized	11 Capitalized Deferred Interest and Other	12 Total Change in Book Value (8+9-10+11)						13 Total Foreign Exchange Change in Book Value
1418731	Port Angeles	WA		03/28/2024		29,119											.66
1417358	Tulsa	OK		03/27/2024		41,213											1,542
1135318	Springfield	MO		10/27/2023		4,838											.11
1055974	Sebastian	FL		08/26/2022		9,752											.35
1331675	Lauderhill	FL		02/26/2024		14,602											.63
1415252	Fort Smith	AR		03/27/2024		4,206											230
1290839	Paterson	NJ		01/25/2024		111,294											248
1416641	Flippin	AR		03/27/2024		10,060											217
1416690	Fairland	OK		03/27/2024		7,683											158
1056027	Tucson	AZ		08/26/2022		11,792											40
1414597	Talihina	OK		03/27/2024		3,769											128
1414758	Norman	OK		03/27/2024		2,312											313
1501390	Berlin	NJ		05/28/2024		38,422											.72
1383524	Hemet	CA		03/21/2024		17,733											140
1209986	Nashville	TN		11/29/2023		115,108											265
1210012	Palm Harbor	FL		11/29/2023		111,274											331
1512081	Houston	TX		05/23/2024		51,492											115
1272086	Los Angeles	CA		01/09/2024		708,384											124,192
1232986	Sedona	AZ		12/13/2023		580,504											1,236
1250354	Mount Pleasant	SC		12/28/2023		305,348											601
1498662	Crystal Rver	FL		05/16/2024		11,478											.21
1498664	Monsey	NY		05/16/2024		104,473											196
1415594	Hot Springs	AR		03/27/2024		6,281											220
1415617	Fayetteville	AR		03/27/2024		8,917											207
1333518	Labelle	FL		02/26/2024		27,477											.56
1292830	Spring	TX		01/26/2024		87,010											181
1569205	Tucson	AZ		06/26/2024		71,671											156
1569184	Houston	TX		06/26/2024		49,392											149
1569218	Atlanta	GA		06/26/2024		64,759											155
1307507	Miami	FL		02/08/2024		419,917											856
1331888	Twinsburg	OH		02/26/2024		54,308											125
1077371	Englewood	NJ		05/03/2023		193,882											494
1356022	Fort Lauderdale	FL		03/08/2024		80,331											191
1339942	Canon City	CO		02/28/2024		165,146											379
1390643	Statesville	NC		03/26/2024		30,576											.63
1224091	Erie	CO		12/07/2023		1,508,792											8,176
1224123	Cumming	GA		12/07/2023		506,261											1,421
1290287	Albany	NY		01/25/2024		41,915											.58
1290288	Gaithersburg	MD		01/25/2024		35,767											.72
1569534	Erie	PA		06/26/2024		16,526											.18
1491404	Woodbridge	VA		05/10/2024		47,139											104
1078881	Montgomery	TX		05/09/2023		158,436											551
1080159	Henderson	NV		05/15/2023		10,879											.26
1088841	Shelby	NC		06/28/2023		80,084											212
1093343	Boulder	CO		08/09/2023		277,089											677
1080416	Scotts Valley	CA		05/15/2023		85,702											270
1415542	Rogers	AR		03/27/2024		6,971											160
1297457	Irving	TX		01/30/2024		78,776											140
1055996	Hopatcong	NJ		08/26/2022		9,347											.28
1055998	Tipton	CA		08/26/2022		6,159											.20
1415229	Fayetteville	AR		03/27/2024		9,609											224

E02.115

STATEMENT AS OF SEPTEMBER 30, 2024 OF THE First Allmerica Financial Life Insurance Company

**SCHEDULE B - PART 3**

Showing All Mortgage Loans DISPOSED, Transferred or Repaid During the Current Quarter

1 Loan Number	2 Location		4 Loan Type	5 Date Acquired	6 Disposal Date	7 Book Value/ Recorded Investment Excluding Accrued Interest Prior Year	8 Change in Book Value/Recorded Investment					14 Book Value/ Recorded Investment Excluding Accrued Interest on Disposal	15 Consid- eration	16 Foreign Exchange Gain (Loss) on Disposal	17 Realized Gain (Loss) on Disposal	18 Total Gain (Loss) on Disposal
	2 City	3 State					8 Unrealized Valuation Increase/ (Decrease)	9 Current Year's (Amortization) /Accretion	10 Current Year's Other- Than- Temporary Impairment Recognized	11 Capitalized Deferred Interest and Other	12 Total Change in Book Value (8+9-10+11)					
1233186	Tallahassee	FL		12/13/2023		110,321								386		
1233190	Indianapolis	IN		12/13/2023		60,419								131		
1250266	Katy	TX		12/28/2023		66,041								130		
1297309	Warner Robins	GA		01/30/2024		55,800								95		
1135344	Seabrook	TX		10/27/2023		3,710								8		
1055907	Lebanon	PA		08/26/2022		5,260								19		
1074122	Ormond Beach	FL		03/28/2023		32,080								70		
1331709	Lakewood	WA		02/26/2024		54,740								100		
1056118	Rock Hill	SC		08/26/2022		3,772								11		
1056126	Slidell	LA		08/26/2022		7,017								26		
1094951	Flint	TX		09/07/2023		24,583								66		
1068701	Austin	TX		04/18/2023		45,286								143		
1355852	Pasadena	TX		03/08/2024		18,518								43		
1080331	Plymouth	MN		05/15/2023		86,637								579		
1080338	Park City	UT		05/15/2023		133,762								400		
1297430	Lancaster	CA		01/30/2024		71,826								144		
1549235	Chicago	IL		06/13/2024		31,055								58		
1498501	Bronx	NY		05/16/2024		83,947								284		
1498577	Perris	CA		05/16/2024		42,831								105		
1549271	Sevierville	TN		06/13/2024		248,609								499		
1549263	Reading	PA		06/13/2024		20,280								29		
1080419	Roanoke	TX		05/15/2023		49,179								157		
1224068	Scottsdale	AZ		12/07/2023		741,457								2,856		
1094006	Wellington	FL		08/17/2023		436,866								1,079		
1094016	Miami	FL		08/17/2023		273,667								557		
1417574	Tulsa	OK		03/27/2024		50,848								1,076		
1094847	San Diego	CA		09/07/2023		46,620								119		
1272138	Orange Park	FL		01/09/2024		105,178								202		
1498510	Tampa	FL		05/16/2024		28,213								86		
1086004	Brooklyn	NY		05/25/2023		59,884								95		
1512141	Dana Point	CA		05/23/2024		130,228								324		
1415349	Tulsa	OK		03/27/2024		26,289								608		
1415328	Anderson	MO		03/27/2024		5,186								149		
1491308	Lancaster	CA		05/10/2024		96,477								171		
1348917	Mesquite	NV		03/06/2024		107,556								224		
1250157	Bronx	NY		12/28/2023		161,318								315		
1272108	Thousand Oaks	CA		01/09/2024		251,952								490		
1078888	Tequesta	FL		05/09/2023		88,139								1,226		
1093200	Fort Lauderdale	FL		08/09/2023		44,836								109		
1250257	Broomfield	CO		12/28/2023		52,997								104		
1250268	Worcester	MA		12/28/2023		64,396								150		
1414370	Rogers	AR		03/27/2024		10,358								433		
1355967	Spring	TX		03/08/2024		54,840								98		
1205289	Miramar	FL		11/28/2023		146,123								352		
1080371	Sarasota	FL		05/15/2023		55,603								163		
1250482	Longview	TX		12/28/2023		62,171								133		
1290979	Detroit	MI		01/25/2024		29,406								58		
1338077	Marlborough	MA		02/27/2024		49,468								81		
1416610	Oologah	OK		03/27/2024		6,694								140		
1080347	Palmetto Bay	FL		05/15/2023		69,137								2,850		
1250475	King Of Prussia	PA		12/28/2023		100,554								337		

E02.116

STATEMENT AS OF SEPTEMBER 30, 2024 OF THE First Allmerica Financial Life Insurance Company

**SCHEDULE B - PART 3**

Showing All Mortgage Loans DISPOSED, Transferred or Repaid During the Current Quarter

1 Loan Number	2 Location		4 Loan Type	5 Date Acquired	6 Disposal Date	7 Book Value/ Recorded Investment Excluding Accrued Interest Prior Year	8 Change in Book Value/Recorded Investment					14 Book Value/ Recorded Investment Excluding Accrued Interest on Disposal	15 Consid- eration	16 Foreign Exchange Gain (Loss) on Disposal	17 Realized Gain (Loss) on Disposal	18 Total Gain (Loss) on Disposal
	2 City	3 State					8 Unrealized Valuation Increase/ (Decrease)	9 Current Year's (Amortization) /Accretion	10 Current Year's Other- Than- Temporary Impairment Recognized	11 Capitalized Deferred Interest and Other	12 Total Change in Book Value (8+9-10+11)					
1290815	Harrisburg	PA		01/25/2024		56,862								3,361		
1383526	Pensacola	FL		03/21/2024		21,471								36		
1209857	Oakland	CA		11/29/2023		139,574								317		
1437376	Hopatcong	NJ		04/10/2024		28,938								59		
1113090	Homestead	FL		10/13/2023		10,253								22		
1383551	Lake Orion	MI		03/21/2024		12,657								53		
1383593	Chicago	IL		03/21/2024		44,232								70		
1210028	Hayward	CA		11/29/2023		170,170								426		
1337820	Schenectady	NY		02/27/2024		25,169								59		
1250367	Fontana	CA		12/28/2023		152,244								268		
1413285	Cabot	AR		03/27/2024		3,343								269		
1292877	Colorado Springs	CO		01/26/2024		230,020								8,843		
1355995	Wheat Ridge	CO		03/08/2024		208,696								316		
1416845	McLoud	OK		03/27/2024		21,271								432		
1250455	Flower Mound	TX		12/28/2023		109,124								187		
1056014	Ewing	NJ		08/26/2022		9,188								31		
1076629	Troy	NY		04/21/2023		33,682								80		
1085904	Holladay	UT		05/25/2023		31,439								77		
1569061	Gulfport	FL		06/26/2024		51,709								85		
1292859	Austin	TX		01/26/2024		163,273								310		
1315591	Detroit	MI		02/13/2024		15,715								34		
1315593	Baltimore	MD		02/13/2024		20,775								47		
1297378	Chicago	IL		01/30/2024		107,364								153		
1307588	Center Valley	PA		02/08/2024		250,597								1,564		
1413594	Fort Smith	AR		03/27/2024		9,417								629		
1498410	Worcester	MA		05/16/2024		64,223								94		
1413358	Midway	AR		03/27/2024		1,977								266		
1413340	Rogers	AR		03/27/2024		8,476								712		
1414864	Jessieville	AR		03/27/2024		6,696								225		
1329329	Nashville	TN		02/23/2024		100,325								133		
1333444	Hollywood	FL		02/26/2024		17,711								38		
1413464	Stilwell	OK		03/27/2024		9,001								697		
1290364	Harrison Township	MI		01/25/2024		55,546								91		
1297244	Minneapolis	MN		01/30/2024		88,284								149		
1091582	Knoxville	TN		07/25/2023		11,615								115		
1355935	Philadelphia	PA		03/08/2024		27,297								46		
1224127	Kersey	CO		12/07/2023		394,812								1,134		
1126325	Eules	TX		10/20/2023		26,405								56		
1080431	Sorrento	FL		05/15/2023		85,255								263		
1233181	Bridgeport	CT		12/13/2023		137,948								240		
1414437	Farmington	AR		03/27/2024		8,492								1,686		
1078921	Houston	TX		05/09/2023		55,740								501		
1292775	Gatlinburg	TN		01/26/2024		199,316								414		
1297517	Indianapolis	IN		01/30/2024		84,262								198		
1555770	Benson	NC		06/18/2024		64,532								125		
1209869	Wethersfield	CT		11/29/2023		112,071								256		
1512079	Watauga	TX		05/23/2024		40,945								77		
1337896	Multiple Properties	MO		02/27/2024		89,372								112		
1118919	Gulf Breeze	FL		10/17/2023		143,212								362		
1091628	North Richland Hills	TX		07/25/2023		18,724								47		
1498568	Guyton	GA		05/16/2024		28,465								67		

E02.117

STATEMENT AS OF SEPTEMBER 30, 2024 OF THE First Allmerica Financial Life Insurance Company

**SCHEDULE B - PART 3**

Showing All Mortgage Loans DISPOSED, Transferred or Repaid During the Current Quarter

1 Loan Number	2 Location		4 Loan Type	5 Date Acquired	6 Disposal Date	7 Book Value/ Recorded Investment Excluding Accrued Interest Prior Year	8 Change in Book Value/Recorded Investment					14 Book Value/ Recorded Investment Excluding Accrued Interest on Disposal	15 Consid- eration	16 Foreign Exchange Gain (Loss) on Disposal	17 Realized Gain (Loss) on Disposal	18 Total Gain (Loss) on Disposal
	2 City	3 State					8 Unrealized Valuation Increase/ (Decrease)	9 Current Year's (Amortization) /Accretion	10 Current Year's Other- Than- Temporary Impairment Recognized	11 Capitalized Deferred Interest and Other	12 Total Change in Book Value (8+9-10+11)					
1078882	Dorchester	MA		05/09/2023		165,676								530		
1415755	Fort Smith	AR		03/27/2024		6,720								1,030		
1232921	Bartlett	TX		12/13/2023		96,133								168		
1331716	Woodland Hills	CA		02/26/2024		82,277								176		
1348924	Cicero	IL		03/06/2024		96,358								597		
1113094	Myrtle Beach	SC		10/13/2023		4,147								8		
1297371	Pittsburgh	PA		01/30/2024		38,055								82		
1094867	Minneola	FL		09/07/2023		26,964								63		
1224021	Georgetown	IN		12/07/2023		485,922								1,396		
1224051	Decatur	TX		12/07/2023		606,079								2,050		
1066508	Hyrum	UT		11/22/2022		110,436								286		
1498511	Galloway	NJ		05/16/2024		34,585								90		
1501729	Chalfont	PA		05/28/2024		158,971								473		
1292755	Branford	CT		01/26/2024		129,383								262		
1383743	Miami Gardens	FL		03/21/2024		48,619								120		
1091713	Steelton	PA		07/25/2023		11,324								21		
1090856	Ormond Beach	FL		07/12/2023		27,505								71		
1414566	Bigelow	AR		03/27/2024		37,202								1,256		
1080379	Tempe	AZ		05/15/2023		52,213								159		
1243545	Ellicott City	MD		12/21/2023		297,389								603		
1126347	Intlet Beach	FL		10/20/2023		93,432								164		
1498588	Malibu	CA		05/16/2024		131,798								289		
1097542	Saint Louis	MO		09/29/2023		40,323								96		
1250620	Miami	FL		12/28/2023		175,222								363		
1417476	Neosho	MO		03/27/2024		25,984								551		
1297550	Dayton	OH		01/30/2024		44,018								79		
1297539	Wilson	NC		01/30/2024		42,044								64		
1337885	Memphis	TN		02/27/2024		15,520								38		
1355937	Davie	FL		03/08/2024		90,879								174		
1068725	Hollister	CA		04/18/2023		48,419								170		
1565540	Naples	FL		06/25/2024		121,726								271		
1333481	Sevierville	TN		02/26/2024		19,367								39		
1250459	Bethpage	NY		12/28/2023		105,398								235		
1337934	New Carlisle	OH		02/27/2024		16,866								33		
1209827	Bumpass	VA		11/29/2023		282,678								1,411		
1250497	Belleville	MI		12/28/2023		12,868								540		
1390765	Richmond	TX		03/26/2024		52,330								116		
1400684	Phoenix	AZ		03/26/2024		35,306								62		
1292900	Richmond	TX		01/26/2024		221,717								461		
1491334	Auburn	AL		05/10/2024		46,682								95		
1093207	Denver	CO		08/09/2023		61,032								136		
1383628	Salinas	CA		03/21/2024		41,180								181		
1250290	San Diego	CA		12/28/2023		282,959								500		
1569388	Fayetteville	NC		06/26/2024		24,278								35		
1338132	Tampa	FL		02/27/2024		64,284								113		
1094952	Sacramento	CA		09/07/2023		19,474								52		
1413195	Bentonville	AR		03/27/2024		3,431								287		
1297599	De Bery	TX		01/30/2024		142,365								192		
1297571	Orange	CA		01/30/2024		355,246								778		
1569303	Santa Ana	CA		06/26/2024		144,423								243		
1549311	Paramus	NJ		06/13/2024		85,290								165		

E02.118

STATEMENT AS OF SEPTEMBER 30, 2024 OF THE First Allmerica Financial Life Insurance Company

**SCHEDULE B - PART 3**

Showing All Mortgage Loans DISPOSED, Transferred or Repaid During the Current Quarter

1 Loan Number	2 Location		4 Loan Type	5 Date Acquired	6 Disposal Date	7 Book Value/ Recorded Investment Excluding Accrued Interest Prior Year	8 Change in Book Value/Recorded Investment					14 Book Value/ Recorded Investment Excluding Accrued Interest on Disposal	15 Consid- eration	16 Foreign Exchange Gain (Loss) on Disposal	17 Realized Gain (Loss) on Disposal	18 Total Gain (Loss) on Disposal
	2 City	3 State					8 Unrealized Valuation Increase/ (Decrease)	9 Current Year's (Amortization) /Accretion	10 Current Year's Other- Than- Temporary Impairment Recognized	11 Capitalized Deferred Interest and Other	12 Total Change in Book Value (8+9-10+11)					
1348942	Azusa	CA		03/06/2024		133,348							284			
1565515	Chino	CA		06/25/2024		125,361							497			
1549168	Riverview	FL		06/13/2024		64,401							115			
1355929	Old Lyme	CT		03/08/2024		245,988							421			
1565542	Solana Beach	CA		06/25/2024		388,143							607			
1400810	South Daytona	FL		03/26/2024		12,900							24			
1400821	Dayton	OH		03/26/2024		82,795							198			
1412893	Tulsa	OK		03/27/2024		14,723							1,001			
1501644	Detroit	MI		05/28/2024		22,855							37			
1414876	Shawnee	OK		03/27/2024		16,624							508			
1414895	Russellville	AR		03/27/2024		7,086							224			
1390758	Tustin	CA		03/26/2024		88,683							189			
1412868	Big Cabin	OK		03/27/2024		8,033							559			
1568000	Menlo Park	CA		06/26/2024		397,621							791			
1056164	Haltom City	TX		08/26/2022		7,723							23			
1056226	New Chicago	IN		08/26/2022		4,888							18			
1413038	Fayetteville	AR		03/27/2024		4,842							436			
1086642	Killeen	TX		06/08/2023		67,412							186			
1233026	Granada Hills	CA		12/13/2023		616,224							1,154			
1491418	Victoria	TX		05/10/2024		26,900							276			
1491420	Corinth	TX		05/10/2024		41,505							69			
1416914	Willard	MO		03/27/2024		32,452							706			
1356053	Glendale	CA		03/08/2024		106,533							214			
1390697	La Quinta	CA		03/26/2024		47,853							141			
1414949	Elizabeth	AR		03/27/2024		14,464							422			
1390782	McGaheysville	VA		03/26/2024		31,439							45			
1055967	Gary	IN		08/26/2022		3,779							11			
1569080	Oakland Park	FL		06/26/2024		102,181							108			
1569399	Linden	NJ		06/26/2024		86,135							121			
1088665	Ho Ho Kus	NJ		06/28/2023		291,775							1,872			
1549113	Las Vegas	NV		06/13/2024		46,493							88			
1135337	Hollywood	FL		10/27/2023		28,557							67			
1233123	Montgomery	WV		12/13/2023		50,035							84			
1055947	Aurora	IL		08/26/2022		6,969							24			
1056006	Columbus	OH		08/26/2022		5,654							20			
1569225	Galveston	TX		06/26/2024		92,489							40,712			
1413563	El Reno	OK		03/27/2024		4,605							319			
1569300	Los Angeles	CA		06/26/2024		136,810							486			
1569522	Statesboro	GA		06/26/2024		11,658							15			
1307612	Chino Hills	CA		02/08/2024		519,634							1,021			
1126422	Woodruff	SC		10/20/2023		25,009							34			
1292896	Wylie	TX		01/26/2024		234,223							564			
1565411	Sun City West	AZ		06/25/2024		67,214							91			
1491069	Boise	ID		05/10/2024		24,843							50			
1077432	Palm Harbor	FL		05/03/2023		105,504							281			
1091580	Marietta	GA		07/25/2023		16,469							43			
1413721	Pea Ridge	AR		03/27/2024		3,233							189			
1383492	Burnham	IL		03/21/2024		13,649							5			
1569437	Bermuda Dunes	CA		06/26/2024		34,893							45			
1569459	Loxahatchee	FL		06/26/2024		81,676							121			
1126386	Houston	TX		10/20/2023		59,819							120			



STATEMENT AS OF SEPTEMBER 30, 2024 OF THE First Allmerica Financial Life Insurance Company

**SCHEDULE B - PART 3**

Showing All Mortgage Loans DISPOSED, Transferred or Repaid During the Current Quarter

1 Loan Number	2 Location		4 Loan Type	5 Date Acquired	6 Disposal Date	7 Book Value/ Recorded Investment Excluding Accrued Interest Prior Year	8 Change in Book Value/Recorded Investment					14 Book Value/ Recorded Investment Excluding Accrued Interest on Disposal	15 Consid- eration	16 Foreign Exchange Gain (Loss) on Disposal	17 Realized Gain (Loss) on Disposal	18 Total Gain (Loss) on Disposal
	2 City	3 State					8 Unrealized Valuation Increase/ (Decrease)	9 Current Year's (Amortization) /Accretion	10 Current Year's Other- Than- Temporary Impairment Recognized	11 Capitalized Deferred Interest and Other	12 Total Change in Book Value (8+9-10+11)					
1234843	Indian Shores	FL		12/14/2023		498,284							1,962			
1417196	Bethel Heights	AR		03/27/2024		9,040							348			
1415989	Bella Vista	AR		03/27/2024		10,447							249			
1416083	Lees Summit	MO		03/27/2024		18,577							403			
1250350	San Rafael	CA		12/28/2023		448,785							848			
1383519	Tampa	FL		03/21/2024		39,059							98			
1096651	San Jose	CA		09/27/2023		186,171							418			
1086663	Bronx	NY		06/08/2023		251,717							462			
1080220	Windsor	CA		05/15/2023		20,162							4,311			
1569082	Tampa	FL		06/26/2024		41,542							40			
1066505	Port Richey	FL		11/22/2022		39,201							99			
1569573	Bridgeport	CT		06/26/2024		38,406							80			
1290856	Gadsden	AL		01/25/2024		44,280							89			
1087371	Miami	FL		06/22/2023		900,424							2,192			
1415454	Leavenworth	KS		03/27/2024		10,803							262			
1290337	Yorba Linda	CA		01/25/2024		446,222							1,046			
1415367	Lowell	AR		03/27/2024		14,174							336			
1400735	Oakley	CA		03/26/2024		39,358							115			
1069518	Richmond	TX		02/24/2023		19,051							38			
1512172	Phoenix	AZ		05/23/2024		52,903							152			
1250248	Boca Raton	FL		12/28/2023		119,366							242			
1234858	Santa Barbara	CA		12/14/2023		840,145							3,574			
1297634	Hollister	CA		01/30/2024		50,331							122			
1290295	Naples	FL		01/25/2024		134,201							322			
1095323	Lakewood	NJ		09/18/2023		74,206							175			
1412857	Broken Arrow	OK		03/27/2024		5,529							2,239			
1413076	Conway	AR		03/27/2024		6,434							590			
1569131	Merced	CA		06/26/2024		71,842							141			
1093386	Boca Raton	FL		08/09/2023		51,621							141			
1093389	Sandpoint	ID		08/09/2023		139,799							331			
1250502	Baldwin	MD		12/28/2023		96,945							212			
1088795	Redwood City	CA		06/28/2023		356,927							896			
1501410	Austin	TX		05/28/2024		55,454							117			
1415551	Springfield	MO		03/27/2024		17,374							758			
1331683	West Covina	CA		02/26/2024		69,650							167			
1297627	Casselberry	FL		01/30/2024		107,559							231			
1383595	Buffalo	NY		03/21/2024		14,258							24			
1337829	Columbus	OH		02/27/2024		19,890							41			
1337852	Rancho Cucamonga	CA		02/27/2024		56,386							106			
1329324	Hubbard	OH		02/23/2024		14,606							24			
1355878	Lehigh Acres	FL		03/08/2024		29,329							62			
1095320	Maspeeth	NY		09/18/2023		264,121							623			
1297319	Jacksonville	FL		01/30/2024		53,077							99			
1093390	San Jose	CA		08/09/2023		259,490							661			
1418698	Reading	PA		03/28/2024		14,743							28			
1292778	Dothan	AL		01/26/2024		51,660							92			
1292910	Willingboro	NJ		01/26/2024		66,563							87			
1297230	Holly Hill	FL		01/30/2024		55,249							91			
1400762	Chicago	IL		03/26/2024		40,947							82			
1416694	Sapulpa	OK		03/27/2024		5,923							255			
1416713	Bella Vista	AR		03/27/2024		13,963							480			

E02.120

STATEMENT AS OF SEPTEMBER 30, 2024 OF THE First Allmerica Financial Life Insurance Company

**SCHEDULE B - PART 3**

Showing All Mortgage Loans DISPOSED, Transferred or Repaid During the Current Quarter

1 Loan Number	2 Location		4 Loan Type	5 Date Acquired	6 Disposal Date	7 Book Value/ Recorded Investment Excluding Accrued Interest Prior Year	8 Change in Book Value/Recorded Investment					14 Book Value/ Recorded Investment Excluding Accrued Interest on Disposal	15 Consid- eration	16 Foreign Exchange Gain (Loss) on Disposal	17 Realized Gain (Loss) on Disposal	18 Total Gain (Loss) on Disposal
	2 City	3 State					8 Unrealized Valuation Increase/ (Decrease)	9 Current Year's (Amortization) /Accretion	10 Current Year's Other- Than- Temporary Impairment Recognized	11 Capitalized Deferred Interest and Other	12 Total Change in Book Value (8+9-10+11)					
1250474	La Mirada	CA		12/28/2023		152,138								317		
1091723	Bermuda Dunes Area	CA		07/25/2023		36,656								87		
1355920	Philadelphia	PA		03/08/2024		36,511								88		
1355915	Chicago	IL		03/08/2024		46,854								73		
1413299	Reeds Spring	MO		03/27/2024		4,196								323		
1199528	Cortez	CO		11/21/2023		125,474							69,890			
1491318	Hampton Bays	NY		05/10/2024		55,098								130		
1068729	Independence	MO		04/18/2023		12,245								24		
1339804	Murrells Inlet	SC		02/28/2024		107,690								253		
1339833	Blue Ridge	GA		02/28/2024		145,877								266		
1339849	Santa Ana	CA		02/28/2024		539,085							1,141			
1400779	Kaaawa	HI		03/26/2024		104,174								237		
1413020	Pryor	OK		03/27/2024		1,970								182		
1565394	Lutz	FL		06/25/2024		32,160								47		
1355884	Portland	OR		03/08/2024		52,333								113		
1356103	Valley Center	CA		03/08/2024		82,769								188		
1416992	Paris	AR		03/27/2024		4,532								95		
1416679	Goodman	MO		03/27/2024		7,197								159		
1512169	Fruit Heights	UT		05/23/2024		96,490								170		
1491152	Cliffside Park	NJ		05/10/2024		103,115								227		
1250501	Marietta	GA		12/28/2023		131,445							43,136			
1297535	Petersburg	VA		01/30/2024		75,724								155		
1297548	Port Saint Lucie	FL		01/30/2024		92,720								163		
1126393	Little Rock	AR		10/20/2023		57,310								129		
1126384	St. Cloud	FL		10/20/2023		77,068								119		
1250427	Bronx	NY		12/28/2023		47,530								316		
1400729	Oxnard	CA		03/26/2024		212,862								404		
1491423	Anaheim	CA		05/10/2024		77,872								103		
1418795	San Antonio	TX		03/28/2024		13,439								29		
1297294	Grandview	MO		01/30/2024		43,008								88		
1491197	Sacramento	CA		05/10/2024		36,434								87		
1413097	Smithville	MO		03/27/2024		2,364								643		
1414674	Cache	OK		03/27/2024		12,460								575		
1414701	Greenwood	AR		03/27/2024		18,726								591		
1414716	Little Rock	AR		03/27/2024		3,960								157		
1549297	Amsterdam	NY		06/13/2024		21,739								38		
1549301	Cleveland	OH		06/13/2024		22,029								37		
1413170	Winslow	AR		03/27/2024		5,587								451		
1565456	Captiva	FL		06/25/2024		195,371								133		
1414875	Tulsa	OK		03/27/2024		14,502								485		
1094001	Adelanto	CA		08/17/2023		100,382								273		
1078873	Sherwood	OR		05/09/2023		250,033								748		
1416507	Oronogo	MO		03/27/2024		3,068								246		
1413680	Norman	OK		03/27/2024		5,234								339		
1413460	Springdale	AR		03/27/2024		2,449								188		
1413575	Lees Summit	MO		03/27/2024		1,581							1,112			
1093983	Oswego	IL		08/17/2023		80,200								228		
1501718	Pineillas Park	FL		05/28/2024		106,802								149		
1501725	Bethany Beach	DE		05/28/2024		203,971								770		
1416844	Ottawa	KS		03/27/2024		21,460								452		
1337970	Greensboro	NC		02/27/2024		20,208								41		

E02.121

STATEMENT AS OF SEPTEMBER 30, 2024 OF THE First Allmerica Financial Life Insurance Company

**SCHEDULE B - PART 3**

Showing All Mortgage Loans DISPOSED, Transferred or Repaid During the Current Quarter

1 Loan Number	2 Location		4 Loan Type	5 Date Acquired	6 Disposal Date	7 Book Value/ Recorded Investment Excluding Accrued Interest Prior Year	8 Change in Book Value/Recorded Investment					14 Book Value/ Recorded Investment Excluding Accrued Interest on Disposal	15 Consid- eration	16 Foreign Exchange Gain (Loss) on Disposal	17 Realized Gain (Loss) on Disposal	18 Total Gain (Loss) on Disposal
	2 City	3 State					8 Unrealized Valuation Increase/ (Decrease)	9 Current Year's (Amortization) /Accretion	10 Current Year's Other- Than- Temporary Impairment Recognized	11 Capitalized Deferred Interest and Other	12 Total Change in Book Value (8+9-10+11)					
1078930	Torrance	CA		05/09/2023		358,485							1,252			
1437286	Agoura Hills	CA		04/10/2024		279,669							531			
1390732	Estero	FL		03/26/2024		38,370							73			
1093994	Fresno	CA		08/17/2023		165,560							395			
1094015	Littleton	CO		08/17/2023		89,482							458			
1416752	Oklahoma City	OK		03/27/2024		5,584							136			
1078874	Marathon	FL		05/09/2023		192,826							579			
1413848	Norman	OK		03/27/2024		6,190							352			
1412843	Paris	AR		03/27/2024		3,527							179			
1412848	Tulsa	OK		03/27/2024		5,939							293			
1569124	Monroe	NY		06/26/2024		273,707							598			
1569174	Suffolk	VA		06/26/2024		47,598							61			
1337746	Tacoma	WA		02/27/2024		38,152							71			
1307602	Simi Valley	CA		02/08/2024		185,399							355			
1337752	Harrison	NJ		02/27/2024		70,191							162			
1437417	Longwood	FL		04/10/2024		73,363							154			
1074103	Corona	NY		03/28/2023		72,420							111			
1356069	Woodland Hills	CA		03/08/2024		109,284							226			
1333433	Paterson	NJ		02/26/2024		44,638							68			
1414693	Carthage	MO		03/27/2024		14,544							516			
1414752	Fayetteville	AR		03/27/2024		9,134							293			
1549305	Gulf Shores	AL		06/13/2024		54,310							73			
1418711	Aurora	IL		03/28/2024		14,779							29			
1091699	Houston	TX		07/25/2023		10,925							27			
1297561	Milledgeville	GA		01/30/2024		58,442							108			
1413271	Bernice	OK		03/27/2024		8,192							615			
1074448	Punta Gorda	FL		03/29/2023		35,772							77			
1512072	Nyack	NY		05/23/2024		187,015							377			
1078872	Huntington Beach	CA		05/09/2023		400,091							3,555			
1234910	New Port Richey	FL		12/14/2023		516,344							138,088			
1491413	Keystone Heights	FL		05/10/2024		33,975							78			
1290992	Miami	FL		01/25/2024		69,849							147			
1297219	Edinburg	TX		01/30/2024		103,428							778			
1356063	Edgewater	FL		03/08/2024		61,770							3,703			
1250297	Murphy	NC		12/28/2023		122,542							209			
1414678	Webb City	MO		03/27/2024		7,211							297			
1414736	Conway	AR		03/27/2024		9,362							277			
1565375	Garland	TX		06/25/2024		46,675							57			
1135293	Winchester	CA		10/27/2023		11,568							31			
1555781	Aurora	IL		06/18/2024		43,773							97			
1091706	Philadelphia	PA		07/25/2023		33,827							55			
1074446	Old Tappan	NJ		03/29/2023		95,577							225			
1512064	San Leandro	CA		05/23/2024		95,258							199			
1126381	Lebanon	TN		10/20/2023		23,127							54			
1076082	Nashville	TN		04/27/2023		43,405							109			
1355822	Santa Maria	CA		03/08/2024		65,226							6,666			
1437429	Auburndale	FL		04/10/2024		55,438							4,430			
1349023	Germentown	TN		03/06/2024		169,299							366			
1413557	Eureka Springs	AR		03/27/2024		1,332							117			
1093341	Fairfield	CT		08/09/2023		92,030							209			
1565426	Oregon	IL		06/25/2024		30,566							33			

STATEMENT AS OF SEPTEMBER 30, 2024 OF THE First Allmerica Financial Life Insurance Company

**SCHEDULE B - PART 3**

Showing All Mortgage Loans DISPOSED, Transferred or Repaid During the Current Quarter

1 Loan Number	2 Location		4 Loan Type	5 Date Acquired	6 Disposal Date	7 Book Value/ Recorded Investment Excluding Accrued Interest Prior Year	8 Change in Book Value/Recorded Investment					14 Book Value/ Recorded Investment Excluding Accrued Interest on Disposal	15 Consid- eration	16 Foreign Exchange Gain (Loss) on Disposal	17 Realized Gain (Loss) on Disposal	18 Total Gain (Loss) on Disposal
	2 City	3 State					8 Unrealized Valuation Increase/ (Decrease)	9 Current Year's (Amortization) /Accretion	10 Current Year's Other- Than- Temporary Impairment Recognized	11 Capitalized Deferred Interest and Other	12 Total Change in Book Value (8+9-10+11)					
1437308	Kingston	TN		04/10/2024		45,550								95		
1356101	Aventura	FL		03/08/2024		27,415								41		
1390790	Stockton	CA		03/26/2024		57,094								124		
1055932	Baltimore	MD		08/26/2022		4,979								20		
1416675	Bella Vista	AR		03/27/2024		30,374								438		
1337817	Cleveland	OH		02/27/2024		13,527								27		
1337747	Eustis	FL		02/27/2024		21,540								40		
1413737	Edmond	OK		03/27/2024		20,240							1,136			
1337961	Las Vegas	NV		02/27/2024		22,053								46		
1413122	Fayetteville	AR		03/27/2024		16,871							1,433			
1413161	Miami	OK		03/27/2024		7,766							635			
1414661	Hot Springs	AR		03/27/2024		5,161							183			
1418757	New Britain	CT		03/28/2024		14,414							25			
1135260	Fort Worth	TX		10/27/2023		6,744							155			
1056138	Cincinnati	OH		08/26/2022		5,206							20			
1232927	Brooklyn	NY		12/13/2023		611,361							1,336			
1210002	Prescott	AZ		11/29/2023		198,010							354			
1339820	New Port Richey	FL		02/28/2024		115,016							241			
1355875	Elkhart	IN		03/08/2024		13,341							18			
1250317	Auburn	IA		12/28/2023		153,282							362			
1078897	Scottsdale	AZ		05/09/2023		254,686							844			
1135316	Port Wentworth	GA		10/27/2023		4,078							9			
1416939	Lowell	AR		03/27/2024		37,617							817			
1417076	Fort Smith	AR		03/27/2024		5,432							215			
1413930	Springdale	AR		03/27/2024		7,062							376			
1292856	Loxahatchee	FL		01/26/2024		370,535							695			
1413946	Stillwell	OK		03/27/2024		3,400							199			
1491034	Pooler	GA		05/10/2024		39,767							111			
1437247	Lauderhill	FL		04/10/2024		26,070							58			
1437248	Poughkeepsie	NY		04/10/2024		28,358							126			
1290202	Glenview	IL		01/25/2024		122,498							155			
1088808	Ventura	CA		06/28/2023		406,883							660			
1088820	Sevierville	TN		06/28/2023		118,255							276			
1413379	Choctaw	OK		03/27/2024		14,170							979			
1413369	Paris	AR		03/27/2024		7,198							550			
1569254	Midlothian	VA		06/26/2024		56,336							82			
1569299	Bloomington	CA		06/26/2024		109,059							217			
1413992	Joplin	MO		03/27/2024		1,702							124			
1234855	Belleveue	IA		12/14/2023		507,218							1,794			
1056160	Beloit	WI		08/26/2022		4,320							10			
1437289	San Antonio	TX		04/10/2024		22,881							52			
1414842	Moore	OK		03/27/2024		10,751							296			
1418719	Philadelphia	PA		03/28/2024		16,785							35			
1569231	Fredericksburg	VA		06/26/2024		76,085							165			
1091606	Middletown	DE		07/25/2023		61,810							144			
1569312	Lansing	IL		06/26/2024		10,223							10			
1056004	Green Bay	WI		08/26/2022		3,673							10			
1413017	Overland Park	KS		03/27/2024		2,712							278			
1569385	Solon	OH		06/26/2024		51,271							52			
1417010	Conway	AR		03/27/2024		13,280							286			
1549205	Saint Louis	MO		06/13/2024		26,004							47			

E02.123

STATEMENT AS OF SEPTEMBER 30, 2024 OF THE First Allmerica Financial Life Insurance Company

**SCHEDULE B - PART 3**

Showing All Mortgage Loans DISPOSED, Transferred or Repaid During the Current Quarter

1 Loan Number	2 Location		4 Loan Type	5 Date Acquired	6 Disposal Date	7 Book Value/ Recorded Investment Excluding Accrued Interest Prior Year	8 Change in Book Value/Recorded Investment					14 Book Value/ Recorded Investment Excluding Accrued Interest on Disposal	15 Consid- eration	16 Foreign Exchange Gain (Loss) on Disposal	17 Realized Gain (Loss) on Disposal	18 Total Gain (Loss) on Disposal
	2 City	3 State					8 Unrealized Valuation Increase/ (Decrease)	9 Current Year's (Amortization) /Accretion	10 Current Year's Other- Than- Temporary Impairment Recognized	11 Capitalized Deferred Interest and Other	12 Total Change in Book Value (8+9-10+11)					
1413979	Fort Smith	AR		03/27/2024		4,844							273			
1414932	Van Buren	AR		03/27/2024		5,444							151			
1414938	Garfield	AR		03/27/2024		16,643							556			
1056195	Aurora	IL		08/26/2022		6,747							21			
1416162	West Plains	MO		03/27/2024		16,081							352			
1390711	Lodi	NJ		03/26/2024		55,683							95			
1390745	Fountain Valley	CA		03/26/2024		52,818							76			
1338019	St. Louis	MO		02/27/2024		16,379							33			
1414099	Farmington	AR		03/27/2024		3,956							156			
1234868	Boca Raton	FL		12/14/2023		734,677							2,942			
1113097	Toms River	NJ		10/13/2023		9,557							22			
1113133	Columbus	OH		10/13/2023		4,538							11			
1087363	Savannah	GA		06/21/2023		106,211							249			
1086674	Venice	FL		06/08/2023		213,605							579			
1113112	Lebanon	NH		10/13/2023		3,606							9			
1418976	Scottsdale	AZ		03/28/2024		165,580							445			
1234873	Ponte Vedra	FL		12/14/2023		556,650							82,943			
1116905	Boca Raton	FL		10/13/2023		34,312							74			
1297425	Detroit	MI		01/30/2024		77,098							124			
1090773	Fort Myers	FL		07/12/2023		44,859							136			
1188870	Rancho Cucamonga	CA		11/21/2023		112,065							221			
1418953	Esteros	FL		03/28/2024		26,206							239			
1338021	Paterson	NJ		02/27/2024		43,218							76			
1338024	Tallahassee	FL		02/27/2024		22,260							46			
1338004	Trenton	NJ		02/27/2024		15,534							29			
1074105	Leonia	NJ		03/28/2023		47,086							97			
1437370	Pomona	NY		04/10/2024		126,353							287			
1437371	East Hanover	NJ		04/10/2024		86,785							165			
1088648	San Francisco	CA		06/28/2023		232,821							755			
1088660	Loomis	CA		06/28/2023		75,932							181			
1349114	Simpsonville	SC		03/06/2024		126,471							556			
1210020	Salinas	CA		11/29/2023		79,057							163			
1417205	Duncan	OK		03/27/2024		13,529							273			
1417670	Claremore	OK		03/27/2024		22,593							593			
1437274	Harrisburg	PA		04/10/2024		12,526							23			
1091667	Columbus	OH		07/25/2023		16,241							69			
1091630	Saint Louis	MO		07/25/2023		16,996							27			
1565437	Bell Gardens	CA		06/25/2024		275,099							392			
1055924	Universal City	TX		08/26/2022		3,989							21			
1055934	Phoenix	AZ		08/26/2022		7,145							25			
1088643	Davie	FL		06/28/2023		129,101							226			
1565459	Lake Worth	FL		06/25/2024		86,901							117			
1094948	Tampa	FL		09/07/2023		23,509							60			
1413797	Blue Eye	MO		03/27/2024		12,831							839			
1413828	Vinita	OK		03/27/2024		2,310							136			
1416140	Bella Vista	AR		03/27/2024		10,137							277			
1501466	Cleveland	OH		05/28/2024		22,465							33			
1565365	Portland	OR		06/25/2024		42,905							60			
1090815	Philadelphia	PA		07/12/2023		30,730							52			
1090766	Doral	FL		07/12/2023		192,562							481			
1093316	Brooklyn	NY		08/09/2023		644,407							1,246			

E02.124

STATEMENT AS OF SEPTEMBER 30, 2024 OF THE First Allmerica Financial Life Insurance Company

**SCHEDULE B - PART 3**

Showing All Mortgage Loans DISPOSED, Transferred or Repaid During the Current Quarter

1 Loan Number	2 Location		4 Loan Type	5 Date Acquired	6 Disposal Date	7 Book Value/ Recorded Investment Excluding Accrued Interest Prior Year	8 Change in Book Value/Recorded Investment					14 Book Value/ Recorded Investment Excluding Accrued Interest on Disposal	15 Consid- eration	16 Foreign Exchange Gain (Loss) on Disposal	17 Realized Gain (Loss) on Disposal	18 Total Gain (Loss) on Disposal
	2 City	3 State					8 Unrealized Valuation Increase/ (Decrease)	9 Current Year's (Amortization) /Accretion	10 Current Year's Other- Than- Temporary Impairment Recognized	11 Capitalized Deferred Interest and Other	12 Total Change in Book Value (8+9-10+11)					
1094026	Palmetto Bay	FL		08/17/2023		431,288							1,058			
1135403	Lauderhill	FL		10/27/2023		6,593							63			
1250446	Suwanee	GA		12/28/2023		287,241							755			
1292888	Fernandina Beach	FL		01/26/2024		67,029							150			
1292890	Fresno	CA		01/26/2024		224,878							420			
1055933	Allentown	PA		08/26/2022		6,875							25			
1093255	Baton Rouge	LA		08/09/2023		16,088							32			
1085868	Houston	TX		05/25/2023		26,275							57			
1135362	Mesquite	TX		10/27/2023		8,751							20			
1416343	Russellville	AR		03/27/2024		15,029							342			
1400687	Newark	NJ		03/26/2024		55,295							100			
1272142	Ladson	SC		01/09/2024		117,597							1,327			
1094780	Arlington	TX		09/07/2023		18,840							46			
1413465	Norman	OK		03/27/2024		3,576							266			
1055889	Trenton	NJ		08/26/2022		5,012							16			
1569411	Pikesville	MD		06/26/2024		35,909							85			
1086586	Coral Springs	FL		06/08/2023		133,898							369			
1329183	Providence	RI		02/23/2024		48,105							61			
1074603	Annapolis	MD		03/29/2023		68,467							232			
1069556	Merced	CA		02/24/2023		57,668							96			
1501559	Detroit	MI		05/28/2024		44,069							89			
1088614	Wintergreen Resort	VA		06/28/2023		87,889							214			
1337857	Kemp	TX		02/27/2024		13,060							26			
1337881	Sacramento	CA		02/27/2024		38,284							74			
1414107	Watts	OK		03/27/2024		4,490							228			
1068686	Tampa	FL		04/18/2023		27,477							102			
1418988	Dillon	CO		03/28/2024		78,329							130			
1417651	Vilonia	AR		03/27/2024		16,399							334			
1417667	Owasso	OK		03/27/2024		22,429							457			
1415587	King City	MO		03/27/2024		15,482							360			
1565435	El Paso	TX		06/25/2024		24,120							53			
1093997	Wayland	MI		08/17/2023		95,486							145			
1349143	Mundelein	IL		03/06/2024		123,612							188			
1400815	Oakland	CA		03/26/2024		44,035							86			
1413127	Muldrow	OK		03/27/2024		2,916							182			
1413791	Owasso	OK		03/27/2024		46,764							2,430			
1416073	Miami	OK		03/27/2024		11,078							230			
1416057	Ramona	OK		03/27/2024		10,845							419			
1416099	Olathe	KS		03/27/2024		19,052							423			
1501464	Milledgeville	GA		05/28/2024		35,380							68			
1414888	Western Grove	AR		03/27/2024		11,049							329			
1090821	Seminole	FL		07/12/2023		34,589							82			
1329196	Denver	CO		02/23/2024		39,050							64			
1094014	Chatsworth	CA		08/17/2023		118,214							773			
1415303	Greenwood	AR		03/27/2024		7,704							413			
1415273	Miami	OK		03/27/2024		7,195							166			
1224044	Denver	CO		12/07/2023		418,877							1,156			
1413178	Alma	AR		03/27/2024		3,679							316			
1416502	Jacksonville	AR		03/27/2024		10,777							743			
1416430	Lowell	AR		03/27/2024		11,817							1,505			
1056067	Fort Worth	TX		08/26/2022		10,273							34			

E02.125

STATEMENT AS OF SEPTEMBER 30, 2024 OF THE First Allmerica Financial Life Insurance Company

**SCHEDULE B - PART 3**

Showing All Mortgage Loans DISPOSED, Transferred or Repaid During the Current Quarter

1 Loan Number	2 Location		4 Loan Type	5 Date Acquired	6 Disposal Date	7 Book Value/ Recorded Investment Excluding Accrued Interest Prior Year	8 Change in Book Value/Recorded Investment					14 Book Value/ Recorded Investment Excluding Accrued Interest on Disposal	15 Consid- eration	16 Foreign Exchange Gain (Loss) on Disposal	17 Realized Gain (Loss) on Disposal	18 Total Gain (Loss) on Disposal
	2 City	3 State					8 Unrealized Valuation Increase/ (Decrease)	9 Current Year's (Amortization) /Accretion	10 Current Year's Other- Than- Temporary Impairment Recognized	11 Capitalized Deferred Interest and Other	12 Total Change in Book Value (8+9-10+11)					
1383635	Carson City	NV		03/21/2024		21,412										29
1413719	Yellville	AR		03/27/2024		2,878										168
1086594	Dillon	CO		06/08/2023		122,180										317
1056186	Albuquerque	NM		08/26/2022		5,746										23
1074108	Carlsbad	CA		03/28/2023		66,692										148
1437363	Walnut	CA		04/10/2024		95,416										214
1241766	Hilton Head Island	SC		12/21/2023		147,203										306
1061574	Detroit	MI		10/26/2022		22,770										61
1224022	Brookline	MA		12/07/2023		641,113										6,592
1498587	Schenectady	NY		05/16/2024		18,745										33
1414144	Fort Smith	AR		03/27/2024		2,825										514
1414227	Neosho	MO		03/27/2024		10,383										466
1116910	Fort Lauderdale	FL		10/13/2023		14,482										39
1437346	Orange	CA		04/10/2024		104,588										214
1113154	Tavernier	FL		10/13/2023		18,645										45
1205310	Williamstown	NJ		11/28/2023		147,498										295
1224028	Sammanish	IA		12/07/2023		279,552										5,689
1498642	San Antonio	TX		05/16/2024		14,905										29
1437250	Miami Beach	FL		04/10/2024		65,713										139
1074104	Baton Rouge	LA		03/28/2023		11,640										22
1055927	Baltimore	MD		08/26/2022		11,455										37
1437377	Queens Village	NY		04/10/2024		60,448										125
1337945	Tampa	FL		02/27/2024		24,863										50
1135281	Garden Grove	CA		10/27/2023		13,933										308
1349147	Scottsdale	AZ		03/06/2024		91,391										108
1250329	Rock Hill	SC		12/28/2023		33,515										64
1077379	Daytona Beach	FL		05/03/2023		154,850										376
1094803	D'iberville	MS		09/07/2023		10,635										20
1413432	Sherwood	AR		03/27/2024		2,541										463
1250472	Houston	TX		12/28/2023		39,286										70
1569587	Miramar	FL		06/26/2024		81,332										124
1417301	Poteau	OK		03/27/2024		31,974										646
1297317	Atlantic City	NJ		01/30/2024		38,520										66
1512120	New York	NY		05/23/2024		54,222										121
1091724	Borrego Springs	CA		07/25/2023		67,270										181
1437340	Gainesville	FL		04/10/2024		21,919										63
1333512	Boca Raton	FL		02/26/2024		23,215										49
1569344	Kingman	AZ		06/26/2024		20,504										32
1501565	Matthews	NC		05/28/2024		62,020										143
1549266	Croydon	PA		06/13/2024		71,364										187
1292792	Orange Cove	CA		01/26/2024		38,918										83
1135306	Fort Lauderdale	FL		10/27/2023		13,871										29
1135330	Mesquite	TX		10/27/2023		5,834										14
1337816	Oswego	NY		02/27/2024		14,334										28
1232942	North Port	FL		12/13/2023		107,534										156
1415531	Yellville	AR		03/27/2024		20,531										461
1414923	Austin	AR		03/27/2024		9,593										421
1437374	Ossining	NY		04/10/2024		62,768										139
1415639	Rogers	AR		03/27/2024		19,921										586
1292808	Rahway	NJ		01/26/2024		142,701										289
1292835	St Petersburg	FL		01/26/2024		126,151										231

E02.126

STATEMENT AS OF SEPTEMBER 30, 2024 OF THE First Allmerica Financial Life Insurance Company

**SCHEDULE B - PART 3**

Showing All Mortgage Loans DISPOSED, Transferred or Repaid During the Current Quarter

1 Loan Number	2 Location		4 Loan Type	5 Date Acquired	6 Disposal Date	7 Book Value/ Recorded Investment Excluding Accrued Interest Prior Year	8 Change in Book Value/Recorded Investment					14 Book Value/ Recorded Investment Excluding Accrued Interest on Disposal	15 Consid- eration	16 Foreign Exchange Gain (Loss) on Disposal	17 Realized Gain (Loss) on Disposal	18 Total Gain (Loss) on Disposal
	2 City	3 State					8 Unrealized Valuation Increase/ (Decrease)	9 Current Year's (Amortization) /Accretion	10 Current Year's Other- Than- Temporary Impairment Recognized	11 Capitalized Deferred Interest and Other	12 Total Change in Book Value (8+9-10+11)					
1569226	Surfside Beach	SC		06/26/2024		56,312								82		
1416413	Bentonville	AR		03/27/2024		18,014								1,208		
1416254	Grove	OK		03/27/2024		13,415								289		
1569068	Baltimore	MD		06/26/2024		26,014								35		
1307589	San Mateo	CA		02/08/2024		467,060								1,054		
1501460	Brighton	CO		05/28/2024		126,295								278		
1339858	Berkeley	CA		02/28/2024		484,837								1,137		
1413360	Rogers	AR		03/27/2024		5,334								716		
1329311	Danbury	CT		02/23/2024		35,712								80		
1331668	Riverside	CA		02/26/2024		71,649								168		
1413495	Grove	OK		03/27/2024		7,422								523		
1413517	Wilburton	OK		03/27/2024		5,423								362		
1415177	Clarksville	AR		03/27/2024		11,380								343		
1417014	Galena	MO		03/27/2024		12,253								285		
1417181	Del City	OK		03/27/2024		7,443								175		
1292898	Windermere	FL		01/26/2024		172,499								358		
1056000	Indianapolis	IN		08/26/2022		3,584								12		
1355785	Asheville	NC		03/08/2024		24,010								50		
1413077	Tulsa	OK		03/27/2024		2,680								245		
1088690	Miami	FL		06/28/2023		133,706								173		
1290353	Philadelphia	PA		01/25/2024		50,894								98		
1290339	Strafford	NH		01/25/2024		370,980								964		
1413968	Alexander	AR		03/27/2024		12,928								566		
1417121	Fort Smith	AR		03/27/2024		74,183								2,385		
1437361	Sarasota	FL		04/10/2024		33,458								63		
1093306	Mabank	TX		08/09/2023		37,888								83		
1501458	Santa Maria	CA		05/28/2024		122,112								284		
1234866	Henderson	NV		12/14/2023		788,972								2,137		
1413665	Okmulgee	OK		03/27/2024		2,521								218		
1415042	Shawnee	KS		03/27/2024		11,342								447		
1415054	Mountain Home	AR		03/27/2024		8,247								238		
1415093	Westville	OK		03/27/2024		5,550								210		
1415188	Fort Smith	AR		03/27/2024		8,013								173		
1068605	Thomaston	GA		01/26/2023		10,881								17		
1116842	Nashville	TN		10/13/2023		12,366								28		
1307561	Palm Coast	FL		02/08/2024		100,317								299		
1383680	Lehigh Acres	FL		03/21/2024		34,355								65		
1418882	Plano	TX		03/28/2024		28,853								124		
1416930	Tulsa	OK		03/27/2024		26,526								456		
1413867	Edmond	OK		03/27/2024		14,176								895		
1199522	Seattle	WA		11/21/2023		336,062								713		
1093357	Carrollton	TX		08/09/2023		100,861								288		
1437464	Miami	FL		04/10/2024		108,259								264		
1307604	Mussey	MI		02/08/2024		45,779								1,681		
1569368	Port Saint Lucie	FL		06/26/2024		60,684								99		
1413209	Shell Knob	MO		03/27/2024		2,474								298		
1569405	Annandale	VA		06/26/2024		41,016								62		
1339873	Warren	OR		02/28/2024		356,770								813		
1416816	Centerton	AR		03/27/2024		17,442								376		
1416788	Broken Arrow	OK		03/27/2024		7,722								218		
1331694	Roslyn Heights	NY		02/26/2024		90,587								189		

E02.127



STATEMENT AS OF SEPTEMBER 30, 2024 OF THE First Allmerica Financial Life Insurance Company

**SCHEDULE B - PART 3**

Showing All Mortgage Loans DISPOSED, Transferred or Repaid During the Current Quarter

1 Loan Number	2 Location		4 Loan Type	5 Date Acquired	6 Disposal Date	7 Book Value/ Recorded Investment Excluding Accrued Interest Prior Year	8 Change in Book Value/Recorded Investment					14 Book Value/ Recorded Investment Excluding Accrued Interest on Disposal	15 Consid- eration	16 Foreign Exchange Gain (Loss) on Disposal	17 Realized Gain (Loss) on Disposal	18 Total Gain (Loss) on Disposal	
	2 City	3 State					8 Unrealized Valuation Increase/ (Decrease)	9 Current Year's (Amortization) /Accretion	10 Current Year's Other- Than- Temporary Impairment Recognized	11 Capitalized Deferred Interest and Other	12 Total Change in Book Value (8+9-10+11)						13 Total Foreign Exchange Change in Book Value
1418893	Hollywood	FL		03/28/2024		32,770											75
1414061	Houston	AR		03/27/2024		5,236											389
1412833	Tulsa	OK		03/27/2024		4,876											231
1067215	Vacaville	CA		12/22/2022		41,372											66
1095327	Irvine	CA		09/18/2023		355,085											747
1076167	Southwest Ranches	FL		04/27/2023		158,889											293
1400803	Dundee	OR		03/26/2024		22,683											95
1437204	Far Rockaway	NY		04/10/2024		102,706											221
1569316	Cleveland	OH		06/26/2024		11,152											11
1569324	Port Orchard	WA		06/26/2024		50,194											79
1094238	Davie	FL		08/28/2023		61,260											160
1068681	Honolulu	HI		04/18/2023		40,514											438
1096617	Albany	NY		09/27/2023		22,332											35
1250233	Paterson	NJ		12/28/2023		122,158											175
1076648	Henderson	NV		04/21/2023		53,506											109
1093955	Los Angeles	CA		08/17/2023		517,040											939
1400732	Springfield	OR		03/26/2024		27,964											56
1088833	Ocala	FL		06/28/2023		64,795											170
1416055	Tahlequah	OK		03/27/2024		35,281											788
1416170	Berryville	AR		03/27/2024		14,450											328
1055916	Spring Hill	TN		08/26/2022		14,222											58
1094252	Rehoboth Beach	DE		08/28/2023		165,375											303
1205271	Miami	FL		11/28/2023		35,989											64
1414940	Pottsville	AR		03/27/2024		10,401											265
1356079	Palatine	IL		03/08/2024		28,265											58
1413868	Spiro	OK		03/27/2024		1,830											148
1078895	Conowingo	MD		05/09/2023		83,808											240
1094044	Sicklerville	NJ		08/21/2023		80,252											207
1199535	El Cajon	CA		11/21/2023		194,114											83
1355781	Raleigh	NC		03/08/2024		22,384											51
1349109	Los Angeles	CA		03/06/2024		221,794											430
1416803	Midway	AR		03/27/2024		9,866											215
1055918	Kansas City	KS		08/26/2022		4,399											16
1417086	Olathe	KS		03/27/2024		38,107											821
1417180	Bartlesville	OK		03/27/2024		13,426											271
1307593	Newark	NJ		02/08/2024		93,909											173
1088670	Huntington Beach	CA		06/28/2023		613,376											1,131
1088667	Charleston	SC		06/28/2023		741,672											1,550
1068598	Jackson	TN		01/26/2023		9,404											14
1068582	Panama City	FL		01/26/2023		14,664											23
1418908	Anaheim	CA		03/28/2024		55,397											113
1113109	Nashville	TN		10/13/2023		4,199											10
1085962	Boulder	CO		05/25/2023		67,381											676
1491190	Upland	PA		05/10/2024		19,452											37
1565442	San Antonio	TX		06/25/2024		31,540											38
1414809	Tulsa	OK		03/27/2024		41,449											1,379
1355819	Brooklyn	NY		03/08/2024		156,225											315
1086647	Hobe Sound	FL		06/08/2023		106,789											264
1250321	Castleton-on-hudson	NY		12/28/2023		28,526											55
1297427	Palmyra	PA		01/30/2024		48,560											114
1292899	Pomona	CA		01/26/2024		211,410											447

E02.128

STATEMENT AS OF SEPTEMBER 30, 2024 OF THE First Allmerica Financial Life Insurance Company

**SCHEDULE B - PART 3**

Showing All Mortgage Loans DISPOSED, Transferred or Repaid During the Current Quarter

1 Loan Number	2 Location		4 Loan Type	5 Date Acquired	6 Disposal Date	7 Book Value/ Recorded Investment Excluding Accrued Interest Prior Year	8 Change in Book Value/Recorded Investment					14 Book Value/ Recorded Investment Excluding Accrued Interest on Disposal	15 Consid- eration	16 Foreign Exchange Gain (Loss) on Disposal	17 Realized Gain (Loss) on Disposal	18 Total Gain (Loss) on Disposal
	2 City	3 State					8 Unrealized Valuation Increase/ (Decrease)	9 Current Year's (Amortization) /Accretion	10 Current Year's Other- Than- Temporary Impairment Recognized	11 Capitalized Deferred Interest and Other	12 Total Change in Book Value (8+9-10+11)					
1412850	Fort Smith	AR		03/27/2024		4,115							2,028			
1569087	Yuma	AZ		06/26/2024		39,061							39			
1569103	Shreveport	LA		06/26/2024		30,611							31			
1413091	Sherwood	AR		03/27/2024		10,163							938			
1135384	York	PA		10/27/2023		2,919							6			
1417276	Eufaula	OK		03/27/2024		15,203							319			
1417378	Tulsa	OK		03/27/2024		61,048							1,272			
1416541	Fayetteville	AR		03/27/2024		8,612							182			
1416606	Farmington	AR		03/27/2024		5,639							579			
1297449	Fort Myers	FL		01/30/2024		59,140							94			
1292854	Pinckney	MI		01/26/2024		117,274							241			
1437268	Lexington Park	MD		04/10/2024		21,907							40			
1491440	Kissimmee	FL		05/10/2024		29,664							66			
1437406	Saint Augustine	FL		04/10/2024		53,875							119			
1292766	Baltimore	MD		01/26/2024		80,143							103			
1069517	Knights Landing	CA		02/24/2023		59,411							191			
1339801	Pine	AZ		02/28/2024		149,693							317			
1400744	Watkinsville	GA		03/26/2024		58,358							102			
1549316	Orlando	FL		06/13/2024		40,099							82			
1555773	Bronx	NY		06/18/2024		221,256							413			
1413357	Tulsa	OK		03/27/2024		11,210							797			
1078862	Novato	CA		05/09/2023		140,174							431			
1356029	Folsom	PA		03/08/2024		51,821							139			
1416609	Bentonville	AR		03/27/2024		20,784							1,030			
1416668	Hot Springs	AR		03/27/2024		14,647							321			
1512163	Dayton	TX		05/23/2024		73,435							161			
1413615	West Fork	AR		03/27/2024		3,346							239			
1414666	Fort Smith	AR		03/27/2024		9,799							293			
1250506	Fresh Meadows	NY		12/28/2023		177,922							320			
1297555	Milledgeville	GA		01/30/2024		58,442							108			
1297565	Miami	FL		01/30/2024		128,553							251			
1077385	Compton	CA		05/03/2023		114,439							261			
1415161	Little Rock	AR		03/27/2024		12,221							312			
1415169	Flippin	AR		03/27/2024		3,201							182			
1250471	Woodland Hills	CA		12/28/2023		111,664							203			
1491427	Garland	TX		05/10/2024		39,653							85			
1290961	Philadelphia	PA		01/25/2024		84,758							106			
1356048	Grove City	OH		03/08/2024		57,037							104			
1418787	Myrtle Beach	SC		03/28/2024		32,643							71			
1418786	Philadelphia	PA		03/28/2024		25,722							59			
1331714	Oregon City	OR		02/26/2024		82,808							194			
1413163	Russellville	AR		03/27/2024		6,217							496			
1413179	Bentonville	AR		03/27/2024		9,504							826			
1498578	Newport News	VA		05/16/2024		28,071							65			
1077434	Alpena	MI		05/03/2023		63,786							143			
1077435	Delaware	OH		05/03/2023		59,233							158			
1418827	Conroe	TX		03/28/2024		18,570							44			
1498671	Miramar	FL		05/16/2024		48,005							25			
1088693	Ashland	OR		06/28/2023		56,182							178			
1056156	Philadelphia	PA		08/26/2022		7,168							24			
1416929	Elkins	AR		03/27/2024		13,936							589			

E02.129

STATEMENT AS OF SEPTEMBER 30, 2024 OF THE First Allmerica Financial Life Insurance Company

**SCHEDULE B - PART 3**

Showing All Mortgage Loans DISPOSED, Transferred or Repaid During the Current Quarter

1 Loan Number	2 Location		4 Loan Type	5 Date Acquired	6 Disposal Date	7 Book Value/ Recorded Investment Excluding Accrued Interest Prior Year	8 Change in Book Value/Recorded Investment					14 Book Value/ Recorded Investment Excluding Accrued Interest on Disposal	15 Consid- eration	16 Foreign Exchange Gain (Loss) on Disposal	17 Realized Gain (Loss) on Disposal	18 Total Gain (Loss) on Disposal
	2 City	3 State					8 Unrealized Valuation Increase/ (Decrease)	9 Current Year's (Amortization) /Accretion	10 Current Year's Other- Than- Temporary Impairment Recognized	11 Capitalized Deferred Interest and Other	12 Total Change in Book Value (8+9-10+11)					
1417050	Barling	AR		03/27/2024		9,921								1,482		
1080401	Layton	UT		05/15/2023		55,725								181		
1418839	Waco	TX		03/28/2024		19,115								44		
1412872	Mulberry	AR		03/27/2024		3,453								260		
1412972	Branson	MO		03/27/2024		3,133								464		
1413503	Rogers	AR		03/27/2024		2,721								245		
1250336	San Bernardino	CA		12/28/2023		110,512								167		
1290210	Wesley Chapel	FL		01/25/2024		174,012								313		
1414936	Midwest City	OK		03/27/2024		27,441								1,014		
1290278	Oceanside	CA		01/25/2024		302,322								606		
1348833	Killeen	TX		03/06/2024		110,841								218		
1417596	Little Rock	AR		03/27/2024		14,839								283		
1418774	Canton	OH		03/28/2024		35,162								55		
1355921	Fort Pierce	FL		03/08/2024		15,712								28		
1113205	North Hollywood Area, Los Angeles	CA		10/13/2023		24,141								50		
1417327	Paris	AR		03/27/2024		5,630								115		
1417241	Bentonville	AR		03/27/2024		11,439								2,626		
1413291	Ochelata	OK		03/27/2024		9,985								807		
1498560	Orlando	FL		05/16/2024		29,502								64		
1074136	Omaha	NE		03/28/2023		143,296								174		
1437206	Staten Island	NY		04/10/2024		68,372								146		
1272067	Stockton	CA		01/09/2024		199,831								365		
1094753	Torrington	CT		09/07/2023		18,009								41		
1498744	New Port Richey	FL		05/16/2024		29,584								55		
1390680	Trenton	NJ		03/26/2024		22,155								48		
1076185	Glenpool	OK		04/27/2023		55,476								248		
1093197	Mabank	TX		08/09/2023		37,613								86		
1416801	Claremore	OK		03/27/2024		19,911								439		
1416812	Paola	KS		03/27/2024		43,453								925		
1417303	Morrow	AR		03/27/2024		12,375								237		
1437176	Foley	AL		04/10/2024		24,474								53		
1074431	Atlanta	GA		03/29/2023		24,400								51		
1417525	Bentonville	AR		03/27/2024		13,638								293		
1549166	Saint Louis	MO		06/13/2024		13,250								26		
1416287	Poteau	OK		03/27/2024		17,730								387		
1416250	Jonesboro	AR		03/27/2024		11,087								345		
1061541	Spokane Valley	WA		10/26/2022		62,781								187		
1437278	Norcross	GA		04/10/2024		24,914								52		
1094805	Dallas	TX		09/07/2023		12,774								23		
1085960	Park City	UT		05/25/2023		48,506								250		
1383622	Holiday	FL		03/21/2024		98,651								184		
1418823	Philadelphia	PA		03/28/2024		18,933								30		
1292909	Panama City Beach	FL		01/26/2024		86,121								166		
1090797	Freedom	PA		07/12/2023		13,864								33		
1090786	Florence	AZ		07/12/2023		48,874								117		
1329225	Houston	TX		02/23/2024		25,143								53		
1437399	Lodi	NJ		04/10/2024		24,126								2,695		
1437443	Big Bear Lake	CA		04/10/2024		26,284								6,471		
1094019	Elberta	AL		08/17/2023		143,675								293		
1414115	Miami	OK		03/27/2024		5,615								250		
1234863	Kirkland	WA		12/14/2023		631,519								1,592		

E02.130

STATEMENT AS OF SEPTEMBER 30, 2024 OF THE First Allmerica Financial Life Insurance Company

**SCHEDULE B - PART 3**

Showing All Mortgage Loans DISPOSED, Transferred or Repaid During the Current Quarter

1 Loan Number	2 Location		4 Loan Type	5 Date Acquired	6 Disposal Date	7 Book Value/ Recorded Investment Excluding Accrued Interest Prior Year	8 Change in Book Value/Recorded Investment					14 Book Value/ Recorded Investment Excluding Accrued Interest on Disposal	15 Consid- eration	16 Foreign Exchange Gain (Loss) on Disposal	17 Realized Gain (Loss) on Disposal	18 Total Gain (Loss) on Disposal
	2 City	3 State					8 Unrealized Valuation Increase/ (Decrease)	9 Current Year's (Amortization) /Accretion	10 Current Year's Other- Than- Temporary Impairment Recognized	11 Capitalized Deferred Interest and Other	12 Total Change in Book Value (8+9-10+11)					
1113091	Homestead	FL		10/13/2023		9,101								19		
1097549	Cleveland Heights	OH		09/29/2023		77,820								2,943		
1086763	McAllen	TX		06/08/2023		45,550								128		
1088626	Berkeley	CA		06/28/2023		606,614								1,608		
1088625	Bradenton	FL		06/28/2023		49,207								440		
1337918	Charlotte	NC		02/27/2024		19,904								38		
1337920	Philadelphia	PA		02/27/2024		20,173								41		
1205297	Palmdale	CA		11/28/2023		67,186								113		
1348877	Fort Walton Beach	FL		03/06/2024		54,318								391		
1348865	Herriman	UT		03/06/2024		125,602								208		
1307524	Port Reading	NJ		02/08/2024		149,675								272		
1056076	Greensboro	NC		08/26/2022		8,262								25		
1383620	Huntington Station	NY		03/21/2024		52,170								112		
1338014	Cleveland Heights	OH		02/27/2024		19,927								39		
1417156	Conway	AR		03/27/2024		11,222								250		
1074567	Miami Lakes	FL		03/29/2023		21,126								67		
1414030	Maumelle	AR		03/27/2024		8,568								372		
1086600	Hinesville	GA		06/08/2023		48,034								85		
1418981	Deerfield Beach	FL		03/28/2024		55,969								108		
1415538	Independence	KS		03/27/2024		11,226								273		
1091631	Denton	TX		07/25/2023		22,678								188		
1412886	Neosho	MO		03/27/2024		3,422								234		
1068611	Miami	FL		01/26/2023		23,809								50		
1234869	Homestead	FL		12/14/2023		522,085								1,590		
1290361	Cambria	CA		01/25/2024		285,806								665		
1297455	Greenville	TX		01/30/2024		72,604								4,501		
1093194	Long Beach	CA		08/09/2023		139,804								322		
1113239	Pacifica	CA		10/13/2023		25,763								127		
1418803	Liberty	NY		03/28/2024		13,962								31		
1066493	Austin	TX		11/22/2022		70,911								177		
1066484	Atlanta	GA		11/22/2022		106,506								241		
1250531	Wyckoff	NJ		12/28/2023		264,715								478		
1093224	Garden Grove	CA		08/09/2023		106,602								250		
1491449	Windermere	FL		05/10/2024		173,298								438		
1337990	Bremerton	WA		02/27/2024		29,061								57		
1113201	Austin	TX		10/13/2023		10,494								28		
1093269	White Settlement	TX		08/09/2023		26,567								60		
1416422	McAlester	OK		03/27/2024		8,006								285		
1416466	Joplin	MO		03/27/2024		12,133								258		
1416378	Ashland	MO		03/27/2024		28,706								628		
1416469	Little Rock	AR		03/27/2024		49,748								1,092		
1272126	Santa Rosa	CA		01/09/2024		278,569								567		
1250546	Princeton	TX		12/28/2023		60,572								128		
1250591	Los Angeles	CA		12/28/2023		717,388								1,683		
1415435	Caraway	AR		03/27/2024		3,176								73		
1413490	Shawnee	OK		03/27/2024		5,472								407		
1413287	Broken Arrow	OK		03/27/2024		3,632								1,102		
1413233	Hagarville	AR		03/27/2024		8,831								677		
1135305	Hollywood	FL		10/27/2023		10,106								22		
1297546	Croydon	PA		01/30/2024		57,890								110		
1501524	Elsmere	KY		05/28/2024		26,087								50		

E02.131

STATEMENT AS OF SEPTEMBER 30, 2024 OF THE First Allmerica Financial Life Insurance Company

**SCHEDULE B - PART 3**

Showing All Mortgage Loans DISPOSED, Transferred or Repaid During the Current Quarter

1 Loan Number	2 Location		4 Loan Type	5 Date Acquired	6 Disposal Date	7 Book Value/ Recorded Investment Excluding Accrued Interest Prior Year	8 Change in Book Value/Recorded Investment					14 Book Value/ Recorded Investment Excluding Accrued Interest on Disposal	15 Consid- eration	16 Foreign Exchange Gain (Loss) on Disposal	17 Realized Gain (Loss) on Disposal	18 Total Gain (Loss) on Disposal
	2 City	3 State					8 Unrealized Valuation Increase/ (Decrease)	9 Current Year's (Amortization) /Accretion	10 Current Year's Other- Than- Temporary Impairment Recognized	11 Capitalized Deferred Interest and Other	12 Total Change in Book Value (8+9-10+11)					
1272051	Artesia	CA		01/09/2024		463,120								920		
1093418	Tarpon Springs	FL		08/09/2023		60,853								165		
1329303	Woodbridge	VA		02/23/2024		42,789								56		
1501381	Cincinnati	OH		05/28/2024		28,008								37		
1501419	Kissimmee	FL		05/28/2024		40,284								92		
1086007	McKinney	TX		05/25/2023		14,702								31		
1568034	Kamuela	HI		06/26/2024		273,665								438		
1501497	Houston	TX		05/28/2024		45,019								64		
1329235	Bowie	MD		02/23/2024		35,944								172		
1272113	Pembroke Pines	FL		01/09/2024		226,608								473		
1095363	Lehi	UT		09/18/2023		389,886								961		
1390671	Houston	TX		03/26/2024		61,718								93		
1205316	New Palestine	IN		11/28/2023		69,029								120		
1209730	Pahrump	NV		11/29/2023		74,710								139		
1095336	Steelton	PA		09/18/2023		47,964								104		
1290954	Taylor Mill	KY		01/25/2024		35,240								73		
1290940	South Saint Paul	MN		01/25/2024		59,831								83		
1491388	Murrieta	CA		05/10/2024		78,942								190		
1549190	Davenport	FL		06/13/2024		225,152								575		
1329288	Lumberton	TX		02/23/2024		65,344								174		
1501395	Commerce City	CO		05/28/2024		40,571								98		
1568026	Nashville	TN		06/26/2024		204,450								306		
1567989	Bonita Springs	FL		06/26/2024		162,533								239		
1338126	Indianapolis	IN		02/27/2024		15,321								21		
1491241	Miami	FL		05/10/2024		57,270								120		
1272120	Carlisle	PA		01/09/2024		179,185								940		
1243567	Stockton	CA		12/21/2023		149,858								269		
1565359	Delano	CA		06/25/2024		39,445								45		
1565380	Conroe	TX		06/25/2024		27,311								24		
1095350	West Valley City	UT		09/18/2023		160,529								381		
1080181	Chicago	IL		05/15/2023		12,102								386		
1080195	West Palm Beach	FL		05/15/2023		20,873								48		
1501680	Davie	FL		05/28/2024		178,631							75,404			
1501692	Austin	TX		05/28/2024		81,489								2,791		
1565390	York	PA		06/25/2024		24,626								24		
1415863	Fort Smith	AR		03/27/2024		10,003								2,559		
1415703	Pea Ridge	AR		03/27/2024		9,711								211		
1077406	Converse	TX		05/03/2023		30,921								83		
1297215	Destin	FL		01/30/2024		160,048								235		
1297373	Memphis	TN		01/30/2024		40,373								79		
1297389	Ilion	NY		01/30/2024		39,930								61		
1348883	Miami	FL		03/06/2024		139,444								375		
1233109	Raleigh	NC		12/13/2023		77,732								378		
1418825	Weymouth	MA		03/28/2024		20,533								42		
1418843	Oak Harbor	WA		03/28/2024		26,425								49		
1333482	Daytona Beach	FL		02/26/2024		25,842								55		
1416245	Fayetteville	AR		03/27/2024		74,224							1,586			
1290822	Fort Worth	TX		01/25/2024		68,478								152		
1290828	Baltimore	MD		01/25/2024		47,498								94		
1549202	San Antonio	TX		06/13/2024		31,055								67		
1091648	Long Beach Township	NJ		07/25/2023		50,749								130		

E02.132

STATEMENT AS OF SEPTEMBER 30, 2024 OF THE First Allmerica Financial Life Insurance Company

**SCHEDULE B - PART 3**

Showing All Mortgage Loans DISPOSED, Transferred or Repaid During the Current Quarter

1 Loan Number	2 Location		4 Loan Type	5 Date Acquired	6 Disposal Date	7 Book Value/ Recorded Investment Excluding Accrued Interest Prior Year	8 Change in Book Value/Recorded Investment					14 Book Value/ Recorded Investment Excluding Accrued Interest on Disposal	15 Consid- eration	16 Foreign Exchange Gain (Loss) on Disposal	17 Realized Gain (Loss) on Disposal	18 Total Gain (Loss) on Disposal	
	2 City	3 State					8 Unrealized Valuation Increase/ (Decrease)	9 Current Year's (Amortization) /Accretion	10 Current Year's Other- Than- Temporary Impairment Recognized	11 Capitalized Deferred Interest and Other	12 Total Change in Book Value (8+9-10+11)						13 Total Foreign Exchange Change in Book Value
1297398	Washington	DC		01/30/2024		83,308											173
1491097	Glendale	CA		05/10/2024		167,489											367
1297446	Scranton	PA		01/30/2024		49,069											27
1297490	Independence	MO		01/30/2024		39,662											70
1383648	Destin	FL		03/21/2024		39,402											77
1094942	Richardson	TX		09/07/2023		16,156											49
1116904	Downey	CA		10/13/2023		24,795											251
1297607	Doral	FL		01/30/2024		202,907											316
1209873	San Tan Valley	AZ		11/29/2023		86,585											195
1415862	Broken Arrow	OK		03/27/2024		1,910											818
1415174	Fayetteville	AR		03/27/2024		3,373											1,701
1415204	Hot Springs	AR		03/27/2024		8,808											208
1088681	Carnation	WA		06/28/2023		383,753											846
1297367	Kansas City	MO		01/30/2024		41,089											70
1383781	Munster	IN		03/21/2024		16,967											31
1400714	Egg Harbor Township	NJ		03/26/2024		63,342											2,208
1290857	Dahlonega	GA		01/25/2024		70,702											119
1094239	Franklin	TN		08/28/2023		196,096											433
1390783	Brandywine	MD		03/26/2024		43,833											62
1290363	Corona Area	CA		01/25/2024		205,957											246
1416470	Fayetteville	AR		03/27/2024		23,461											483
1333520	Rock Hill	SC		02/26/2024		34,264											70
1056047	Wilkes Barre	PA		06/26/2022		5,681											9
1348909	Running Springs	CA		03/06/2024		93,397											161
1390734	Lake Saint Louis	MO		03/26/2024		33,833											69
1413938	Russellville	AR		03/27/2024		7,112											393
1498507	Valley	AL		05/16/2024		14,141											22
1093212	Ontario	CA		08/09/2023		117,619											14
1412896	Oklahoma City	OK		03/27/2024		6,746											321
1355797	Hesperia	CA		03/08/2024		28,420											56
1355947	Chattanooga	TN		03/08/2024		153,769											326
1250270	Winter Park	FL		12/28/2023		73,398											159
1272066	Davenport	FL		01/09/2024		166,156											296
1307582	Asheville	NC		02/08/2024		212,462											2,384
1418868	Milton	MA		03/28/2024		94,549											227
1094808	Coconut Creek	FL		09/07/2023		30,079											69
1337777	Breckenridge	CO		02/27/2024		79,633											365
1414567	Wagoner	OK		03/27/2024		8,195											281
1085970	Topanga	CA		05/25/2023		12,233											96
1400669	Alpharetta	GA		03/26/2024		68,785											104
1568049	Rye	NY		06/26/2024		279,809											386
1416915	Bella Vista	AR		03/27/2024		31,464											679
1569593	Delray Beach	FL		06/26/2024		22,552											19
1418820	Milwaukee	WI		03/28/2024		16,682											51
1565428	Atlantic City	NJ		06/25/2024		74,857											98
1243537	Charlottesville	VA		12/21/2023		221,625											406
1413669	Harrah	OK		03/27/2024		4,144											279
1512094	Goodyear	AZ		05/23/2024		52,366											117
1250576	Redwood City	CA		12/28/2023		299,405											575
1307543	El Cajon	CA		02/08/2024		181,245											386
1390796	Rocklin	CA		03/26/2024		40,999											83

E02.133

STATEMENT AS OF SEPTEMBER 30, 2024 OF THE First Allmerica Financial Life Insurance Company

**SCHEDULE B - PART 3**

Showing All Mortgage Loans DISPOSED, Transferred or Repaid During the Current Quarter

1 Loan Number	2 Location		4 Loan Type	5 Date Acquired	6 Disposal Date	7 Book Value/ Recorded Investment Excluding Accrued Interest Prior Year	Change in Book Value/Recorded Investment					14 Book Value/ Recorded Investment Excluding Accrued Interest on Disposal	15 Consid- eration	16 Foreign Exchange Gain (Loss) on Disposal	17 Realized Gain (Loss) on Disposal	18 Total Gain (Loss) on Disposal
	2 City	3 State					8 Unrealized Valuation Increase/ (Decrease)	9 Current Year's (Amortization) /Accretion	10 Current Year's Other- Than- Temporary Impairment Recognized	11 Capitalized Deferred Interest and Other	12 Total Change in Book Value (8+9-10+11)					
1414364	Oklahoma City	OK		03/27/2024		20,067								793		
1413784	Bentonville	AR		03/27/2024		5,031								1,068		
1417600	Springfield	MO		03/27/2024		37,811								807		
1418704	West Palm Beach	FL		03/28/2024		21,014								64		
1417505	Prairie Village	KS		03/27/2024		41,353								875		
1414240	Dover	AR		03/27/2024		5,619								247		
1091616	San Antonio	TX		07/25/2023		10,191								27		
1390622	Jamaica	NY		03/26/2024		41,608								87		
1549204	Wake Forest	NC		06/13/2024		31,055								69		
1337804	Kansas City	KS		02/27/2024		18,106								39		
1337818	Troy	OH		02/27/2024		16,284								35		
1569523	Plymouth	MA		06/26/2024		75,991								155		
1413482	Hot Springs	AR		03/27/2024		1,697								120		
1338092	McMinnville	OR		02/27/2024		35,624								76		
1356086	Los Angeles	CA		03/08/2024		176,442								367		
1413324	Conway	AR		03/27/2024		4,219								332		
1413363	Havana	KS		03/27/2024		6,270								510		
1437421	Angel Fire	NM		04/10/2024		88,286								171		
1349034	Deltona	FL		03/06/2024		41,461								3,764		
1565425	West Haven	CT		06/25/2024		50,091								89		
1569282	Sedona	AZ		06/26/2024		141,997								393		
1498558	York	PA		05/16/2024		7,587								12		
1355834	Lithia	FL		03/08/2024		31,717								78		
1414680	Springfield	MO		03/27/2024		4,103								147		
1414569	Sarcoixie	MO		03/27/2024		2,543								92		
1415124	Bella Vista	AR		03/27/2024		11,079								435		
1093412	Greer	SC		08/09/2023		50,464								120		
1297356	Atlanta	GA		01/30/2024		52,819								122		
1290235	Mountainside	NJ		01/25/2024		195,921								428		
1414368	Yellville	AR		03/27/2024		5,956								255		
1085947	Fort Myers	FL		05/25/2023		19,046								46		
1076651	Bronx	NY		04/21/2023		112,141								251		
1414243	Elgin	OK		03/27/2024		3,061								793		
1417598	Lowell	AR		03/27/2024		23,572								462		
1437201	Staten Island	NY		04/10/2024		71,500								153		
1498678	Miami Beach	FL		05/16/2024		116,033								230		
1209783	Houston	TX		11/29/2023		90,884								190		
1418746	Killeen	TX		03/28/2024		11,790								28		
1233090	Newark	NJ		12/13/2023		169,413								298		
1437457	Waikoloa	HI		04/10/2024		128,651								264		
1224085	Bakersfield	CA		12/07/2023		424,325								1,378		
1232975	Costa Mesa	CA		12/13/2023		189,083								18,764		
1290950	Homestead	FL		01/25/2024		105,520								238		
1241751	Schiller Park	IL		12/21/2023		81,802								242		
1339830	Seattle	WA		02/28/2024		203,460								458		
1198553	Philadelphia	PA		11/21/2023		83,241								205		
1414570	Conway	AR		03/27/2024		7,213								4,945		
1188872	Costa Mesa	CA		11/21/2023		86,310								27,210		
1188865	Stillwater	OK		11/21/2023		43,589								106		
1400697	West Palm Bch	FL		03/26/2024		41,737								92		
1418974	Encino	CA		03/28/2024		351,753								498		

E02.134

STATEMENT AS OF SEPTEMBER 30, 2024 OF THE First Allmerica Financial Life Insurance Company

**SCHEDULE B - PART 3**

Showing All Mortgage Loans DISPOSED, Transferred or Repaid During the Current Quarter

1 Loan Number	2 Location		4 Loan Type	5 Date Acquired	6 Disposal Date	7 Book Value/ Recorded Investment Excluding Accrued Interest Prior Year	8 Change in Book Value/Recorded Investment					14 Book Value/ Recorded Investment Excluding Accrued Interest on Disposal	15 Consid- eration	16 Foreign Exchange Gain (Loss) on Disposal	17 Realized Gain (Loss) on Disposal	18 Total Gain (Loss) on Disposal
	2 City	3 State					8 Unrealized Valuation Increase/ (Decrease)	9 Current Year's (Amortization) /Accretion	10 Current Year's Other- Than- Temporary Impairment Recognized	11 Capitalized Deferred Interest and Other	12 Total Change in Book Value (8+9-10+11)					
1224049	Phoenix	AZ		12/07/2023		402,619								1,077		
1224071	Nipomo	CA		12/07/2023		587,017								1,199		
1290873	Bronx	NY		01/25/2024		124,522								235		
1250606	Hewitt	TX		12/28/2023		30,180								58		
1416562	Overland Park	KS		03/27/2024		28,029								602		
1414578	Harrison	AR		03/27/2024		16,360								628		
1437480	San Bernardino	CA		04/10/2024		37,644								117		
1413957	Dover	AR		03/27/2024		5,845								327		
1413974	Springdale	AR		03/27/2024		2,422								125		
1416401	Inola	OK		03/27/2024		13,855								377		
1416404	Springdale	AR		03/27/2024		45,281								1,003		
1417408	Conway	AR		03/27/2024		31,741								674		
1417413	Benton	AR		03/27/2024		6,900								194		
1205277	Hialeah	FL		11/28/2023		219,607								485		
1292750	Hollywood	FL		01/26/2024		148,453								265		
1337826	Oswego	NY		02/27/2024		13,703								28		
1355796	Lakewood	OH		03/08/2024		17,836								95		
1437252	Bethlehem	GA		04/10/2024		31,216								70		
1329302	Los Angeles	CA		02/23/2024		114,270								220		
1414655	Fort Smith	AR		03/27/2024		9,181								290		
1090722	Diamond Bar	CA		07/12/2023		148,786								1,549		
1090759	Palm Coast	FL		07/12/2023		147,187								372		
1080434	Austin	TX		05/15/2023		76,049								206		
1091695	Philadelphia	PA		07/25/2023		15,346								32		
1056084	Memphis	TN		08/26/2022		3,582								12		
1415672	Bluejacket	OK		03/27/2024		6,105								132		
1076638	Port Orange	FL		04/21/2023		89,223								223		
1094806	Alamo	CA		09/07/2023		165,467								409		
1094251	Prudenville	MI		08/28/2023		106,303								236		
1498625	Tucson	AZ		05/16/2024		31,376								56		
1355856	Tucson	AZ		03/08/2024		31,429								66		
1272147	Hemet	CA		01/09/2024		52,600								99		
1501587	Schenectady	NY		05/28/2024		41,647								70		
1250203	Brooklyn	NY		12/28/2023		261,977								645		
1093349	Jefferson	CO		08/09/2023		53,085								186		
1088960	San Juan Capistrano	CA		06/28/2023		34,902								66		
1567969	Davie	FL		06/26/2024		252,998								381		
1569349	Houston	TX		06/26/2024		51,253								84		
1091720	Inglewood	CA		07/25/2023		43,291								105		
1416309	Little Rock	AR		03/27/2024		16,570								364		
1416341	Clever	MO		03/27/2024		11,155								242		
1416399	Russellville	AR		03/27/2024		18,939								417		
1355805	Martinsville	VA		03/08/2024		28,806								45		
1355821	Bowling Green	KY		03/08/2024		31,931								61		
1413586	Fort Smith	AR		03/27/2024		7,297								549		
1413596	Kc	MO		03/27/2024		6,670								563		
1088790	Mansfield	TX		06/28/2023		185,285								1,360		
1413362	No Little Rock	AR		03/27/2024		4,942								410		
1414889	Cabot	AR		03/27/2024		9,244								275		
1068697	Virginia Beach	VA		04/18/2023		119,461								467		
1413538	Springfield	MO		03/27/2024		21,103								1,383		

E02.135



STATEMENT AS OF SEPTEMBER 30, 2024 OF THE First Allmerica Financial Life Insurance Company

**SCHEDULE B - PART 3**

Showing All Mortgage Loans DISPOSED, Transferred or Repaid During the Current Quarter

1 Loan Number	2 Location		4 Loan Type	5 Date Acquired	6 Disposal Date	7 Book Value/ Recorded Investment Excluding Accrued Interest Prior Year	8 Change in Book Value/Recorded Investment					14 Book Value/ Recorded Investment Excluding Accrued Interest on Disposal	15 Consid- eration	16 Foreign Exchange Gain (Loss) on Disposal	17 Realized Gain (Loss) on Disposal	18 Total Gain (Loss) on Disposal	
	2 City	3 State					8 Unrealized Valuation Increase/ (Decrease)	9 Current Year's (Amortization) /Accretion	10 Current Year's Other- Than- Temporary Impairment Recognized	11 Capitalized Deferred Interest and Other	12 Total Change in Book Value (8+9-10+11)						13 Total Foreign Exchange Change in Book Value
1413543	Monett	MO		03/27/2024		1,220											171
1415166	Fayetteville	AR		03/27/2024		7,315											207
1232946	Winter Garden	FL		12/13/2023		485,782											1,233
1292849	Wylie	TX		01/26/2024		192,373											343
1250538	Forney	TX		12/28/2023		66,370											197
1250553	Staten Island	NY		12/28/2023		140,341											1,838
1338091	Davenport	FL		02/27/2024		32,959											60
1307570	Arnold	CA		02/08/2024		122,839											207
1569445	Springfield	IL		06/26/2024		33,762											46
1413744	Greenwood	AR		03/27/2024		21,405											1,499
1088686	Port Saint Joe	FL		06/28/2023		151,505											393
1565560	Laguna Hills	CA		06/25/2024		387,900											573
1416760	Springdale	AR		03/27/2024		11,088											240
1416779	Lawton	OK		03/27/2024		29,317											751
1085948	Shady Cove	OR		05/25/2023		26,530											38
1415179	Yukon	OK		03/27/2024		9,033											267
1413997	Gravette	AR		03/27/2024		6,864											375
1414055	Stillwater	OK		03/27/2024		4,222											255
1250326	Philadelphia	PA		12/28/2023		58,856											100
1413424	Bella Vista	AR		03/27/2024		8,283											641
1498631	Gulf Shores	AL		05/16/2024		79,076											178
1569085	West Newton	PA		06/26/2024		17,497											28
1569096	Nashville	TN		06/26/2024		102,531											228
1569106	Baltimore	MD		06/26/2024		22,253											46
1413593	Mulberry	AR		03/27/2024		1,537											107
1096630	Benbrook	TX		09/27/2023		42,917											68
1565589	Chicago	IL		06/25/2024		130,976											181
1095353	Louisville	KY		09/18/2023		150,795											320
1417548	Topeka	KS		03/27/2024		4,654											99
1501578	Odessa	TX		05/28/2024		31,574											68
1437357	Bondville	VT		04/10/2024		127,471											261
1437341	Myrtle Beach	SC		04/10/2024		30,973											67
1418849	Galveston	TX		03/28/2024		17,459											36
1569414	San Diego	CA		06/26/2024		136,183											187
1491377	Pompano Beach	FL		05/10/2024		68,619											234
1501520	Charlotte	NC		05/28/2024		43,452											101
1348981	Wildwood	MO		03/06/2024		110,323											375
1413318	Cassville	MO		03/27/2024		4,683											352
1390706	Denton	TX		03/26/2024		30,839											284
1056163	Baltimore	MD		08/26/2022		7,202											23
1292894	Miami	FL		01/26/2024		52,560											99
1413023	Joplin	MO		03/27/2024		1,655											185
1055862	Murphy	NC		08/26/2022		21,318											60
1055869	Branson	MO		08/26/2022		10,229											36
1498424	Chatsworth	CA		05/16/2024		73,838											76
1068607	Tomball	TX		01/26/2023		16,355											36
1418753	Madera	CA		03/28/2024		22,175											45
1090807	Wauchula	FL		07/12/2023		32,808											20
1290346	Mesa	AZ		01/25/2024		321,788											575
1415308	Little Rock	AR		03/27/2024		11,609											271
1417062	Bentonville	AR		03/27/2024		44,733											856

E02.136

STATEMENT AS OF SEPTEMBER 30, 2024 OF THE First Allmerica Financial Life Insurance Company

**SCHEDULE B - PART 3**

Showing All Mortgage Loans DISPOSED, Transferred or Repaid During the Current Quarter

1 Loan Number	2 Location		4 Loan Type	5 Date Acquired	6 Disposal Date	7 Book Value/ Recorded Investment Excluding Accrued Interest Prior Year	8 Change in Book Value/Recorded Investment					14 Book Value/ Recorded Investment Excluding Accrued Interest on Disposal	15 Consid- eration	16 Foreign Exchange Gain (Loss) on Disposal	17 Realized Gain (Loss) on Disposal	18 Total Gain (Loss) on Disposal
	2 City	3 State					8 Unrealized Valuation Increase/ (Decrease)	9 Current Year's (Amortization) /Accretion	10 Current Year's Other- Than- Temporary Impairment Recognized	11 Capitalized Deferred Interest and Other	12 Total Change in Book Value (8+9-10+11)					
1076188	Hollywood	FL		04/27/2023		51,108							100			
1233128	Louisville	KY		12/13/2023		49,441							94			
1233074	Sunrise	FL		12/13/2023		128,468							282			
1413811	Tulsa	OK		03/27/2024		17,256							1,501			
1349016	Saint Petersburg	FL		03/06/2024		128,616							294			
1061572	Baltimore	MD		10/26/2022		29,567							75			
1412875	Fayetteville	AR		03/27/2024		24,994							921			
1383762	Winter Park	FL		03/21/2024		50,070							92			
1383756	Staten Island	NY		03/21/2024		59,812							120			
1414131	Springdale	AR		03/27/2024		18,730							780			
1414201	Rogers	AR		03/27/2024		7,966							590			
1416134	Bull Shoals	AR		03/27/2024		6,766							196			
1416174	Arkadelphia	AR		03/27/2024		21,009							459			
1094812	Orlando	FL		09/07/2023		20,354							46			
1512157	Lacey	WA		05/23/2024		177,135							415			
1094945	Santa Clarita	CA		09/07/2023		75,266							162			
1250365	Corpus Christi	TX		12/28/2023		113,527							238			
1113249	Cambridge	NY		10/13/2023		4,143							8			
1413295	Bella Vista	AR		03/27/2024		3,698							324			
1413307	Walnut Grove	MO		03/27/2024		18,686							1,390			
1056312	Grain Valley	MO		08/26/2022		5,078							20			
1076667	Redlands	CA		04/21/2023		112,843							1,777			
1078868	Quincy	IL		05/09/2023		184,800							676			
1290304	Nampa	ID		01/25/2024		204,879							358			
1415791	Eureka Spgs	AR		03/27/2024		21,577							911			
1415927	Joplin	MO		03/27/2024		16,640							8,138			
1415250	Springdale	AR		03/27/2024		7,346							651			
1093236	West Palm Beach	FL		08/09/2023		54,434							128			
1088682	Aiken	SC		06/28/2023		99,677							172			
1437477	Sterling Heights	MI		04/10/2024		45,258							103			
1297382	Lexington	KY		01/30/2024		46,771							78			
1383790	Bridgeport	CT		03/21/2024		14,899							29			
1414361	Mannford	OK		03/27/2024		9,089							284			
1333527	Monrovia	CA		02/26/2024		48,847							98			
1437451	San Jose	CA		04/10/2024		59,254							371			
1383738	Miami	FL		03/21/2024		24,475							53			
1091664	Tampa	FL		07/25/2023		27,401							126			
1333451	Saint Louis	MO		02/26/2024		14,171							29			
1400773	Fort Collins	CO		03/26/2024		65,694							113			
1250452	Baldwin Park	CA		12/28/2023		79,407							152			
1093183	Jacksonville Beach	FL		08/09/2023		585,873							1,326			
1224092	Miami	FL		12/07/2023		384,491							1,351			
1272092	Easton	PA		01/09/2024		139,350							289			
1093364	Coconut Creek	FL		08/09/2023		38,184							91			
1338095	Reading	PA		02/27/2024		14,297							32			
1093394	Hesperia	CA		08/09/2023		98,232							700			
1297560	Milledgeville	GA		01/30/2024		58,442							108			
1188918	Area Of Sun Valley, Los Angeles	CA		11/21/2023		110,482							198			
1400680	Mesa	AZ		03/26/2024		204,044							320			
1224023	Acton	MA		12/07/2023		481,403							4,440			
1416564	Monett	MO		03/27/2024		12,126							259			

E02.137

STATEMENT AS OF SEPTEMBER 30, 2024 OF THE First Allmerica Financial Life Insurance Company

**SCHEDULE B - PART 3**

Showing All Mortgage Loans DISPOSED, Transferred or Repaid During the Current Quarter

1 Loan Number	2 Location		4 Loan Type	5 Date Acquired	6 Disposal Date	7 Book Value/ Recorded Investment Excluding Accrued Interest Prior Year	8 Change in Book Value/Recorded Investment					14 Book Value/ Recorded Investment Excluding Accrued Interest on Disposal	15 Consid- eration	16 Foreign Exchange Gain (Loss) on Disposal	17 Realized Gain (Loss) on Disposal	18 Total Gain (Loss) on Disposal
	2 City	3 State					8 Unrealized Valuation Increase/ (Decrease)	9 Current Year's (Amortization) /Accretion	10 Current Year's Other- Than- Temporary Impairment Recognized	11 Capitalized Deferred Interest and Other	12 Total Change in Book Value (8+9-10+11)					
1290392	Pine Knoll Shores	NC		01/25/2024		128,647								340		
1437483	Modesto	CA		04/10/2024		34,030								77		
1413963	Springdale	AR		03/27/2024		3,091								126		
1094240	La Verne	CA		08/28/2023		138,929								338		
1416429	Seligman	MO		03/27/2024		12,179								345		
1416420	Farmington	AR		03/27/2024		16,609								789		
1417451	Springfield	MO		03/27/2024		64,001								1,421		
1417541	Springdale	AR		03/27/2024		8,097								245		
1417619	Bryant	AR		03/27/2024		11,777								325		
1224116	Buda	TX		12/07/2023		318,114								45,715		
1290989	Lithonia	GA		01/25/2024		62,535								353		
1414729	Tahlequah	OK		03/27/2024		7,613								771		
1241700	Bellevue	WA		12/21/2023		442,680								948		
1339811	White Salmon	WA		02/28/2024		109,559								250		
1090784	Lexington	KY		07/12/2023		57,749								138		
1199551	Petaluma	CA		11/21/2023		183,636								374		
1290837	Palm Coast	FL		01/25/2024		136,679								280		
1414524	Camden	AR		03/27/2024		7,463								570		
1414550	Broken Arrow	OK		03/27/2024		19,864								1,069		
1113212	Stockton	CA		10/13/2023		12,675								28		
1061576	Gold Canyon	AZ		10/26/2022		724,731								1,348		
1383707	Albany	OR		03/21/2024		23,782								51		
1090794	Waterville	ME		07/12/2023		50,427								128		
1095319	Panama City Beach	FL		09/18/2023		113,713								277		
1417589	Cushing	OK		03/27/2024		24,239								494		
1088701	San Marcos	CA		06/28/2023		284,220								956		
1126413	Jersey City	NJ		10/20/2023		43,484								95		
1290270	Mt Juliet	TN		01/25/2024		104,032								136		
1292828	Newark	NJ		01/26/2024		127,775								240		
1056289	Cortland	NY		08/26/2022		4,763								21		
1417516	Tulsa	OK		03/27/2024		65,321								1,395		
1209864	Alameda	CA		11/29/2023		148,087								353		
1565579	Chicago	IL		06/25/2024		61,137								39		
1292838	Decatur	GA		01/26/2024		57,258								119		
1413028	Carl Junction	MO		03/27/2024		2,570								385		
1307587	North Hollywood	CA		02/08/2024		224,092								398		
1068727	San Diego	CA		04/18/2023		62,008								452		
1400780	Morrisville	PA		03/26/2024		24,169								44		
1549317	Lebanon	IN		06/13/2024		37,919								68		
1250499	South Daytona	FL		12/28/2023		53,390								411		
1091727	Tallahassee	FL		07/25/2023		20,047								46		
1501695	Fernandina Beach	FL		05/28/2024		85,901								189		
1056215	Candler	NC		08/26/2022		5,697								21		
1074569	Chicago	IL		03/29/2023		9,685								16		
1437438	Rancho Mirage	CA		04/10/2024		111,714								212		
1413602	Russellville	AR		03/27/2024		6,518								283		
1078910	Perdido Beach	AL		05/09/2023		56,850								183		
1565400	Coopersburg	PA		06/25/2024		51,479								71		
1390786	Wyckoff	NJ		03/26/2024		119,770								228		
1416859	Gravette	AR		03/27/2024		12,891								262		
1416897	Lowell	AR		03/27/2024		11,703								266		

E02.138

STATEMENT AS OF SEPTEMBER 30, 2024 OF THE First Allmerica Financial Life Insurance Company

**SCHEDULE B - PART 3**

Showing All Mortgage Loans DISPOSED, Transferred or Repaid During the Current Quarter

1 Loan Number	2 Location		4 Loan Type	5 Date Acquired	6 Disposal Date	7 Book Value/ Recorded Investment Excluding Accrued Interest Prior Year	8 Change in Book Value/Recorded Investment					14 Book Value/ Recorded Investment Excluding Accrued Interest on Disposal	15 Consid- eration	16 Foreign Exchange Gain (Loss) on Disposal	17 Realized Gain (Loss) on Disposal	18 Total Gain (Loss) on Disposal
	2 City	3 State					8 Unrealized Valuation Increase/ (Decrease)	9 Current Year's (Amortization) /Accretion	10 Current Year's Other- Than- Temporary Impairment Recognized	11 Capitalized Deferred Interest and Other	12 Total Change in Book Value (8+9-10+11)					
1355788	Columbus	OH		03/08/2024		25,307										54
1078896	San Francisco	CA		05/09/2023		499,233										1,746
1555784	Montverde	FL		06/18/2024		81,841										175
1512050	Hemet	CA		05/23/2024		59,371										131
1126358	Crested Butte	CO		10/20/2023		67,509										120
1077369	Fort Pierce	FL		05/03/2023		205,901										543
1292834	Clearwater	FL		01/26/2024		128,197										229
1418780	Memphis	TN		03/28/2024		15,708										35
1290975	Indianapolis	IN		01/25/2024		29,377										43
1250308	Twentynine Palms	CA		12/28/2023		52,554										125
1250303	Baltimore	MD		12/28/2023		29,751										51
1078875	Bonita Springs	FL		05/09/2023		167,051										630
1093361	Roswell	GA		08/09/2023		186,957										549
1355930	Baltimore	MD		03/08/2024		14,717										28
1383507	Atlanta	GA		03/21/2024		22,311										40
1417023	London	AR		03/27/2024		20,258										1,038
1418856	Wyandanch	NY		03/28/2024		27,428										65
1418859	Tampa	FL		03/28/2024		37,582										91
1297456	Portsmouth	VA		01/30/2024		42,426										68
1093987	Port Orange	FL		08/17/2023		35,403										208
1416868	Black Rock	AR		03/27/2024		10,203										216
1074604	Denver	CO		03/29/2023		9,479										33
1055905	Cincinnati	OH		06/26/2022		7,194										20
1086567	Pinellas Park	FL		06/08/2023		42,038										85
1417130	Lowell	AR		03/27/2024		8,411										173
1417132	Broken Arrow	OK		03/27/2024		19,456										446
1085880	Woodland Hills Area, Los Angeles	CA		05/25/2023		60,591										131
1093268	Fresno	CA		08/09/2023		40,371										104
1135373	Wilmington	NC		10/27/2023		5,644										12
1498444	West Valley City	UT		05/16/2024		35,564										73
1549178	Melbourne	FL		06/13/2024		41,304										81
1501682	Pompano Beach	FL		05/28/2024		50,987										720
1076183	Suwanee	GA		04/27/2023		45,395										89
1250469	Brooklyn	NY		12/28/2023		670,946										1,262
1297267	Hendersonville	NC		01/30/2024		69,194										117
1390733	Johns Island	SC		03/26/2024		81,016										155
1290941	Cape Coral	FL		01/25/2024		224,411										476
1297307	Douglasville	GA		01/30/2024		63,648										113
1085916	Somerston	AZ		05/25/2023		14,159										34
1348855	Brooklyn	NY		03/06/2024		180,820										395
1348867	Lakeland	FL		03/06/2024		46,786										209
1074648	South Pasadena	FL		04/28/2023		30,068										396
1076071	New Port Richey	FL		04/27/2023		15,744										29
1056270	Bartlett	TN		08/26/2022		8,549										27
1056277	Richmond	VA		08/26/2022		4,307										13
1329280	Morganville	NJ		02/23/2024		168,276										311
1224109	Frisco	TX		12/07/2023		442,952										1,216
1512102	San Antonio	TX		05/23/2024		27,105										59
1565517	Shingle Springs	CA		06/25/2024		77,093										114
1549107	Brooklyn	NY		06/13/2024		51,723										107
1329253	Cheektowaga	NY		02/23/2024		12,369										17

E02.139

STATEMENT AS OF SEPTEMBER 30, 2024 OF THE First Allmerica Financial Life Insurance Company

**SCHEDULE B - PART 3**

Showing All Mortgage Loans DISPOSED, Transferred or Repaid During the Current Quarter

1 Loan Number	2 Location		4 Loan Type	5 Date Acquired	6 Disposal Date	7 Book Value/ Recorded Investment Excluding Accrued Interest Prior Year	8 Change in Book Value/Recorded Investment					14 Book Value/ Recorded Investment Excluding Accrued Interest on Disposal	15 Consid- eration	16 Foreign Exchange Gain (Loss) on Disposal	17 Realized Gain (Loss) on Disposal	18 Total Gain (Loss) on Disposal	
	2 City	3 State					8 Unrealized Valuation Increase/ (Decrease)	9 Current Year's (Amortization) /Accretion	10 Current Year's Other- Than- Temporary Impairment Recognized	11 Capitalized Deferred Interest and Other	12 Total Change in Book Value (8+9-10+11)						13 Total Foreign Exchange Change in Book Value
1498646	Gaylord	MI		05/16/2024		14,762											77
1569283	Southbridge	MA		06/26/2024		73,746											110
1199554	Philadelphia	PA		11/21/2023		45,960											214
1549211	Panama City Beach	FL		06/13/2024		28,188											66
1234899	Jacksonville	FL		12/14/2023		560,875											4,616
1250213	Richwood	TX		12/28/2023		40,856											88
1243526	Poteet	TX		12/21/2023		158,722											276
1413855	Maumelle	AR		03/27/2024		9,883											565
1512044	Germantown	MD		05/23/2024		49,611											69
1209788	Big Bear Lake	CA		11/29/2023		123,659											261
1233052	Columbus	OH		12/13/2023		134,487											213
1416858	Little Rock	AR		03/27/2024		23,478											489
1290876	Reisterstown	MD		01/25/2024		30,991											49
1331708	Meridianville	AL		02/26/2024		28,252											58
1091389	McSherrystown	PA		07/24/2023		132,005											328
1297484	Chicago	IL		01/30/2024		42,764											85
1297480	Jacksonville	FL		01/30/2024		44,637											86
1337939	Milwaukee	WI		02/27/2024		13,948											17
1414432	Bartlesville	OK		03/27/2024		3,372											238
1094971	Bluffton	SC		09/08/2023		68,563											167
1272091	Lake Elsinore	CA		01/09/2024		78,864											172
1095333	Mabank	TX		09/18/2023		73,496											167
1224057	San Jose	CA		12/07/2023		618,295											1,683
1090845	Bronx	NY		07/12/2023		180,608											401
1250629	Chino Hills	CA		12/28/2023		184,040											362
1094797	Auburn	CA		09/07/2023		9,190											20
1349089	Palm Springs	CA		03/06/2024		188,427											257
1250142	Nashville	TN		12/28/2023		248,232											467
1567975	West Linn	OR		06/26/2024		280,642											436
1569182	Charlotte	NC		06/26/2024		60,822											90
1055964	Chester	VA		08/26/2022		11,325											32
1491141	Ellenville	NY		05/10/2024		28,965											53
1549227	Jackson	MS		06/13/2024		18,219											66
1233022	Paola	KS		12/13/2023		163,340											217
1329320	Ogden	UT		02/23/2024		41,253											60
1338105	Irvington	NJ		02/27/2024		47,406											104
1087345	Murray	UT		06/21/2023		105,848											241
1414952	Greenwood	AR		03/27/2024		7,070											211
1491355	Hollywood	FL		05/10/2024		131,305											260
1415564	Benton	AR		03/27/2024		7,720											300
1090814	Greenville	NC		07/12/2023		27,410											194
1297320	Multiple	AL		01/30/2024		340,479											614
1297472	Indianapolis	IN		01/30/2024		46,428											87
1210006	Mission Viejo	CA		11/29/2023		297,081											644
1088871	Jacksonville	FL		06/28/2023		60,283											135
1290432	Glendale	CA		01/25/2024		178,968											459
1416942	West Fork	AR		03/27/2024		12,732											285
1094810	Denver	CO		09/07/2023		17,800											102
1233134	Talbot	TN		12/13/2023		73,985											223
1090113	Clinton	MS		07/10/2023		92,789											156
1349122	Boerne	TX		03/06/2024		404,738											719

E02.140

STATEMENT AS OF SEPTEMBER 30, 2024 OF THE First Allmerica Financial Life Insurance Company

**SCHEDULE B - PART 3**

Showing All Mortgage Loans DISPOSED, Transferred or Repaid During the Current Quarter

1 Loan Number	2 Location		4 Loan Type	5 Date Acquired	6 Disposal Date	7 Book Value/ Recorded Investment Excluding Accrued Interest Prior Year	8 Change in Book Value/Recorded Investment					14 Book Value/ Recorded Investment Excluding Accrued Interest on Disposal	15 Consid- eration	16 Foreign Exchange Gain (Loss) on Disposal	17 Realized Gain (Loss) on Disposal	18 Total Gain (Loss) on Disposal
	2 City	3 State					8 Unrealized Valuation Increase/ (Decrease)	9 Current Year's (Amortization) /Accretion	10 Current Year's Other- Than- Temporary Impairment Recognized	11 Capitalized Deferred Interest and Other	12 Total Change in Book Value (8+9-10+11)					
1349087	West Palm Bch	FL		03/06/2024		154,218							1,495			
1412877	Rogers	AR		03/27/2024		6,387							307			
1205295	Glendale	CA		11/28/2023		334,908							578			
1297587	Austin	TX		01/30/2024		153,561							256			
1113157	Gatlinburg	TN		10/13/2023		17,538							27			
1224073	Lone Tree	CO		12/07/2023		396,179							1,287			
1569320	Norco	LA		06/26/2024		19,504							51			
1094012	Vancouver	WA		08/17/2023		230,365							508			
1307523	Ruston	LA		02/08/2024		68,004							155			
1094970	Bluffton	SC		09/08/2023		67,183							172			
1414725	Cave Springs	AR		03/27/2024		20,185							898			
1491398	Los Angeles	CA		05/10/2024		49,178							335			
1233085	Brooklyn	NY		12/13/2023		373,228							784			
1338033	Portsmouth	VA		02/27/2024		17,697							35			
1383603	Newberry	FL		03/21/2024		29,181							58			
1501372	Concord	NC		05/28/2024		39,354							56			
1414313	Benton	AR		03/27/2024		18,088							600			
1094879	Louisville	KY		09/07/2023		10,929							28			
1491292	Apple Valley	CA		05/10/2024		75,907							96			
1356098	Orlando	FL		03/08/2024		41,882							70			
1498620	Miami	FL		05/16/2024		34,139							69			
1569429	Orlando	FL		06/26/2024		47,408							72			
1093352	Corsicana	TX		08/09/2023		266,472							701			
1290237	Lehigh Acres	FL		01/25/2024		90,208							963			
1233213	Northbrook	IL		12/13/2023		125,018							1,423			
1209834	Waxhaw	NC		11/29/2023		224,593							408			
1088673	Tyler	TX		06/28/2023		80,892							501			
1549120	Nederland	CO		06/13/2024		72,417							662			
1567965	Orlando	FL		06/26/2024		175,985							280			
1491319	Dansville	NY		05/10/2024		41,064							90			
1565381	Zephyrhills	FL		06/25/2024		42,603							50			
1390746	Murrieta	CA		03/26/2024		165,099							402			
1416653	Pea Ridge	AR		03/27/2024		15,110							328			
1290400	Canoga Park	CA		01/25/2024		229,137							453			
1137098	Buffalo	NY		10/30/2023		35,712							76			
1088870	Northridge	CA		06/28/2023		200,865							615			
1569396	Ocean City	MD		06/26/2024		143,595							178			
1080388	Redmond	WA		05/15/2023		49,790							592			
1209862	Danville	CA		11/29/2023		426,827							681			
1417634	Mountain Home	AR		03/27/2024		6,621							187			
1093939	New Port Richey	FL		08/17/2023		134,841							399			
1232983	Truckee	CA		12/13/2023		804,300							1,581			
1549091	Goose Creek	SC		06/13/2024		35,166							311			
1088619	Metairie	LA		06/28/2023		351,413							729			
1491263	Fontana	CA		05/10/2024		65,215							163			
1390749	Westminster	CA		03/26/2024		80,553							178			
1498494	Hartford	CT		05/16/2024		45,606							49			
1292886	Porter Ranch	CA		01/26/2024		271,607							378			
1416702	Joplin	MO		03/27/2024		31,498							807			
1437356	Bayonne	NJ		04/10/2024		68,594							165			
1418876	Milwaukee	WI		03/28/2024		17,526							39			

E02.141

STATEMENT AS OF SEPTEMBER 30, 2024 OF THE First Allmerica Financial Life Insurance Company

**SCHEDULE B - PART 3**

Showing All Mortgage Loans DISPOSED, Transferred or Repaid During the Current Quarter

1 Loan Number	2 Location		4 Loan Type	5 Date Acquired	6 Disposal Date	7 Book Value/ Recorded Investment Excluding Accrued Interest Prior Year	8 Change in Book Value/Recorded Investment					14 Book Value/ Recorded Investment Excluding Accrued Interest on Disposal	15 Consid- eration	16 Foreign Exchange Gain (Loss) on Disposal	17 Realized Gain (Loss) on Disposal	18 Total Gain (Loss) on Disposal
	2 City	3 State					8 Unrealized Valuation Increase/ (Decrease)	9 Current Year's (Amortization) /Accretion	10 Current Year's Other- Than- Temporary Impairment Recognized	11 Capitalized Deferred Interest and Other	12 Total Change in Book Value (8+9-10+11)					
1417235	Fayetteville	AR		03/27/2024		21,402							450			
1567994	Prosper	TX		06/26/2024		115,055							1,503			
1076633	Albany	NY		04/21/2023		35,608							85			
1569389	Eagan	MN		06/26/2024		37,969							78			
1414228	Oppele	AR		03/27/2024		10,564							299			
1076146	Castle Pines	CO		04/27/2023		60,999							136			
1569357	Newark	NJ		06/26/2024		84,634							95			
1297438	Yardley	PA		01/30/2024		120,281							215			
1501562	Jacksonville	FL		05/28/2024		29,969							77			
1337943	Lexington Park	MD		02/27/2024		22,656							194			
1205279	Tustin	CA		11/28/2023		462,727							990			
1337886	Petersburg	VA		02/27/2024		15,022							38			
1055992	Merrillville	IN		08/26/2022		6,780							22			
1413112	Broken Arrow	OK		03/27/2024		7,605							680			
1093229	Selma	CA		08/09/2023		31,531							82			
1437449	Jensen Beach	FL		04/10/2024		47,203							110			
1501454	Muskogee	OK		05/28/2024		31,731							57			
1498485	York	PA		05/16/2024		14,884							24			
1565348	Toms River	NJ		06/25/2024		39,167							54			
1569478	Warren	MI		06/26/2024		19,800							37			
1498484	Highspire	PA		05/16/2024		15,846							28			
1290333	Southlake	TX		01/25/2024		298,135							932			
1091623	Apple Valley	MN		07/25/2023		26,851							62			
1414874	Tulsa	OK		03/27/2024		27,546							1,214			
1413863	Bella Vista	AR		03/27/2024		16,668							1,043			
1241780	San Marcos	CA		12/21/2023		716,357							1,374			
1337725	Buena	NJ		02/27/2024		17,989							32			
1093973	Boca Raton	FL		08/17/2023		50,091							765			
1094233	Pearland	TX		08/28/2023		40,855							102			
1512136	Redondo Beach	CA		05/23/2024		359,464							871			
1096640	Citrus Springs	FL		09/27/2023		34,993							50			
1390709	North Kingstown	RI		03/26/2024		53,477							11			
1569565	Saint Petersburg	FL		06/26/2024		116,317							119			
1056179	Richmond	VA		08/26/2022		7,723							23			
1549258	Spring	TX		06/13/2024		40,372							92			
1233106	Dallas	TX		12/13/2023		103,476							211			
1093945	Louisville	KY		08/17/2023		48,666							242			
1501623	Missouri City	TX		05/28/2024		31,035							70			
1209784	Lilburn	GA		11/29/2023		87,655							198			
1290834	Sterling Heights	MI		01/25/2024		43,416							91			
1416148	Fayetteville	AR		03/27/2024		35,263							789			
1333443	Palm Coast	FL		02/26/2024		18,891							42			
1056206	Albuquerque	NM		08/26/2022		8,559							35			
1349078	Pahoa	HI		03/06/2024		50,671							92			
1400794	Milwaukee	WI		03/26/2024		14,656							25			
1074663	Las Vegas	NV		04/28/2023		94,168							1,178			
1512089	Mustang	OK		05/23/2024		30,045							65			
1090818	York	PA		07/12/2023		21,008							41			
1415997	Parkville	MO		03/27/2024		31,073							817			
1241770	Valley Center	CA		12/21/2023		176,815							32,632			
1243576	Santa Clarita	CA		12/21/2023		444,580							1,004			

E02.142

STATEMENT AS OF SEPTEMBER 30, 2024 OF THE First Allmerica Financial Life Insurance Company

**SCHEDULE B - PART 3**

Showing All Mortgage Loans DISPOSED, Transferred or Repaid During the Current Quarter

1 Loan Number	2 Location		4 Loan Type	5 Date Acquired	6 Disposal Date	7 Book Value/ Recorded Investment Excluding Accrued Interest Prior Year	8 Change in Book Value/Recorded Investment					14 Book Value/ Recorded Investment Excluding Accrued Interest on Disposal	15 Consid- eration	16 Foreign Exchange Gain (Loss) on Disposal	17 Realized Gain (Loss) on Disposal	18 Total Gain (Loss) on Disposal
	2 City	3 State					8 Unrealized Valuation Increase/ (Decrease)	9 Current Year's (Amortization) /Accretion	10 Current Year's Other- Than- Temporary Impairment Recognized	11 Capitalized Deferred Interest and Other	12 Total Change in Book Value (8+9-10+11)					
1339856	New Hope	PA		02/28/2024		459,992							998			
1565541	Acworth	GA		06/25/2024		239,351							258			
1413298	Tulsa	OK		03/27/2024		13,222							1,094			
1414546	Bryant	AR		03/27/2024		8,264							309			
1093969	Salt Lake City	UT		08/17/2023		575,103							1,719			
1290212	Raleigh	NC		01/25/2024		622,186							1,023			
1549142	Philadelphia	PA		06/13/2024		44,834							91			
1549147	Alliance	OH		06/13/2024		23,123							39			
1569472	Bartlett	TN		06/26/2024		45,206							74			
1094885	Aurora	CO		09/07/2023		65,602							146			
1512145	Westminister	CA		05/23/2024		40,133							9,733			
1355943	Vader	WA		03/08/2024		27,925							45			
1418875	Hoquiam	WA		03/28/2024		18,870							48			
1126329	Baltimore	MD		10/20/2023		16,568							41			
1549282	Blue Springs	MO		06/13/2024		134,509							238			
1250635	Spring Valley	CA		12/28/2023		135,861							375			
1290385	Goodyear	AZ		01/25/2024		219,837							453			
1417160	Yellville	AR		03/27/2024		14,867							503			
1549071	Baltimore	MD		06/13/2024		25,123							249			
1418870	Woodbury	NJ		03/28/2024		24,770							49			
1349096	Wildwood	NJ		03/06/2024		97,043							245			
1074102	Endicott	NY		03/28/2023		13,447							18			
1224081	San Marcos	CA		12/07/2023		551,398							1,501			
1224066	Show Low	AZ		12/07/2023		368,128							976			
1355823	Miami	FL		03/08/2024		40,582							26			
1292882	Richmond	TX		01/26/2024		227,542							662			
1418833	Charlotte	NC		03/28/2024		32,878							104			
1417060	Delaware	AR		03/27/2024		17,912							397			
1417075	Bentonville	AR		03/27/2024		17,808							385			
1417117	Sulphur Springs	AR		03/27/2024		14,167							298			
1074106	San Diego	CA		03/28/2023		71,156							118			
1224046	Brookhaven	GA		12/07/2023		506,261							1,421			
1390777	Sun City Center	FL		03/26/2024		34,556							80			
1272148	Allen	TX		01/09/2024		187,386							360			
1416090	Norman	OK		03/27/2024		25,016							543			
1241773	Salisbury	MD		12/21/2023		117,023							4,364			
1349045	Long Beach	CA		03/06/2024		385,294							884			
1297318	Lake Placid	FL		01/30/2024		64,981							118			
1116931	Farmington	CT		10/13/2023		16,738							51			
1209778	Long Pond	PA		11/29/2023		62,424							100			
1329327	Atlanta	GA		02/23/2024		17,528							29			
1315592	Denville	NJ		02/13/2024		24,443							53			
1339904	Washington	DC		02/28/2024		889,874							1,917			
1080330	Valley Center	CA		05/15/2023		71,722							202			
1501494	Eatonton	GA		05/28/2024		76,252							140			
1549103	Philadelphia	PA		06/13/2024		113,816							964			
1491271	Lagrange	GA		05/10/2024		20,343							46			
1091665	Toms River	NJ		07/25/2023		37,579							78			
1355939	Clio	MI		03/08/2024		28,900							64			
1297298	Tampa	FL		01/30/2024		102,159							171			
1116879	Aventura	FL		10/13/2023		8,437							21			



STATEMENT AS OF SEPTEMBER 30, 2024 OF THE First Allmerica Financial Life Insurance Company

**SCHEDULE B - PART 3**

Showing All Mortgage Loans DISPOSED, Transferred or Repaid During the Current Quarter

1 Loan Number	2 Location		4 Loan Type	5 Date Acquired	6 Disposal Date	7 Book Value/ Recorded Investment Excluding Accrued Interest Prior Year	8 Change in Book Value/Recorded Investment					14 Book Value/ Recorded Investment Excluding Accrued Interest on Disposal	15 Consid- eration	16 Foreign Exchange Gain (Loss) on Disposal	17 Realized Gain (Loss) on Disposal	18 Total Gain (Loss) on Disposal
	2 City	3 State					8 Unrealized Valuation Increase/ (Decrease)	9 Current Year's (Amortization) /Accretion	10 Current Year's Other- Than- Temporary Impairment Recognized	11 Capitalized Deferred Interest and Other	12 Total Change in Book Value (8+9-10+11)					
1113152	Irvine	CA		10/13/2023		10,027										23
1232971	Utica	NY		12/13/2023		71,996										143
1337875	Lake Charles	LA		02/27/2024		18,111										61
1056193	Aurora	IL		08/26/2022		8,201										28
1416017	Lawton	OK		03/27/2024		8,711										202
1243569	Medina	OH		12/21/2023		286,247										545
1339841	Sturgeon Bay	WI		02/28/2024		169,674										342
1250217	North Olmsted	OH		12/28/2023		21,716										32
1415347	Muskogee	OK		03/27/2024		4,970										114
1349095	Lake Arrowhead	CA		03/06/2024		217,730										559
1413374	Pawhuska	OK		03/27/2024		4,626										346
1549181	Pooler	GA		06/13/2024		45,778										57
1549179	Goldsboro	NC		06/13/2024		22,526										125
1498443	Houston	TX		05/16/2024		20,022										40
1205283	Hackensack	NJ		11/28/2023		134,250										194
1232969	New Rochelle	NY		12/13/2023		433,994										907
1414883	Yellville	AR		03/27/2024		6,484										211
1113083	San Antonio	TX		10/13/2023		3,882										9
1413771	Fort Smith	AR		03/27/2024		4,709										286
1413870	Siloam Springs	AR		03/27/2024		6,713										364
1056233	Apollo Beach	FL		08/26/2022		13,576										48
1094005	Port Orange	FL		08/17/2023		64,590										4,045
1297341	Multiple	AZ		01/30/2024		428,479										966
1250577	Encinitas	CA		12/28/2023		180,954										427
1565351	Hazelwood	MO		06/25/2024		18,516										22
1056191	Wilmington	DE		08/26/2022		14,590										37
1416768	Shawnee	OK		03/27/2024		20,197										439
1333472	Waterbury	CT		02/26/2024		34,096										72
1569073	North Charleston	SC		06/26/2024		42,995										70
1290430	Sunland	CA		01/25/2024		280,613										504
1337724	Auburn	WA		02/27/2024		51,788										78
1418855	Port Orchard	WA		03/28/2024		27,753										66
1417242	Rogers	AR		03/27/2024		29,454										619
1090723	San Bernardino	CA		07/12/2023		74,855										282
1339956	Orlando	FL		02/28/2024		447,696										965
1565607	Miami	FL		06/25/2024		108,613										155
1414505	Edmond	OK		03/27/2024		8,635										256
1329242	Landover	MD		02/23/2024		16,920										34
1413722	Shawnee	OK		03/27/2024		2,907										271
1569173	Cayce	SC		06/26/2024		28,723										27
1355836	Jersey City	NJ		03/08/2024		53,168										114
1383649	Gastonia	NC		03/21/2024		12,613										23
1337957	Orange	CA		02/27/2024		78,590										185
1116883	Orlando	FL		10/13/2023		6,024										16
1337976	Charlotte	NC		02/27/2024		25,957										56
1549219	Melbourne	FL		06/13/2024		66,521										118
1498586	Hopewell	VA		05/16/2024		23,729										44
1569481	Naples	FL		06/26/2024		57,469										76
1250558	Fort Lauderdale	FL		12/28/2023		259,705										466
1414836	Independence	MO		03/27/2024		4,158										114
1356073	Westwood	NJ		03/08/2024		60,985										121

E02.144

STATEMENT AS OF SEPTEMBER 30, 2024 OF THE First Allmerica Financial Life Insurance Company

**SCHEDULE B - PART 3**

Showing All Mortgage Loans DISPOSED, Transferred or Repaid During the Current Quarter

1 Loan Number	2 Location		4 Loan Type	5 Date Acquired	6 Disposal Date	7 Book Value/ Recorded Investment Excluding Accrued Interest Prior Year	8 Change in Book Value/Recorded Investment					14 Book Value/ Recorded Investment Excluding Accrued Interest on Disposal	15 Consid- eration	16 Foreign Exchange Gain (Loss) on Disposal	17 Realized Gain (Loss) on Disposal	18 Total Gain (Loss) on Disposal
	2 City	3 State					8 Unrealized Valuation Increase/ (Decrease)	9 Current Year's (Amortization) /Accretion	10 Current Year's Other- Than- Temporary Impairment Recognized	11 Capitalized Deferred Interest and Other	12 Total Change in Book Value (8+9-10+11)					
1090736	Santa Rosa Beach	FL		07/12/2023		123,033							299			
1329182	Black Hawk	CO		02/23/2024		31,692							56			
1416124	Sherwood	AR		03/27/2024		12,776							262			
1416067	Neosho	MO		03/27/2024		8,279							187			
1243590	Bethel	MIN		12/21/2023		183,299							348			
1250133	Antioch	TN		12/28/2023		49,868							70			
1250193	Newark	NJ		12/28/2023		109,715							278			
1569091	Holmes Beach	FL		06/26/2024		263,028							2,007			
1415283	Springdale	AR		03/27/2024		34,797							808			
1415311	Rogers	AR		03/27/2024		14,454							463			
1135402	Linden	NJ		10/27/2023		10,344							54			
1416512	Russellville	AR		03/27/2024		7,012							195			
1074616	Pinehurst	TX		03/29/2023		13,469							34			
1067218	Daly City	CA		12/22/2022		249,757							258			
1417659	Tulsa	OK		03/27/2024		12,013							462			
1069459	Phoenix	AZ		02/23/2023		11,603							22			
1437342	Saint Augustine	FL		04/10/2024		38,233							100			
1113072	Tomball	TX		10/13/2023		6,913							14			
1415497	Fayetteville	AR		03/27/2024		12,695							2,463			
1088608	Thermopolis	WY		06/28/2023		78,126							138			
1205276	Punta Gorda	FL		11/28/2023		100,607							290			
1565483	Hiwassee	GA		06/25/2024		354,572							505			
1094958	Omaha	NE		09/08/2023		33,426							79			
1086578	Dade City	FL		06/08/2023		268,289							541			
1418956	Melbourne	FL		03/28/2024		30,954							72			
1414188	Tulsa	OK		03/27/2024		8,758							362			
1080415	Seattle	WA		05/15/2023		63,835							195			
1437287	Baton Rouge	LA		04/10/2024		16,022							27			
1113234	Lancaster	CA		10/13/2023		9,692							17			
1569127	Tampa	FL		06/26/2024		38,082							60			
1415246	Fayetteville	AR		03/27/2024		13,593							402			
1224138	Granby	CO		12/07/2023		449,407							1,271			
1498557	Macon	GA		05/16/2024		12,114							14			
1413415	Westville	OK		03/27/2024		5,365							383			
1329228	Fort Myers	FL		02/23/2024		24,575							41			
1437424	Concord	CA		04/10/2024		45,669							99			
1093287	Federal Heights	CO		08/09/2023		34,675							1,780			
1415210	Lockwood	MO		03/27/2024		12,507							391			
1205307	Fountain Valley	CA		11/28/2023		264,852							2,107			
1135392	Eatonton	GA		10/27/2023		5,016							10			
1272109	Saint Augustine	FL		01/09/2024		317,581							902			
1088927	Lauderhill	FL		06/28/2023		11,635							24			
1094918	Laurel	MD		09/07/2023		59,607							1,117			
1094917	Oakley	CA		09/07/2023		34,333							171			
1413483	Oronogo	MO		03/27/2024		2,424							355			
1565415	Jefferson City	MO		06/25/2024		26,916							36			
1113243	Woodland Hills	CA		10/13/2023		19,130							54			
1199539	Redwood City	CA		11/21/2023		733,258							1,757			
1076121	Weatherford	TX		04/27/2023		33,322							103			
1094800	Rancho Cordova	CA		09/07/2023		51,668							125			
1348870	Richmond	CA		03/06/2024		220,352							469			

E02.145

STATEMENT AS OF SEPTEMBER 30, 2024 OF THE First Allmerica Financial Life Insurance Company

**SCHEDULE B - PART 3**

Showing All Mortgage Loans DISPOSED, Transferred or Repaid During the Current Quarter

1 Loan Number	2 Location		4 Loan Type	5 Date Acquired	6 Disposal Date	7 Book Value/ Recorded Investment Excluding Accrued Interest Prior Year	8 Change in Book Value/Recorded Investment					14 Book Value/ Recorded Investment Excluding Accrued Interest on Disposal	15 Consid- eration	16 Foreign Exchange Gain (Loss) on Disposal	17 Realized Gain (Loss) on Disposal	18 Total Gain (Loss) on Disposal
	2 City	3 State					8 Unrealized Valuation Increase/ (Decrease)	9 Current Year's (Amortization) /Accretion	10 Current Year's Other- Than- Temporary Impairment Recognized	11 Capitalized Deferred Interest and Other	12 Total Change in Book Value (8+9-10+11)					
1416834	Siloam Spgs	AR		03/27/2024		7,129								285		
1437362	Fresno	CA		04/10/2024		51,060								121		
1088611	Kissimmee	FL		06/28/2023		507,731								1,171		
1417252	Harrison	AR		03/27/2024		13,835								301		
1569136	Tool	TX		06/26/2024		34,573								69		
1329263	Deerfield Beach	FL		02/23/2024		54,870								1,031		
1074615	McAllen	TX		03/29/2023		14,987								33		
1085957	St Petersburg	FL		05/25/2023		14,061								21		
1085933	Park City	UT		05/25/2023		161,753								355		
1356038	Laredo	TX		03/08/2024		44,230								78		
1307575	Pinellas Park	FL		02/08/2024		102,612								208		
1414136	Broken Arrow	OK		03/27/2024		8,772								361		
1209806	Parlier	CA		11/29/2023		58,277								89		
1088814	Sugar Land	TX		06/28/2023		119,641								71		
1569301	Monroe	NY		06/26/2024		99,123								128		
1413078	Norman	OK		03/27/2024		4,750								426		
1413089	Norman	OK		03/27/2024		3,048								584		
1056214	Pensacola	FL		08/26/2022		9,388								37		
1549224	Miami	FL		06/13/2024		43,478								96		
1414011	Fayetteville	AR		03/27/2024		10,584								446		
1233224	Miami	FL		12/13/2023		159,691								347		
1056176	Sauk Village	IL		08/26/2022		6,109								18		
1565396	Richmond Heights	OH		06/25/2024		27,654								30		
1565402	Mayfield Heights	OH		06/25/2024		27,444								30		
1549152	West Chester	OH		06/13/2024		46,057								116		
1549153	South Euclid	OH		06/13/2024		20,856								51		
1233204	Salt Lake City	UT		12/13/2023		143,064								589		
1569322	Detroit	MI		06/26/2024		13,841								16		
1569359	Lake Havasu City	AZ		06/26/2024		58,253								76		
1091591	Greenbrae	CA		07/25/2023		69,975								178		
1091717	Gulfport	MS		07/25/2023		14,790								40		
1116924	Miami Beach	FL		10/13/2023		15,312								34		
1297417	Franklin	NJ		01/30/2024		75,975								148		
1297448	Plains Twp	PA		01/30/2024		55,655								84		
1091722	Grovetown	GA		07/25/2023		17,073								44		
1113193	Miami	FL		10/13/2023		82,321								207		
1569071	Riviera Beach	FL		06/26/2024		51,445								103		
1491287	Villa Park	CA		05/10/2024		167,635								399		
1413800	Siloam Springs	AR		03/27/2024		7,774								406		
1413814	Nevada	MO		03/27/2024		2,577								170		
1086584	Jacksonville	FL		06/08/2023		411,951								699		
1086625	Sarasota	FL		06/08/2023		83,032								754		
1416113	Rogersville	AR		03/27/2024		11,494								248		
1414847	Bentonville	AR		03/27/2024		3,694								265		
1390741	Rotonda West	FL		03/26/2024		68,614								132		
1093999	Riverside	CA		08/17/2023		185,879								438		
1135269	Hercules	CA		10/27/2023		27,516								61		
1135299	San Francisco	CA		10/27/2023		82,139								197		
1224136	Pasadena	CA		12/07/2023		471,309								1,363		
1337898	East Orange	NJ		02/27/2024		50,127								94		
1418996	Van Nuys	CA		03/28/2024		54,788								130		

E02.146

STATEMENT AS OF SEPTEMBER 30, 2024 OF THE First Allmerica Financial Life Insurance Company

**SCHEDULE B - PART 3**

Showing All Mortgage Loans DISPOSED, Transferred or Repaid During the Current Quarter

1 Loan Number	2 Location		4 Loan Type	5 Date Acquired	6 Disposal Date	7 Book Value/ Recorded Investment Excluding Accrued Interest Prior Year	8 Change in Book Value/Recorded Investment					14 Book Value/ Recorded Investment Excluding Accrued Interest on Disposal	15 Consid- eration	16 Foreign Exchange Gain (Loss) on Disposal	17 Realized Gain (Loss) on Disposal	18 Total Gain (Loss) on Disposal
	2 City	3 State					8 Unrealized Valuation Increase/ (Decrease)	9 Current Year's (Amortization) /Accretion	10 Current Year's Other- Than- Temporary Impairment Recognized	11 Capitalized Deferred Interest and Other	12 Total Change in Book Value (8+9-10+11)					
1414157	Olathe	KS		03/27/2024		5,809								220		
1414116	Fayetteville	AR		03/27/2024		29,568								1,322		
1080411	Sunnyvale	CA		05/15/2023		94,025								283		
1415465	Anadarko	OK		03/27/2024		5,773								129		
1416793	Lonoke	AR		03/27/2024		17,131								723		
1329251	Anacortes	WA		02/23/2024		38,446								140		
1418810	Wilmington	NC		03/28/2024		19,433								44		
1061561	Southaven	MS		10/26/2022		51,778								140		
1093198	Savannah	GA		08/09/2023		39,775								108		
1437452	Plano	TX		04/10/2024		19,483								48		
1090727	Joshua Tree	CA		07/12/2023		50,538								407		
1090760	Hampstead	NC		07/12/2023		87,268								227		
1090726	Weatherford	TX		07/12/2023		22,879								48		
1074094	New York	NY		03/28/2023		63,016								88		
1067199	Baltimore	MD		12/22/2022		35,590								74		
1067177	Centerville	GA		12/22/2022		39,558								96		
1417657	Alma	AR		03/27/2024		18,114								369		
1417624	Rogers	AR		03/27/2024		38,200								778		
1297412	Claremore	OK		01/30/2024		45,229								94		
1501541	Indianapolis	IN		05/28/2024		53,727								118		
1565478	St. Louis	MO		06/25/2024		41,781								53		
1565482	Bradenton	FL		06/25/2024		87,984								73		
1349119	Clearwater	FL		03/06/2024		117,720								1,731		
1400806	Detroit	MI		03/26/2024		13,280								23		
1090712	Miami Beach	FL		07/12/2023		403,566								1,069		
1090713	Annandale	VA		07/12/2023		89,508								241		
1250451	Kissimmee	FL		12/28/2023		81,598								144		
1076189	Katy	TX		04/27/2023		38,329								49		
1413426	Vian	OK		03/27/2024		5,101								350		
1413428	Prairie Grove	AR		03/27/2024		2,673								316		
1093311	Commerce	TX		08/09/2023		38,703								61		
1224055	Delray Beach	FL		12/07/2023		478,419								1,302		
1250555	Atlanta	GA		12/28/2023		285,792								459		
1094926	San Antonio	TX		09/07/2023		24,908								40		
1569541	Houston	TX		06/26/2024		22,543								29		
1417329	Jenks	OK		03/27/2024		25,817								972		
1135301	Granada Hills	CA		10/27/2023		23,431								50		
1135341	Sevierville	TN		10/27/2023		39,919								94		
1339876	Laguna Hills	CA		02/28/2024		897,007								2,069		
1555789	Las Vegas	NV		06/18/2024		134,619								330		
1383845	Newnan	GA		03/21/2024		28,832								53		
1085997	Gulf Shores	AL		05/25/2023		38,967								85		
1568002	Hurricane	UT		06/26/2024		199,681								781		
1076621	Troy	NY		04/21/2023		45,444								103		
1437271	Saginaw	TX		04/10/2024		27,081								61		
1250467	Brooklyn	NY		12/28/2023		170,541								350		
1056005	Elberton	GA		08/26/2022		4,547								14		
1413729	Quapaw	OK		03/27/2024		3,011								192		
1413781	Van Buren	AR		03/27/2024		2,714								161		
1437447	Simi Valley	CA		04/10/2024		161,072								265		
1056134	Capitol Heights	MD		08/26/2022		11,767								45		

E02.147

STATEMENT AS OF SEPTEMBER 30, 2024 OF THE First Allmerica Financial Life Insurance Company

**SCHEDULE B - PART 3**

Showing All Mortgage Loans DISPOSED, Transferred or Repaid During the Current Quarter

1 Loan Number	2 Location		4 Loan Type	5 Date Acquired	6 Disposal Date	7 Book Value/ Recorded Investment Excluding Accrued Interest Prior Year	8 Change in Book Value/Recorded Investment					14 Book Value/ Recorded Investment Excluding Accrued Interest on Disposal	15 Consid- eration	16 Foreign Exchange Gain (Loss) on Disposal	17 Realized Gain (Loss) on Disposal	18 Total Gain (Loss) on Disposal
	2 City	3 State					8 Unrealized Valuation Increase/ (Decrease)	9 Current Year's (Amortization) /Accretion	10 Current Year's Other- Than- Temporary Impairment Recognized	11 Capitalized Deferred Interest and Other	12 Total Change in Book Value (8+9-10+11)					
1501457	San Antonio	TX		05/28/2024		40,382								43		
1414902	Lees Summit	MO		03/27/2024		15,246								401		
1414916	Bixby	OK		03/27/2024		6,901								341		
1390725	Baltimore	MD		03/26/2024		20,246								50		
1415248	Collinsville	OK		03/27/2024		4,562								205		
1135300	Pompano Beach	FL		10/27/2023		9,330								19		
1337868	Chesapeake	VA		02/27/2024		16,336								32		
1307529	Pompano Beach	FL		02/08/2024		489,213								1,075		
1067205	Panama City Beach	FL		12/22/2022		105,669								215		
1437387	PalM Desert	CA		04/10/2024		49,157								183		
1337983	Atlanta	GA		02/27/2024		16,124								34		
1074086	Hurricane	UT		03/28/2023		59,374								131		
1085871	La Puente	CA		05/25/2023		32,325								61		
1188873	West Hartford	CT		11/21/2023		55,701								102		
1224018	Sandy	UT		12/07/2023		384,756								1,080		
1417001	Chouteau	OK		03/27/2024		13,775								575		
1068591	Marlboro	NJ		01/26/2023		40,189								86		
1414120	Mabelvale	AR		03/27/2024		7,013								359		
1414162	Fayetteville	AR		03/27/2024		8,107								366		
1290372	Lodi	CA		01/25/2024		136,011								290		
1113165	Houston	TX		10/13/2023		6,553								15		
1416757	Lowell	AR		03/27/2024		26,877								580		
1113227	New Port Richey	FL		10/13/2023		10,150								21		
1569111	Charlotte	NC		06/26/2024		93,120								1,712		
1414088	Russellville	AR		03/27/2024		9,022								396		
1414075	Duncan	OK		03/27/2024		16,490								803		
1068595	Kissimmee	FL		01/26/2023		53,553								112		
1069523	Horizon City	TX		02/24/2023		31,520								44		
1297391	Independence	MO		01/30/2024		40,643								21		
1415471	Poteau	OK		03/27/2024		13,125								327		
1415484	Kansas City	MO		03/27/2024		3,095								77		
1501544	Wilkes Barre	PA		05/28/2024		35,340								69		
1055922	Glendale	AZ		08/26/2022		10,752								41		
1329198	Wilmington	DE		02/23/2024		17,457								51		
1205300	Northlake	TX		11/28/2023		263,810								464		
1565499	Homestead	FL		06/25/2024		68,164								59		
1400743	Dardenne Prairie	MO		03/26/2024		73,654								100		
1400733	Pacolma	CA		03/26/2024		49,730								121		
1348902	San Antonio	TX		03/06/2024		60,123								118		
1569360	Jamaica	NY		06/26/2024		97,000								140		
1297459	Drexel Hill	PA		01/30/2024		71,431								143		
1097546	Tampa	FL		09/29/2023		92,171								214		
1091659	West Palm Beach	FL		07/25/2023		20,247								53		
1337942	Memphis	TN		02/27/2024		12,828								23		
1569081	New Caney	TX		06/26/2024		30,723								42		
1337848	Lithonia	GA		02/27/2024		11,971								23		
1565485	Stockton	CA		06/25/2024		211,928								304		
1565500	Indianola	IA		06/25/2024		24,381								963		
1250374	Winnsboro	TX		12/28/2023		84,189								174		
1413456	Muskogee	OK		03/27/2024		4,570								309		
1565386	San Antonio	TX		06/25/2024		38,172								58		

E02.148

STATEMENT AS OF SEPTEMBER 30, 2024 OF THE First Allmerica Financial Life Insurance Company

**SCHEDULE B - PART 3**

Showing All Mortgage Loans DISPOSED, Transferred or Repaid During the Current Quarter

1 Loan Number	2 Location		4 Loan Type	5 Date Acquired	6 Disposal Date	7 Book Value/ Recorded Investment Excluding Accrued Interest Prior Year	8 Change in Book Value/Recorded Investment					14 Book Value/ Recorded Investment Excluding Accrued Interest on Disposal	15 Consid- eration	16 Foreign Exchange Gain (Loss) on Disposal	17 Realized Gain (Loss) on Disposal	18 Total Gain (Loss) on Disposal	
	2 City	3 State					8 Unrealized Valuation Increase/ (Decrease)	9 Current Year's (Amortization) /Accretion	10 Current Year's Other- Than- Temporary Impairment Recognized	11 Capitalized Deferred Interest and Other	12 Total Change in Book Value (8+9-10+11)						13 Total Foreign Exchange Change in Book Value
1135315	Mesa	AZ		10/27/2023		7,070											15
1135321	Hampton	VA		10/27/2023		3,224											8
1400720	Montclair	CA		03/26/2024		13,088											23
1290298	Fort Walton Beach	FL		01/25/2024		146,827											278
1250360	Loganville	GA		12/28/2023		81,596											617
1074133	Bonita Springs	FL		03/28/2023		16,350											713
1113167	Lehigh Acres	FL		10/13/2023		5,106											94
1437375	Dix Hills	NY		04/10/2024		101,214											219
1569128	Clovis	CA		06/26/2024		50,414											85
1498652	Los Angeles	CA		05/16/2024		163,812											279
1077389	Spring	TX		05/03/2023		85,811											147
1077433	Nolensville	TN		05/03/2023		87,824											266
1241704	Chicago	IL		12/21/2023		447,116											1,089
1333427	Mishawaka	IN		02/26/2024		13,394											25
1501583	Miami	FL		05/28/2024		39,078											144
1250437	Greensboro	NC		12/28/2023		82,803											880
1290332	Naperville	IL		01/25/2024		112,834											516
1329213	San Bernardino	CA		02/23/2024		35,424											73
1093288	Philadelphia	PA		08/09/2023		56,210											137
1415175	Greenbrier	AR		03/27/2024		7,299											180
1135276	Reedsport	OR		10/27/2023		11,063											22
1272146	Woodruff	SC		01/09/2024		164,883											193
1348934	Ferndale	MI		03/06/2024		54,438											102
1297542	Atlanta	GA		01/30/2024		129,028											337
1272094	Peoria	AZ		01/09/2024		78,812											160
1077391	Richmond	CA		05/03/2023		81,066											184
1076658	Harrisburg	PA		04/21/2023		32,588											62
1383662	Stratford	CT		03/21/2024		34,802											66
1339814	Truckee	CA		02/28/2024		237,882											504
1339836	Mineral	VA		02/28/2024		115,932											234
1093223	Tallahassee	FL		08/09/2023		32,011											85
1250462	Hollywood	FL		12/28/2023		264,753											514
1307534	Freeport	TX		02/08/2024		47,605											106
1383655	Sevierville	TN		03/21/2024		86,549											150
1056180	Richton Park	IL		08/26/2022		6,147											17
1501451	Elizabeth City	NC		05/28/2024		37,187											68
1250391	Bakersfield	CA		12/28/2023		106,187											587
1437368	Miami	FL		04/10/2024		152,632											313
1085870	Rancho Viejo	TX		05/25/2023		58,725											133
1569141	Indianapolis	IN		06/26/2024		47,004											56
1416638	Van Buren	AR		03/27/2024		28,617											832
1056232	Hammond	IN		08/26/2022		6,015											22
1415090	Bartlesville	OK		03/27/2024		18,963											441
1414056	Oklahoma City	OK		03/27/2024		8,903											516
1234882	Heath	TX		12/14/2023		490,580											728
1069507	Marietta	GA		02/24/2023		12,618											1,552
1501557	Hiram	GA		05/28/2024		31,443											71
1086765	Miami	FL		06/08/2023		88,887											268
1087364	Ocoee	FL		06/21/2023		177,524											416
1413775	Bentonville	AR		03/27/2024		18,473											1,172
1501459	San Antonio	FL		05/28/2024		37,457											95

E02.149

STATEMENT AS OF SEPTEMBER 30, 2024 OF THE First Allmerica Financial Life Insurance Company

**SCHEDULE B - PART 3**

Showing All Mortgage Loans DISPOSED, Transferred or Repaid During the Current Quarter

1 Loan Number	2 Location		4 Loan Type	5 Date Acquired	6 Disposal Date	7 Book Value/ Recorded Investment Excluding Accrued Interest Prior Year	8 Change in Book Value/Recorded Investment					14 Book Value/ Recorded Investment Excluding Accrued Interest on Disposal	15 Consid- eration	16 Foreign Exchange Gain (Loss) on Disposal	17 Realized Gain (Loss) on Disposal	18 Total Gain (Loss) on Disposal
	2 City	3 State					8 Unrealized Valuation Increase/ (Decrease)	9 Current Year's (Amortization) /Accretion	10 Current Year's Other- Than- Temporary Impairment Recognized	11 Capitalized Deferred Interest and Other	12 Total Change in Book Value (8+9-10+11)					
1414814	Westville	OK		03/27/2024		4,521							252			
1390703	Seattle	WA		03/26/2024		117,881							262			
1250436	Encinitas	CA		12/28/2023		302,919							67,780			
1135284	Ocean Isle Beach	NC		10/27/2023		47,317							98			
1400688	Ocala	FL		03/26/2024		28,687							513			
1414083	Bella Vista	AR		03/27/2024		3,544							159			
1413804	Mountain Home	AR		03/27/2024		5,148							301			
1417641	Park Hill	OK		03/27/2024		20,655							589			
1097545	Greensboro	NC		09/29/2023		75,599							175			
1415466	Broken Arrow	OK		03/27/2024		10,535							304			
1415507	Choctaw	OK		03/27/2024		68,439							1,697			
1501536	Temecula	CA		05/28/2024		61,056							142			
1055913	Phoenix	AZ		08/26/2022		5,371							16			
1088646	Simi Valley	CA		06/28/2023		456,914							1,054			
1126376	Santa Teresa	NM		10/20/2023		31,367							42			
1418966	Pinecrest	FL		03/28/2024		263,881							562			
1414169	Bentonville	AR		03/27/2024		19,763							744			
1080410	Longboat Key	FL		05/15/2023		53,196							159			
1419002	Solana Beach	CA		03/28/2024		143,489							264			
1126317	Pensacola	FL		10/20/2023		71,126							134			
1415583	Fayetteville	AR		03/27/2024		7,468							194			
1337981	Mocksville	NC		02/27/2024		27,522							59			
1113176	Parrish	FL		10/13/2023		7,829							19			
1416698	Welch	OK		03/27/2024		11,106							162			
1416754	Independence	MO		03/27/2024		13,350							421			
1205298	Montgomery	TX		11/28/2023		234,428							571			
1417231	Fayetteville	AR		03/27/2024		35,868							984			
1113126	Cape Coral	FL		10/13/2023		8,269							21			
1241746	Countryside	IL		12/21/2023		167,645							489			
1224141	Miami	FL		12/07/2023		590,703							1,690			
1066489	Pensacola	FL		11/22/2022		26,273							55			
1210034	Brentwood	NY		11/29/2023		102,715							294			
1076175	Afton	OK		04/27/2023		235,370							604			
1416842	Choctaw	OK		03/27/2024		23,525							505			
1437348	San Antonio	TX		04/10/2024		29,790							67			
1086656	San Antonio	TX		06/08/2023		63,273							168			
1349139	Redlands	CA		03/06/2024		338,952							669			
1329277	Hideout	UT		02/23/2024		94,706							180			
1491049	Detroit	MI		05/10/2024		16,824							90			
1090711	Clermont	FL		07/12/2023		71,250							183			
1209860	Westlake Village	CA		11/29/2023		333,764							795			
1077413	Miami	FL		05/03/2023		385,195							951			
1241758	Rolling Hills Estates	CA		12/21/2023		310,535							766			
1390808	Jenkintown	PA		03/26/2024		45,699							257			
1090840	Miami Beach	FL		07/12/2023		95,074							499			
1415724	Miami Beach	OK		03/27/2024		15,476							432			
1091615	Daytona Beach	FL		07/25/2023		21,169							52			
1413425	Lawton	OK		03/27/2024		2,783							203			
1413511	Rogers	AR		03/27/2024		2,742							184			
1074128	Jacksonville	AL		03/28/2023		22,118							45			
1272070	Ponte Vedra Beach	FL		01/09/2024		453,514							598			

E02.150

STATEMENT AS OF SEPTEMBER 30, 2024 OF THE First Allmerica Financial Life Insurance Company

**SCHEDULE B - PART 3**

Showing All Mortgage Loans DISPOSED, Transferred or Repaid During the Current Quarter

1 Loan Number	2 Location		4 Loan Type	5 Date Acquired	6 Disposal Date	7 Book Value/ Recorded Investment Excluding Accrued Interest Prior Year	8 Change in Book Value/Recorded Investment					14 Book Value/ Recorded Investment Excluding Accrued Interest on Disposal	15 Consid- eration	16 Foreign Exchange Gain (Loss) on Disposal	17 Realized Gain (Loss) on Disposal	18 Total Gain (Loss) on Disposal
	2 City	3 State					8 Unrealized Valuation Increase/ (Decrease)	9 Current Year's (Amortization) /Accretion	10 Current Year's Other- Than- Temporary Impairment Recognized	11 Capitalized Deferred Interest and Other	12 Total Change in Book Value (8+9-10+11)					
1232958	Riviera Beach	FL		12/13/2023		146,496								344		
1549288	Detroit	MI		06/13/2024		21,428								25		
1413447	Owasso	OK		03/27/2024		5,586								401		
1565377	Dallas	TX		06/25/2024		37,566								46		
1437388	Woodland Hills	CA		04/10/2024		45,166								109		
1501628	Williamston	MI		05/28/2024		31,492								63		
1400787	Longboat Key	FL		03/26/2024		77,194								117		
1383693	South Charleston	WV		03/21/2024		34,660								70		
1055981	La Porte	IN		08/26/2022		3,728								13		
1512066	Los Angeles	CA		05/23/2024		47,547								99		
1501635	Lemoore	CA		05/28/2024		44,184								108		
1080161	Olney	MD		05/15/2023		26,948								59		
1250243	Blue Bell	PA		12/28/2023		77,434								188		
1233210	Dalton	GA		12/13/2023		60,828								95		
1568017	Oak Park	CA		06/26/2024		296,136								542		
1307573	Joliet	IL		02/08/2024		107,799								226		
1090816	Huntington Park	CA		07/12/2023		86,079								202		
1094850	Baltimore	MD		09/07/2023		14,161								34		
1569372	Demopolis	AL		06/26/2024		17,239								17		
1241690	Gulfport	MS		12/21/2023		124,871								260		
1086783	Homestead	FL		06/08/2023		105,606								366		
1491056	San Francisco	CA		05/10/2024		31,984								73		
1233039	Miami	FL		12/13/2023		277,251								396		
1077417	Nokesville	VA		05/03/2023		277,453								573		
1297366	Independence	MO		01/30/2024		39,377								73		
1233108	Sevierville	TN		12/13/2023		83,064								184		
1390683	Newark	NJ		03/26/2024		55,833								117		
1113170	Cheney	WA		10/13/2023		8,184								18		
1512132	Lewisville	TX		05/23/2024		70,354								185		
1250536	Monterey	CA		12/28/2023		252,823								480		
1085924	Weirdale	FL		05/25/2023		85,095								1,055		
1307533	Lithonia	GA		02/08/2024		63,477								138		
1290993	Aventura	FL		01/25/2024		34,688								1,436		
1074139	Rex	GA		03/28/2023		51,205								112		
1413761	Gentry	AR		03/27/2024		3,715								344		
1565635	Eatonton	GA		06/25/2024		153,410								331		
1355787	Asheville	NC		03/08/2024		24,010								50		
1126348	North Richland Hills	TX		10/20/2023		22,973								15,125		
1290359	Springville	UT		01/25/2024		94,437								172		
1074447	El Monte	CA		03/29/2023		54,502								111		
1416080	Stratford	MO		03/27/2024		20,292								545		
1565347	Toms River	NJ		06/25/2024		57,598								79		
1414646	Broken Arrow	OK		03/27/2024		14,990								534		
1290311	Midlothian	TX		01/25/2024		122,349								220		
1413689	Carl Junction	MO		03/27/2024		8,152								475		
1569492	Jacksonville	FL		06/26/2024		39,400								59		
1233037	Parkland	FL		12/13/2023		61,586								3,267		
1348896	Roseville	CA		03/06/2024		85,206								173		
1437400	Spring	TX		04/10/2024		39,737								70		
1339883	Los Angeles	CA		02/28/2024		449,162								664		
1113129	Phoenix	AZ		10/13/2023		6,670								20		

E02.151



STATEMENT AS OF SEPTEMBER 30, 2024 OF THE First Allmerica Financial Life Insurance Company

**SCHEDULE B - PART 3**

Showing All Mortgage Loans DISPOSED, Transferred or Repaid During the Current Quarter

1 Loan Number	2 Location		4 Loan Type	5 Date Acquired	6 Disposal Date	7 Book Value/ Recorded Investment Excluding Accrued Interest Prior Year	8 Change in Book Value/Recorded Investment					14 Book Value/ Recorded Investment Excluding Accrued Interest on Disposal	15 Consid- eration	16 Foreign Exchange Gain (Loss) on Disposal	17 Realized Gain (Loss) on Disposal	18 Total Gain (Loss) on Disposal
	2 City	3 State					8 Unrealized Valuation Increase/ (Decrease)	9 Current Year's (Amortization) /Accretion	10 Current Year's Other- Than- Temporary Impairment Recognized	11 Capitalized Deferred Interest and Other	12 Total Change in Book Value (8+9-10+11)					
1417455	Nowata	OK		03/27/2024		27,066							885			
1569223	Eagle	ID		06/26/2024		57,198							101			
1498576	Beach Park	IL		05/16/2024		23,313							49			
1565626	Miami	FL		06/25/2024		75,854							114			
1234888	Corona	CA		12/14/2023		471,325							1,168			
1412949	Choctaw	OK		03/27/2024		2,987							654			
1418715	Dearborn Heights	MI		03/28/2024		14,297							27			
1413457	Westville	OK		03/27/2024		3,122							262			
1088863	Kissimmee	FL		06/28/2023		201,511							401			
1413102	Russellville	AR		03/27/2024		7,074							620			
1491291	Miami	FL		05/10/2024		162,456							310			
1349037	Reddick	FL		03/06/2024		117,640							253			
1414551	Hollister	MO		03/27/2024		9,299							577			
1414746	Hollister	MO		03/27/2024		10,722							350			
1415397	Centerton	AR		03/27/2024		20,274							2,105			
1074578	Saint Albans	NY		03/29/2023		30,499							95			
1088916	Fort Lauderdale	FL		06/28/2023		17,150							51			
1569255	Payson	AZ		06/26/2024		40,290							65			
1390713	Boca Raton	FL		03/26/2024		59,372							117			
1413142	Lowell	AR		03/27/2024		4,245							406			
1413713	Owasso	OK		03/27/2024		8,002							464			
1056302	York	PA		08/26/2022		8,121							27			
1413484	Charleston	AR		03/27/2024		7,838							568			
1413373	Fayetteville	AR		03/27/2024		3,646							272			
1292851	Mineral Bluff	GA		01/26/2024		234,036							355			
1091735	Mesquite	TX		07/25/2023		31,843							61			
1290918	Homeewood	IL		01/25/2024		62,522							116			
1094950	Santa Clarita	CA		09/07/2023		27,448							71			
1086607	Huntington Station	NY		06/08/2023		111,034							274			
1243512	Oklahoma City	OK		12/21/2023		86,861							235			
1250433	Chevy Chase	MD		12/28/2023		236,293							459			
1297454	Dearborn Heights	MI		01/30/2024		38,154							70			
1565420	Mineral Bluff	GA		06/25/2024		144,507							200			
1569453	Panama City Beach	FL		06/26/2024		37,204							56			
1093417	San Antonio	TX		08/09/2023		57,593							159			
1093387	San Bernardino	CA		08/09/2023		122,070							320			
1415792	Lincoln	AR		03/27/2024		11,525							194			
1292749	Manlius	NY		01/26/2024		66,323							136			
1232989	Wolfforth	TX		12/13/2023		165,574							279			
1233003	Ray	MI		12/13/2023		81,327							190			
1568033	Austin	TX		06/26/2024		225,277							269			
1233184	Lynchburg	VA		12/13/2023		107,587							228			
1233170	Toms River	NJ		12/13/2023		188,719							327			
1233192	Shingletown	CA		12/13/2023		89,713							190			
1224078	Nashville	TN		12/07/2023		364,467							1,023			
1095316	Brooklyn	NY		09/18/2023		138,388							311			
1250204	San Antonio	TX		12/28/2023		47,002							33			
1250187	Kansas City	MO		12/28/2023		28,023							39			
1095358	Stillwater	MIN		09/18/2023		291,507							667			
1501586	New Orleans	LA		05/28/2024		33,743							79			
1349076	Roseville	CA		03/06/2024		332,176							541			

E02.152

STATEMENT AS OF SEPTEMBER 30, 2024 OF THE First Allmerica Financial Life Insurance Company

**SCHEDULE B - PART 3**

Showing All Mortgage Loans DISPOSED, Transferred or Repaid During the Current Quarter

1 Loan Number	2 Location		4 Loan Type	5 Date Acquired	6 Disposal Date	7 Book Value/ Recorded Investment Excluding Accrued Interest Prior Year	8 Change in Book Value/Recorded Investment					14 Book Value/ Recorded Investment Excluding Accrued Interest on Disposal	15 Consid- eration	16 Foreign Exchange Gain (Loss) on Disposal	17 Realized Gain (Loss) on Disposal	18 Total Gain (Loss) on Disposal
	2 City	3 State					8 Unrealized Valuation Increase/ (Decrease)	9 Current Year's (Amortization) /Accretion	10 Current Year's Other- Than- Temporary Impairment Recognized	11 Capitalized Deferred Interest and Other	12 Total Change in Book Value (8+9-10+11)					
1415840	Lowell	AR		03/27/2024		13,401								293		
1569595	Miami	FL		06/26/2024		55,275								56		
1233103	Lancaster	NY		12/13/2023		156,212								296		
1113178	East Point	GA		10/13/2023		5,088								11		
1549180	Milwaukee	WI		06/13/2024		52,173								83		
1116919	Saint George	UT		10/13/2023		60,541								140		
1297299	Dekalb	IL		01/30/2024		41,799								41		
1232939	Alexandria	VA		12/13/2023		395,338								869		
1056173	West Hartford	CT		08/26/2022		14,730								39		
1135393	Pooler	GA		10/27/2023		5,626								11		
1417518	Springdale	AR		03/27/2024		22,477								799		
1501417	Austin	TX		05/28/2024		57,302								120		
1292810	Pembroke Pines	FL		01/26/2024		186,190								378		
1416819	Harrison	AR		03/27/2024		6,757								109		
1349006	Woodland Hills	CA		03/06/2024		316,263								1,073		
1565432	Logan	OH		06/25/2024		84,054								75		
1416046	Shawnee	OK		03/27/2024		6,663								482		
1413657	Joplin	MO		03/27/2024		3,672								242		
1290265	El Cajon	CA		01/25/2024		110,858								210		
1569393	Liberty	NY		06/26/2024		61,532								124		
1414293	Joplin	MO		03/27/2024		10,914								482		
1233101	Lodi	CA		12/13/2023		241,641								531		
1074429	Conroe	TX		03/29/2023		19,458								33		
1074158	Catasauqua	PA		03/28/2023		53,697								92		
1056259	Hagerstown	MD		08/26/2022		3,599								11		
1056280	Loveland	CO		08/26/2022		15,793								58		
1355789	Philadelphia	PA		03/08/2024		14,542								30		
1113179	Ellenton	FL		10/13/2023		6,153								99		
1224082	Cambridge	MA		12/07/2023		913,392								2,428		
1417662	Prairie Grove	AR		03/27/2024		23,126								556		
1091577	Little Ferry	NJ		07/25/2023		21,347								49		
1297403	Meriden	CT		01/30/2024		76,962								150		
1413882	Mounds	OK		03/27/2024		6,006								373		
1498545	El Reno	OK		05/16/2024		28,625								52		
1498583	Belmont	NC		05/16/2024		27,007								96		
1569323	Berwyn	IL		06/26/2024		19,538								28		
1569311	Pontiac	MI		06/26/2024		14,515								18		
1113119	Carrollton	TX		10/13/2023		10,415								21		
1412937	Ozark	AR		03/27/2024		12,720								488		
1383682	Bergenfield	NJ		03/21/2024		70,043								136		
1417546	Neosho	MO		03/27/2024		8,123								181		
1333479	Stanley	NC		02/26/2024		31,879								71		
1414670	Conway	AR		03/27/2024		7,431								238		
1414718	Tulsa	OK		03/27/2024		11,972								499		
1383605	Wesley Chapel	FL		03/21/2024		107,453								196		
1383606	San Diego	CA		03/21/2024		120,959								239		
1383623	Los Angeles (northridge Area)	CA		03/21/2024		113,773								223		
1501629	Columbus	OH		05/28/2024		23,677								55		
1415498	Shawnee	OK		03/27/2024		10,887								267		
1415541	Jonesboro	AR		03/27/2024		50,242								1,254		
1297361	Detroit	MI		01/30/2024		42,896								84		

E02.153

STATEMENT AS OF SEPTEMBER 30, 2024 OF THE First Allmerica Financial Life Insurance Company

**SCHEDULE B - PART 3**

Showing All Mortgage Loans DISPOSED, Transferred or Repaid During the Current Quarter

1 Loan Number	2 Location		4 Loan Type	5 Date Acquired	6 Disposal Date	7 Book Value/ Recorded Investment Excluding Accrued Interest Prior Year	8 Change in Book Value/Recorded Investment					14 Book Value/ Recorded Investment Excluding Accrued Interest on Disposal	15 Consid- eration	16 Foreign Exchange Gain (Loss) on Disposal	17 Realized Gain (Loss) on Disposal	18 Total Gain (Loss) on Disposal
	2 City	3 State					8 Unrealized Valuation Increase/ (Decrease)	9 Current Year's (Amortization) /Accretion	10 Current Year's Other- Than- Temporary Impairment Recognized	11 Capitalized Deferred Interest and Other	12 Total Change in Book Value (8+9-10+11)					
1348946	Pompano Beach	FL		03/06/2024		169,480							298			
1348992	Big Bear Lake	CA		03/06/2024		142,005							308			
1056170	Boise	ID		08/26/2022		7,399							26			
1056152	Glendale	AZ		08/26/2022		16,866							55			
1390626	N Myrtle Bch	SC		03/26/2024		95,874							159			
1091719	Sanibel	FL		07/25/2023		67,831							156			
1091734	Mesquite	TX		07/25/2023		32,170							61			
1128235	Woodruff	SC		10/23/2023		35,087							75			
1135400	Riverside	CA		10/27/2023		3,851							11			
1400717	Park Ridge	IL		03/26/2024		15,718							30			
1569406	Tucson	AZ		06/26/2024		44,312							54			
1056059	Pembroke Pines	FL		08/26/2022		11,934							42			
1080393	Los Angeles	CA		05/15/2023		84,727							258			
1416323	Tahlequah	OK		03/27/2024		16,066							529			
1437242	Clinton	MS		04/10/2024		16,141							33			
1437337	Atlanta	GA		04/10/2024		38,008							80			
1094838	Fullerton	CA		09/07/2023		78,169							194			
1290369	Cypress	TX		01/25/2024		244,860							576			
1415027	Jay	OK		03/27/2024		9,282							348			
1569356	Saint Louis	MO		06/26/2024		12,549							14			
1116908	Amarillo	TX		10/13/2023		6,347							20			
1290313	Gladwyne	PA		01/25/2024		333,782							876			
1091731	Los Angeles	CA		07/25/2023		40,567							106			
1093178	McAllen	TX		08/09/2023		40,788							93			
1093179	West Islip	NY		08/09/2023		66,119							11			
1337954	Tucson	AZ		02/27/2024		23,854							32			
1569054	Gloversville	NY		06/26/2024		22,812							29			
1383651	Boca Raton	FL		03/21/2024		20,465							39			
1056147	Lubbock	TX		08/26/2022		5,122							18			
1090733	Los Angeles	CA		07/12/2023		233,034							591			
1209799	Denison	TX		11/29/2023		90,784							211			
1078920	McFarland	WI		05/09/2023		54,617							22,542			
1232970	Staten Island	NY		12/13/2023		171,618							133,952			
1093193	Cape Coral	FL		08/09/2023		70,988							180			
1113136	Anaheim	CA		10/13/2023		18,843							45			
1080169	San Rafael	CA		05/15/2023		149,284							345			
1512078	Trenton	NJ		05/23/2024		24,716							51			
1337740	Glendale	CA		02/27/2024		181,331							744			
1272133	Houston	TX		01/09/2024		73,014							262			
1135396	Miami	FL		10/27/2023		20,356							45			
1250131	Pensacola Beach	FL		12/28/2023		51,060							149			
1250132	Antioch	TN		12/28/2023		49,868							70			
1243539	Jacksonville	FL		12/21/2023		228,008							449			
1549063	Graham	NC		06/13/2024		60,512							135			
1549170	Laveen	AZ		06/13/2024		50,027							101			
1498641	Tallahassee	FL		05/16/2024		12,862							22			
1094774	Gallinburg	TN		09/07/2023		86,213							200			
1094785	Greeley	CO		09/07/2023		12,071							18			
1339866	Olympia	WA		02/28/2024		143,078							915			
1091603	Marco Island	FL		07/25/2023		60,075							138			
1290984	Kew Gardens Hills	NY		01/25/2024		355,307							732			

E02.154

STATEMENT AS OF SEPTEMBER 30, 2024 OF THE First Allmerica Financial Life Insurance Company

**SCHEDULE B - PART 3**

Showing All Mortgage Loans DISPOSED, Transferred or Repaid During the Current Quarter

1 Loan Number	2 Location		4 Loan Type	5 Date Acquired	6 Disposal Date	7 Book Value/ Recorded Investment Excluding Accrued Interest Prior Year	8 Change in Book Value/Recorded Investment					14 Book Value/ Recorded Investment Excluding Accrued Interest on Disposal	15 Consid- eration	16 Foreign Exchange Gain (Loss) on Disposal	17 Realized Gain (Loss) on Disposal	18 Total Gain (Loss) on Disposal	
	2 City	3 State					8 Unrealized Valuation Increase/ (Decrease)	9 Current Year's (Amortization) /Accretion	10 Current Year's Other- Than- Temporary Impairment Recognized	11 Capitalized Deferred Interest and Other	12 Total Change in Book Value (8+9-10+11)						13 Total Foreign Exchange Change in Book Value
1329293	Santa Barbara	CA		02/23/2024		28,771											63
1209759	Farmingdale	NY		11/29/2023		85,397											361
1418770	Detroit	MI		03/28/2024		13,149											31
1498616	Akron	OH		05/16/2024		9,395											14
1290814	Saint Paul	MINN		01/25/2024		257,609											499
1383757	Paterson	NJ		03/21/2024		38,568											76
1337975	Elberton	GA		02/27/2024		12,098											22
1292806	Knoxville	TN		01/26/2024		136,993											278
1414171	Wichita	KS		03/27/2024		11,894											734
1414193	Poteau	OK		03/27/2024		4,554											210
1416173	Morrilton	AR		03/27/2024		10,200											225
1417257	Rogers	AR		03/27/2024		16,749											429
1512161	Rialto	CA		05/23/2024		89,969											311
1437178	Marina Del Rey	CA		04/10/2024		229,412											540
1250634	Simi Valley	CA		12/28/2023		145,194											306
1290380	Los Angeles	CA		01/25/2024		302,146											613
1415814	Lindsay	OK		03/27/2024		16,503											445
1415909	Broken Arrow	OK		03/27/2024		42,770											968
1093404	Port Hueneme	CA		08/09/2023		97,505											311
1437475	Perris	CA		04/10/2024		64,566											162
1383778	Newark	DE		03/21/2024		19,804											46
1400740	Chicago	IL		03/26/2024		37,598											76
1414306	Tulsa	OK		03/27/2024		27,356											1,105
1337745	Robbinsville	NC		02/27/2024		38,639											2,969
1250456	Huntington Beach	CA		12/28/2023		240,194											8,639
1085903	Naples	FL		05/25/2023		86,019											115
1224129	Phoenix	AZ		12/07/2023		471,498											1,301
1498569	Lyons	IL		05/16/2024		25,404											56
1498567	Delray Beach	FL		05/16/2024		24,384											238
1417217	Centerton	AR		03/27/2024		17,861											382
1074418	Columbia	SC		03/29/2023		27,229											69
1074443	Modesto	CA		03/29/2023		37,698											54
1068733	Quincy	MA		04/18/2023		32,713											55
1501546	Port Saint Lucie	FL		05/28/2024		49,901											115
1088617	The Dalles	OR		06/28/2023		255,670											546
1135313	San Antonio	TX		10/27/2023		4,204											7
1086597	Dallas	TX		06/08/2023		43,395											147
1416221	Idabel	OK		03/27/2024		23,001											674
1414762	Broken Arrow	OK		03/27/2024		11,610											401
1390738	Naples	FL		03/26/2024		104,760											255
1113196	Boca Raton	FL		10/13/2023		11,151											24
1093302	Mabank	TX		08/09/2023		37,888											83
1135298	Coral Gables	FL		10/27/2023		9,154											21
1224104	Venice	FL		12/07/2023		277,391											713
1416461	Shawnee	OK		03/27/2024		21,824											349
1292757	Lake Ozark	MO		01/26/2024		182,682											1,227
1416709	Fayetteville	AR		03/27/2024		28,827											613
1569298	Santa Ana	CA		06/26/2024		154,908											316
1549057	Riverdale	MD		06/13/2024		81,596											120
1355956	Big Pine Key	FL		03/08/2024		61,011											109
1349069	Port St Lucie	FL		03/06/2024		87,273											210

E02.155

STATEMENT AS OF SEPTEMBER 30, 2024 OF THE First Allmerica Financial Life Insurance Company

**SCHEDULE B - PART 3**

Showing All Mortgage Loans DISPOSED, Transferred or Repaid During the Current Quarter

1 Loan Number	2 Location		4 Loan Type	5 Date Acquired	6 Disposal Date	7 Book Value/ Recorded Investment Excluding Accrued Interest Prior Year	8 Change in Book Value/Recorded Investment					14 Book Value/ Recorded Investment Excluding Accrued Interest on Disposal	15 Consid- eration	16 Foreign Exchange Gain (Loss) on Disposal	17 Realized Gain (Loss) on Disposal	18 Total Gain (Loss) on Disposal	
	2 City	3 State					8 Unrealized Valuation Increase/ (Decrease)	9 Current Year's (Amortization) /Accretion	10 Current Year's Other- Than- Temporary Impairment Recognized	11 Capitalized Deferred Interest and Other	12 Total Change in Book Value (8+9-10+11)						13 Total Foreign Exchange Change in Book Value
1390769	Nevada City	CA		03/26/2024		116,536										251	
1501683	La Canada Flintridge	CA		05/28/2024		608,564										1,465	
1383510	Panama City Beach	FL		03/21/2024		142,501										289	
1413276	Bentonville	AR		03/27/2024		4,972										469	
1416409	Columbia	MO		03/27/2024		12,825										189	
1416482	Pineville	MO		03/27/2024		5,227										216	
1415407	Springdale	AR		03/27/2024		11,524										276	
1569558	Yakima	WA		06/26/2024		48,674										68	
1549243	Visalia	CA		06/13/2024		43,478										90	
1290982	Sanford	FL		01/25/2024		66,661										77	
1290891	Glendale	AZ		01/25/2024		106,508										300	
1290887	Greenlawn	NY		01/25/2024		189,895										417	
1555779	Riverdale	GA		06/18/2024		16,931										30	
1290991	Winter Park	FL		01/25/2024		108,820										104	
1491354	Rigby	ID		05/10/2024		84,379										174	
1413052	Springdale	AR		03/27/2024		5,338										861	
1297206	Corpus Christi	TX		01/30/2024		50,737										130	
1414589	Fayetteville	AR		03/27/2024		16,817										584	
1414397	Mountain Home	AR		03/27/2024		17,522										694	
1549134	Chapel Hill	TN		06/13/2024		31,032										69	
1250241	Corryton	TN		12/28/2023		28,744										62	
1250267	Arrowbear Lake	CA		12/28/2023		44,896										88	
1498556	Dayton	OH		05/16/2024		8,751										13	
1498564	Lehigh Acres	FL		05/16/2024		35,094										58	
1113219	Bridgeport	CT		10/13/2023		6,340										12	
1272128	Chowchilla	CA		01/09/2024		81,479										158	
1338114	Bradenton	FL		02/27/2024		12,865										19	
1338123	Lincoln	NH		02/27/2024		51,987										94	
1383711	Covington	KY		03/21/2024		12,436										25	
1297572	Lockhart	TX		01/30/2024		182,244										383	
1094223	North Little Rock	AR		08/28/2023		20,535										51	
1188871	Scottsdale	AZ		11/21/2023		169,064										368	
1091707	Indio	CA		07/25/2023		19,915										37	
1416481	Lowell	AR		03/27/2024		22,847										502	
1290986	Gallatin	TN		01/25/2024		75,967										162	
1272145	Melbourne	FL		01/09/2024		230,622										447	
1418834	Sevierville	TN		03/28/2024		169,650										324	
1414592	Dover	AR		03/27/2024		24,093										809	
1250372	Western Springs	IL		12/28/2023		319,452										608	
1250395	Stroudsburg	PA		12/28/2023		62,648										244	
1297420	Cape Coral	FL		01/30/2024		86,290										195	
1056332	Tuscaloosa	AL		08/26/2022		6,961										27	
1250398	Grant Valkaria	FL		12/28/2023		247,392										458	
1416706	Russellville	AR		03/27/2024		5,807										294	
1224062	San Diego	CA		12/07/2023		888,994										2,495	
1250550	Middle Village	NY		12/28/2023		176,397										717	
1088950	Davenport	FL		06/28/2023		42,121										73	
1415457	Rogers	AR		03/27/2024		27,085										629	
1091617	Fort Lauderdale	FL		07/25/2023		57,212										121	
1091650	Fort Walton Beach	FL		07/25/2023		17,347										36	
1292908	Grandview	TX		01/26/2024		347,897										899	

E02.156

STATEMENT AS OF SEPTEMBER 30, 2024 OF THE First Allmerica Financial Life Insurance Company

**SCHEDULE B - PART 3**

Showing All Mortgage Loans DISPOSED, Transferred or Repaid During the Current Quarter

1 Loan Number	2 Location		4 Loan Type	5 Date Acquired	6 Disposal Date	7 Book Value/ Recorded Investment Excluding Accrued Interest Prior Year	8 Change in Book Value/Recorded Investment					14 Book Value/ Recorded Investment Excluding Accrued Interest on Disposal	15 Consid- eration	16 Foreign Exchange Gain (Loss) on Disposal	17 Realized Gain (Loss) on Disposal	18 Total Gain (Loss) on Disposal
	2 City	3 State					8 Unrealized Valuation Increase/ (Decrease)	9 Current Year's (Amortization) /Accretion	10 Current Year's Other- Than- Temporary Impairment Recognized	11 Capitalized Deferred Interest and Other	12 Total Change in Book Value (8+9-10+11)					
1055906	Ellenville	NY		08/26/2022		6,864								20		
1416989	Tulsa	OK		03/27/2024		16,138								340		
1418921	Miami	FL		03/28/2024		64,855								135		
1413263	North Little Rock	AR		03/27/2024		6,563								485		
1491256	Bryson City	NC		05/10/2024		158,040								327		
1498621	Saint Louis	MO		05/16/2024		8,965								15		
1074117	Thornton	CO		03/28/2023		57,432								126		
1339872	Tabernash	CO		02/28/2024		181,219								410		
1272071	Del Rey Oaks	CA		01/09/2024		377,323								763		
1074089	Magnolia	TX		03/28/2023		19,978								898		
1090802	Euclid	OH		07/12/2023		20,254								49		
1329261	Buda	TX		02/23/2024		46,828								130		
1093285	Powder Springs	GA		08/09/2023		40,151								57		
1093993	Honolulu	HI		08/17/2023		472,531								3,907		
1093995	Bonita	CA		08/17/2023		403,419								1,577		
1094008	Lubbock	TX		08/17/2023		89,087								213		
1415123	Sapulpa	OK		03/27/2024		4,755								399		
1091394	Berwyn	IL		07/24/2023		225,035								480		
1290902	Rosedale	NY		01/25/2024		126,774								238		
1290912	Springfield	IL		01/25/2024		57,065								139		
1349038	Pembroke Pines	FL		03/06/2024		148,363								349		
1337879	Las Vegas	NV		02/27/2024		14,864								24		
1416726	Garfield	AR		03/27/2024		24,800								594		
1418924	Baltimore	MD		03/28/2024		13,928								23		
1418916	Orange	CA		03/28/2024		72,203								170		
1418904	Anaheim	CA		03/28/2024		48,322								98		
1234862	Park City	UT		12/14/2023		649,668								1,572		
1417429	Jerusalem	AR		03/27/2024		8,246								117		
1290816	Philadelphia	PA		01/25/2024		105,829								73		
1383659	Selden	NY		03/21/2024		38,611								86		
1076619	Miami	FL		04/21/2023		246,916								562		
1437294	Richmond	CA		04/10/2024		61,216								132		
1307493	Pooler	GA		02/08/2024		103,715								200		
1307505	Yonkers	NY		02/08/2024		99,914								192		
1292862	Orlando	FL		01/26/2024		149,398								577		
1086588	Friendswood	TX		06/08/2023		1,016,477								623		
1565502	Seattle	WA		06/25/2024		303,132								607		
1056117	Riverside	NJ		08/26/2022		4,755								19		
1549074	Orange	CA		06/13/2024		309,523								4,038		
1549278	Broussard	LA		06/13/2024		38,686								1,538		
1085884	Whittier	CA		05/25/2023		42,555								310		
1250416	Nutley	NJ		12/28/2023		111,506								184		
1338124	Snellville	GA		02/27/2024		17,991								50		
1383546	San Antonio	TX		03/21/2024		32,018								66		
1297250	Auburn	NY		01/30/2024		55,701								106		
1297253	Albuquerque	NM		01/30/2024		187,441								358		
1290842	Orlando	FL		01/25/2024		56,511								103		
1297224	St. Petersburg	FL		01/30/2024		81,409								154		
1297212	Hartford	CT		01/30/2024		67,909								130		
1094266	Atlanta	FL		08/28/2023		125,498								301		
1413496	Bentonville	AR		03/27/2024		3,296								217		

E02.157

STATEMENT AS OF SEPTEMBER 30, 2024 OF THE First Allmerica Financial Life Insurance Company

**SCHEDULE B - PART 3**

Showing All Mortgage Loans DISPOSED, Transferred or Repaid During the Current Quarter

1 Loan Number	2 Location		4 Loan Type	5 Date Acquired	6 Disposal Date	7 Book Value/ Recorded Investment Excluding Accrued Interest Prior Year	8 Change in Book Value/Recorded Investment					14 Book Value/ Recorded Investment Excluding Accrued Interest on Disposal	15 Consid- eration	16 Foreign Exchange Gain (Loss) on Disposal	17 Realized Gain (Loss) on Disposal	18 Total Gain (Loss) on Disposal
	2 City	3 State					8 Unrealized Valuation Increase/ (Decrease)	9 Current Year's (Amortization) /Accretion	10 Current Year's Other- Than- Temporary Impairment Recognized	11 Capitalized Deferred Interest and Other	12 Total Change in Book Value (8+9-10+11)					
1383700	Deerfield Beach	FL		03/21/2024		129,374								249		
1383736	Loxahatchee	FL		03/21/2024		57,255								128		
1383745	Mobile	AL		03/21/2024		21,178								39		
1383805	North Port	FL		03/21/2024		56,725								120		
1088641	Weston	FL		06/28/2023		137,096								352		
1250565	Powell	OH		12/28/2023		131,026								232		
1294226	Norwich	CT		01/29/2024		35,525								72		
1297208	Anchorage	AK		01/30/2024		169,117								370		
1113218	Key Largo	FL		10/13/2023		9,620								18		
1331671	Coral Springs	FL		02/26/2024		70,286								153		
1349000	Fayetteville	GA		03/06/2024		52,892								146		
1349004	Wilsonville	OR		03/06/2024		204,328								573		
1349018	Parkland	FL		03/06/2024		294,087								1,409		
1349041	Longs	SC		03/06/2024		109,883								197		
1076186	Wilmette	IL		04/27/2023		21,071								50		
1417582	Mayflower	AR		03/27/2024		15,848								568		
1416496	Springfield	MO		03/27/2024		15,284								547		
1491367	Chelmsford	MA		05/10/2024		156,181								301		
1415540	Wyandotte	OK		03/27/2024		3,156								178		
1415592	Broken Arrow	OK		03/27/2024		15,528								354		
1234884	Watertown	MA		12/14/2023		504,283								1,174		
1417340	Talala	OK		03/27/2024		25,921								541		
1417410	Conway	MO		03/27/2024		7,832								163		
1415858	Berryville	AR		03/27/2024		7,559								189		
1498408	Albany	NY		05/16/2024		32,573								57		
1390727	Lehigh Acres	FL		03/26/2024		48,206								110		
1383739	Miami	FL		03/21/2024		62,344								133		
1383750	Orlando	FL		03/21/2024		30,878								67		
1437279	Decatur	GA		04/10/2024		22,225								59		
1307598	Farmingville	NY		02/08/2024		181,767								318		
1339878	La Jolla	CA		02/28/2024		359,535								834		
1360368	Lansing	MI		03/11/2024		12,880								30		
1416520	Hot Springs	AR		03/27/2024		39,053								858		
1415429	Overland Park	KS		03/27/2024		16,171								438		
1356034	Boca Raton	FL		03/08/2024		59,367								134		
1356041	Bartlett	TN		03/08/2024		51,073								280		
1297338	Cambridge	MD		01/30/2024		47,780								89		
1390620	Pittsburg	CA		03/26/2024		40,752								73		
1437187	Metairie	LA		04/10/2024		78,822								70		
1250477	North Hollywood	CA		12/28/2023		124,713								464		
1437230	Suffern	NY		04/10/2024		50,294								103		
1413739	Berryville	AR		03/27/2024		2,302								153		
1413803	Tulsa	OK		03/27/2024		1,428								84		
1390801	Saint Albans	NY		03/26/2024		68,613								130		
1418818	Columbus	OH		03/28/2024		16,785								34		
1418985	Palatine	IL		03/28/2024		18,726								164		
1113202	Los Angeles	CA		10/13/2023		10,771								26		
1094174	Gainesville	GA		08/28/2023		52,328								158		
1224154	Berwyn	PA		12/07/2023		327,255								917		
1355845	Denton	TX		03/08/2024		25,697								57		
1116912	Boerne	TX		10/13/2023		8,274								107		

E02.158

STATEMENT AS OF SEPTEMBER 30, 2024 OF THE First Allmerica Financial Life Insurance Company

**SCHEDULE B - PART 3**

Showing All Mortgage Loans DISPOSED, Transferred or Repaid During the Current Quarter

1 Loan Number	2 Location		4 Loan Type	5 Date Acquired	6 Disposal Date	7 Book Value/ Recorded Investment Excluding Accrued Interest Prior Year	8 Change in Book Value/Recorded Investment					14 Book Value/ Recorded Investment Excluding Accrued Interest on Disposal	15 Consid- eration	16 Foreign Exchange Gain (Loss) on Disposal	17 Realized Gain (Loss) on Disposal	18 Total Gain (Loss) on Disposal	
	2 City	3 State					8 Unrealized Valuation Increase/ (Decrease)	9 Current Year's (Amortization) /Accretion	10 Current Year's Other- Than- Temporary Impairment Recognized	11 Capitalized Deferred Interest and Other	12 Total Change in Book Value (8+9-10+11)						13 Total Foreign Exchange Change in Book Value
1437291	Fern Park	FL		04/10/2024		41,381											.91
1414103	Roland	OK		03/27/2024		4,587											456
1094234	Brick	NJ		08/28/2023		79,268											193
1414672	Edmond	OK		03/27/2024		5,007											372
1095360	Schaumburg	IL		09/18/2023		152,069											373
1250158	Bronx	NY		12/28/2023		165,185											342
1250150	Goose Creek	SC		12/28/2023		56,119											115
1209738	Levittown	NY		11/29/2023		124,036											288
1415291	Springdale	AR		03/27/2024		33,599											777
1414804	Conway	AR		03/27/2024		6,050											223
1356091	Jacksonville	FL		03/08/2024		30,816											.66
1416268	Norman	OK		03/27/2024		14,473											326
1416324	Fort Gibson	OK		03/27/2024		27,858											780
1250622	Springfield	GA		12/28/2023		65,859											141
1272121	Martinsville	VA		01/09/2024		66,632											1,201
1565395	Homestead	FL		06/25/2024		132,253											406
1565387	Lake Stevens	WA		06/25/2024		78,391											106
1565452	Palm Coast	FL		06/25/2024		44,832											108
1243573	Naperville	IL		12/21/2023		673,701											1,355
1091383	Waynesboro	PA		07/24/2023		135,020											329
1292745	Port Charlotte	FL		01/26/2024		92,267											140
1569513	Aberdeen	MD		06/26/2024		44,848											58
1355911	(playa Del Rey Area) Los Angeles	CA		03/08/2024		147,964											372
1329309	Fairfield	CA		02/23/2024		112,438											218
1415304	Springdale	AR		03/27/2024		13,446											376
1290844	Valrico	FL		01/25/2024		62,841											339
1355910	Fort Lauderdale	FL		03/08/2024		113,854											225
1290909	Taylor	MI		01/25/2024		39,632											88
1290911	Baltimore	MD		01/25/2024		47,581											71
1093264	Iowa	LA		08/09/2023		32,510											463
1349079	Canyon Lake	CA		03/06/2024		196,535											1,828
1349008	Los Angeles	CA		03/06/2024		1,065,560											2,354
1337866	Orlando	FL		02/27/2024		27,349											53
1416732	Fort Smith	AR		03/27/2024		15,617											337
1418927	Bronx	NY		03/28/2024		15,235											33
1307555	Reseda	CA		02/08/2024		136,738											272
1349110	Pompano Beach	FL		03/06/2024		186,763											414
1116913	Bronx	NY		10/13/2023		11,136											27
1234905	Chula Vista	CA		12/14/2023		579,264											1,406
1415297	Russellville	AR		03/27/2024		3,761											113
1086637	Apple Valley	CA		06/08/2023		138,140											368
1113177	Parrish	FL		10/13/2023		7,911											20
1400752	Montgomery	AL		03/26/2024		15,916											27
1250403	Englewood Cliffs	NJ		12/28/2023		403,076											791
1400682	San Clemente	CA		03/26/2024		179,901											301
1094896	Nicholasville	KY		09/07/2023		44,789											106
1339880	Bend	OR		02/28/2024		310,280											657
1549207	Des Moines	IA		06/13/2024		23,550											44
1113127	Pensacola	FL		10/13/2023		5,586											9
1337787	Ontario	CA		02/27/2024		130,300											277
1135264	Boerne	TX		10/27/2023		8,761											16

E02.159



STATEMENT AS OF SEPTEMBER 30, 2024 OF THE First Allmerica Financial Life Insurance Company

**SCHEDULE B - PART 3**

Showing All Mortgage Loans DISPOSED, Transferred or Repaid During the Current Quarter

1 Loan Number	2 Location		4 Loan Type	5 Date Acquired	6 Disposal Date	7 Book Value/ Recorded Investment Excluding Accrued Interest Prior Year	8 Change in Book Value/Recorded Investment					14 Book Value/ Recorded Investment Excluding Accrued Interest on Disposal	15 Consid- eration	16 Foreign Exchange Gain (Loss) on Disposal	17 Realized Gain (Loss) on Disposal	18 Total Gain (Loss) on Disposal
	2 City	3 State					8 Unrealized Valuation Increase/ (Decrease)	9 Current Year's (Amortization) /Accretion	10 Current Year's Other- Than- Temporary Impairment Recognized	11 Capitalized Deferred Interest and Other	12 Total Change in Book Value (8+9-10+11)					
1413055	Bella Vista	AR		03/27/2024		829								386		
1297268	Saint Louis	MO		01/30/2024		39,436								69		
1390718	Cape Coral	FL		03/26/2024		45,850								99		
1290297	Hernando Beach	FL		01/25/2024		40,088							10,583			
1056240	Worcester	MA		08/26/2022		24,908								77		
1096592	Maspeeth	NY		09/25/2023		320,180								678		
1093396	Sherman Oaks	CA		08/09/2023		258,448								1,501		
1418838	Allen	TX		03/28/2024		28,273								70		
1418766	Babson Park	FL		03/28/2024		17,752								35		
1135273	Simi Valley	CA		10/27/2023		22,096								54		
1400788	Chicago	IL		03/26/2024		30,384								193		
1080445	Temecula	CA		05/15/2023		108,824								293		
1339943	Royal Palm Beach	FL		02/28/2024		193,210								454		
1569055	Trumbull	CT		06/26/2024		214,763								306		
1565594	Midland	TX		06/25/2024		146,180								323		
1565636	Los Angeles	CA		06/25/2024		194,410								242		
1074645	Estero	FL		04/28/2023		155,579								351		
1233030	Houston	TX		12/13/2023		170,707								376		
1400728	Hialeah	FL		03/26/2024		31,024								66		
1400701	Mount Laurel	NJ		03/26/2024		52,810								107		
1491158	Irvington	NJ		05/10/2024		62,245								134		
1491163	Goose Creek	SC		05/10/2024		24,572								50		
1413779	Farmington Hills	MI		03/27/2024		14,176								731		
1565423	Sarasota	FL		06/25/2024		47,711								70		
1329175	Pittsfield	MA		02/23/2024		18,697								32		
1297493	Knoxville	TN		01/30/2024		77,485								164		
1413516	Nixa	MO		03/27/2024		8,239								601		
1338088	Philadelphia	PA		02/27/2024		29,263								50		
1413302	Russellville	AR		03/27/2024		4,728								383		
1569594	North Bay Village	FL		06/26/2024		48,006								54		
1329282	Waterville	ME		02/23/2024		40,488								85		
1116866	New Britain	CT		10/13/2023		6,484								16		
1297205	Asheville	NC		01/30/2024		173,099								341		
1390634	Columbus	GA		03/26/2024		18,456								43		
1078880	Largo	FL		05/09/2023		305,389								1,497		
1348868	Rockaway Park	NY		03/06/2024		250,056								509		
1491260	San Ysidro	CA		05/10/2024		43,253								101		
1418860	Indianapolis	IN		03/28/2024		39,857								94		
1113173	Boston	MA		10/13/2023		17,191								4		
1569452	Shelby	NC		06/26/2024		20,517								35		
1086006	Monticello	ME		05/25/2023		7,760								13		
1086560	Tracy	CA		06/08/2023		201,709								547		
1416881	Neosho	MO		03/27/2024		43,023								941		
1418806	Houston	TX		03/28/2024		16,640								37		
1055867	Bedford	OH		08/26/2022		7,638								25		
1355924	Miramar Beach	FL		03/08/2024		54,546								129		
1400746	Parkland	FL		03/26/2024		148,781								336		
1413381	Springfield	MO		03/27/2024		17,734								1,056		
1413391	Miami	OK		03/27/2024		15,777								1,054		
1501668	Coeur D Alene	ID		05/28/2024		97,155								152		
1414615	Springfield	MO		03/27/2024		6,401								296		

E02.160

STATEMENT AS OF SEPTEMBER 30, 2024 OF THE First Allmerica Financial Life Insurance Company

**SCHEDULE B - PART 3**

Showing All Mortgage Loans DISPOSED, Transferred or Repaid During the Current Quarter

1 Loan Number	2 Location		4 Loan Type	5 Date Acquired	6 Disposal Date	7 Book Value/ Recorded Investment Excluding Accrued Interest Prior Year	8 Change in Book Value/Recorded Investment					14 Book Value/ Recorded Investment Excluding Accrued Interest on Disposal	15 Consid- eration	16 Foreign Exchange Gain (Loss) on Disposal	17 Realized Gain (Loss) on Disposal	18 Total Gain (Loss) on Disposal
	2 City	3 State					8 Unrealized Valuation Increase/ (Decrease)	9 Current Year's (Amortization) /Accretion	10 Current Year's Other- Than- Temporary Impairment Recognized	11 Capitalized Deferred Interest and Other	12 Total Change in Book Value (8+9-10+11)					
1414687	Lawton	OK		03/27/2024		2,027								181		
1329275	Weston	FL		02/23/2024		76,801								126		
1416473	Conway	AR		03/27/2024		18,338								398		
1297658	Naples	FL		01/30/2024		85,105								340		
1416619	Poteau	OK		03/27/2024		7,300								150		
1416560	Fayetteville	AR		03/27/2024		14,015								289		
1415047	Mountain Home	AR		03/27/2024		10,734								294		
1549053	Wurtsboro	NY		06/13/2024		23,558								44		
1292776	East Quogue	NY		01/26/2024		108,792								300		
1199510	North Las Vegas	NV		11/21/2023		98,449								189		
1549269	Waianae	HI		06/13/2024		231,674								410		
1418920	Multiple Properties	NC		03/28/2024		17,567								38		
1074118	White City	OR		03/28/2023		147,071								305		
1113089	Homestead	FL		10/13/2023		8,525								18		
1135388	Charlotte	NC		10/27/2023		13,856								40		
1233008	Waddell	AZ		12/13/2023		429,688								929		
1413891	Oklahoma City	OK		03/27/2024		3,220								359		
1413905	Springdale	AR		03/27/2024		15,677								705		
1349084	Destin	FL		03/06/2024		231,179								743		
1337969	Portsmouth	VA		02/27/2024		18,908								51		
1243565	Lakewood Ranch	FL		12/21/2023		1,287,100								2,464		
1355931	Baltimore	MD		03/08/2024		14,717								28		
1356106	Oceanside	CA		03/08/2024		81,980								1,738		
1292853	Coral Springs	FL		01/26/2024		287,535								397		
1416749	Little Rock	AR		03/27/2024		40,435								880		
1415022	Gravette	AR		03/27/2024		3,604								185		
1356078	Ocoee	FL		03/08/2024		62,328								114		
1329259	San Antonio	FL		02/23/2024		24,169								53		
1383729	Coral Springs	FL		03/21/2024		12,682								20		
1066486	Phoenix	AZ		11/22/2022		50,518								148		
1067179	Spring	TX		12/22/2022		25,337								62		
1569351	Saint Louis	MO		06/26/2024		14,768								20		
1093328	Aynor	SC		08/09/2023		29,652								72		
1056188	Rocklin	CA		08/26/2022		17,840								60		
1569249	Cumberland	RI		06/26/2024		54,729								138		
1569262	Charleston	SC		06/26/2024		64,114								139		
1088702	Rancho Cucamonga	CA		06/28/2023		636,712								1,551		
1076647	Philadelphia	PA		04/21/2023		28,579								93		
1088942	Burbank	CA		06/28/2023		92,173								339		
1090092	Mount Vernon	IL		06/30/2023		155,636								237		
1307506	Dana Point	CA		02/08/2024		451,051								900		
1333468	Reseda	CA		02/26/2024		65,230								149		
1337921	Silver Spring	MD		02/27/2024		15,820								29		
1243550	Rancho Mission Viejo	CA		12/21/2023		324,856								693		
1501365	The Woodlands	TX		05/28/2024		42,321								68		
1412925	Bentonville	AR		03/27/2024		5,367								248		
1437444	Miami	FL		04/10/2024		63,332								144		
1086620	Lynwood	CA		06/08/2023		281,450								1		
1090822	Lagrange	GA		07/12/2023		40,211								100		
1549274	Visalia	CA		06/13/2024		43,064								86		
1329244	Hot Springs	AR		02/23/2024		14,914								21		

E02.161

STATEMENT AS OF SEPTEMBER 30, 2024 OF THE First Allmerica Financial Life Insurance Company

**SCHEDULE B - PART 3**

Showing All Mortgage Loans DISPOSED, Transferred or Repaid During the Current Quarter

1 Loan Number	2 Location		4 Loan Type	5 Date Acquired	6 Disposal Date	7 Book Value/ Recorded Investment Excluding Accrued Interest Prior Year	8 Change in Book Value/Recorded Investment					14 Book Value/ Recorded Investment Excluding Accrued Interest on Disposal	15 Consid- eration	16 Foreign Exchange Gain (Loss) on Disposal	17 Realized Gain (Loss) on Disposal	18 Total Gain (Loss) on Disposal
	2 City	3 State					8 Unrealized Valuation Increase/ (Decrease)	9 Current Year's (Amortization) /Accretion	10 Current Year's Other- Than- Temporary Impairment Recognized	11 Capitalized Deferred Interest and Other	12 Total Change in Book Value (8+9-10+11)					
1085891	Milpitas	CA		05/25/2023		93,392								231		
1116862	Palm Springs	CA		10/13/2023		27,051								67		
1390798	Newton	NJ		03/26/2024		25,753								58		
1569250	Pine Hill	NJ		06/26/2024		43,366								423		
1569274	Glendale	CA		06/26/2024		77,019								205		
1415152	Tulsa	OK		03/27/2024		9,994								255		
1297249	Auburn	NY		01/30/2024		47,787								77		
1549300	Fort Lauderdale	FL		06/13/2024		47,618								93		
1569200	West Haven	CT		06/26/2024		51,092								74		
1297392	Kansas City	MO		01/30/2024		46,628								73		
1569125	Spokane	WA		06/26/2024		131,666								207		
1437334	Chino Hills	CA		04/10/2024		52,966								82		
1349050	Malta	MT		03/06/2024		140,408								273		
1491364	San Diego	CA		05/10/2024		120,389								227		
1087340	Philadelphia	PA		06/21/2023		111,937								250		
1337831	Green Bay	WI		02/27/2024		13,071								26		
1417394	Cotter	AR		03/27/2024		7,567								160		
1290429	Beaumont	TX		01/25/2024		80,172								378		
1414639	Branson	MO		03/27/2024		16,795								549		
1297252	Reading	PA		01/30/2024		151,390								227		
1337744	Perris	CA		02/27/2024		23,999								27		
1437293	Studio City	CA		04/10/2024		97,513								206		
1076148	Springboro	OH		04/27/2023		70,370								133		
1087365	Westlake	FL		06/21/2023		274,908								692		
1096648	Redlands	CA		09/27/2023		178,380								352		
1569503	Fort Oglethorpe	GA		06/26/2024		51,300								197		
1569550	Las Vegas	NV		06/26/2024		45,779								134		
1076150	Chino	CA		04/27/2023		76,617								149		
1355949	Charlotte	NC		03/08/2024		24,317								286		
1416810	Ozark	AR		03/27/2024		38,010								816		
1417194	Little Rock	AR		03/27/2024		87,879								1,886		
1417267	Fort Smith	AR		03/27/2024		10,564								224		
1093937	Montebello	CA		08/17/2023		96,074								396		
1565592	Carrollton	TX		06/25/2024		81,267								78		
1329214	Saint Augustine	FL		02/23/2024		31,640								59		
1199555	Monroe	NJ		11/21/2023		83,780								200		
1565629	Burlingame	CA		06/25/2024		410,153								552		
1414956	Tulsa	OK		03/27/2024		5,385								139		
1418837	Coconut Creek	FL		03/28/2024		225,986								371		
1400691	Joshua	TX		03/26/2024		60,725								95		
1329192	Oceanside	CA		02/23/2024		207,442								391		
1498563	Cleveland	OH		05/16/2024		7,382								14		
1498607	Wilkes-barre	PA		05/16/2024		17,166								29		
1498593	Lubbock	TX		05/16/2024		19,274								43		
1076103	Pipersville	PA		04/27/2023		13,294								54		
1549126	Louisville	KY		06/13/2024		26,381								47		
1337847	Westland	MI		02/27/2024		12,059								26		
1093190	Mabank	TX		08/09/2023		37,499								88		
1416075	Stark City	MO		03/27/2024		18,138								391		
1241759	Ovilla	TX		12/21/2023		665,509								1,582		
1250231	Paterson	NJ		12/28/2023		98,451								141		

E02.162

STATEMENT AS OF SEPTEMBER 30, 2024 OF THE First Allmerica Financial Life Insurance Company

**SCHEDULE B - PART 3**

Showing All Mortgage Loans DISPOSED, Transferred or Repaid During the Current Quarter

1 Loan Number	2 Location		4 Loan Type	5 Date Acquired	6 Disposal Date	7 Book Value/ Recorded Investment Excluding Accrued Interest Prior Year	8 Change in Book Value/Recorded Investment					14 Book Value/ Recorded Investment Excluding Accrued Interest on Disposal	15 Consid- eration	16 Foreign Exchange Gain (Loss) on Disposal	17 Realized Gain (Loss) on Disposal	18 Total Gain (Loss) on Disposal
	2 City	3 State					8 Unrealized Valuation Increase/ (Decrease)	9 Current Year's (Amortization) /Accretion	10 Current Year's Other- Than- Temporary Impairment Recognized	11 Capitalized Deferred Interest and Other	12 Total Change in Book Value (8+9-10+11)					
1565538	Fort Myers	FL		06/25/2024		99,947							153			
1400747	Omaha	NE		03/26/2024		19,374							39			
1090747	Fort Meade	FL		07/12/2023		82,162							189			
1414422	Norman	OK		03/27/2024		7,337							306			
1321917	Fayetteville	NC		02/16/2024		18,199							39			
1337966	Port Charlotte	FL		02/27/2024		28,730							53			
1417005	Rogers	AR		03/27/2024		12,165							362			
1113073	Willis	TX		10/13/2023		3,381							6			
1413647	Nixa	MO		03/27/2024		3,577							244			
1413716	Marlow	OK		03/27/2024		1,057							429			
1224125	Austin	TX		12/07/2023		445,589							1,221			
1290968	Homestead	FL		01/25/2024		101,432							185			
1056218	Chicago	IL		08/26/2022		5,847							21			
1292839	Decatur	GA		01/26/2024		72,479							151			
1349051	Lake Worth	FL		03/06/2024		57,647							136			
1074084	Jacksonville	FL		03/28/2023		19,338							60			
1413413	Norman	OK		03/27/2024		3,545							307			
1292743	Quincy	MA		01/26/2024		190,167							269			
1417155	Tulsa	OK		03/27/2024		9,509							319			
1292817	Leavenworth	KS		01/26/2024		50,832							100			
1413562	Bentonville	AR		03/27/2024		8,238							575			
1349100	Monaca	PA		03/06/2024		147,671							372			
1390804	Boca Raton	FL		03/26/2024		70,678							189			
1416543	Fort Smith	AR		03/27/2024		3,426							222			
1290957	Coral Springs	FL		01/25/2024		143,578							167			
1415039	Fayetteville	AR		03/27/2024		15,818							487			
1415077	Sugar Creek	MO		03/27/2024		2,622							69			
1069477	Pierceton	IN		02/24/2023		20,013							125			
1348838	Desert Hot Springs	CA		03/06/2024		80,328							198			
1417024	Harrison	AR		03/27/2024		8,715							295			
1307544	San Diego	CA		02/08/2024		507,942							972			
1390797	Port Orange	FL		03/26/2024		56,017							171			
1250609	Jonesboro	AR		12/28/2023		236,481							48,437			
1413400	Anderson	MO		03/27/2024		2,342							181			
1205278	Tyler	TX		11/28/2023		253,101							529			
1549312	Miami	FL		06/13/2024		99,250							187			
1418885	Brooklyn	NY		03/28/2024		40,959							89			
1307618	Mesa	AZ		02/08/2024		347,910							1,128			
1297508	Canton	OH		01/30/2024		92,320							123			
1414261	Eureka Springs	AR		03/27/2024		2,140							1,386			
1414266	Benton	AR		03/27/2024		4,752							201			
1414345	Midway	AR		03/27/2024		7,239							290			
1414382	Pryor	OK		03/27/2024		9,218							265			
1290266	Pasadena	CA		01/25/2024		135,826							259			
1088605	Denver	CO		06/28/2023		174,956							353			
1088616	Rowlett	TX		06/28/2023		79,857							3,261			
1292761	Baltimore	MD		01/26/2024		74,710							96			
1074572	West Hills	CA		03/29/2023		46,431							253			
1292772	San Antonio	TX		01/26/2024		58,732							88			
1094897	Rockwall	TX		09/07/2023		122,388							328			
1549210	Rochester	NY		06/13/2024		24,689							46			

STATEMENT AS OF SEPTEMBER 30, 2024 OF THE First Allmerica Financial Life Insurance Company

**SCHEDULE B - PART 3**

Showing All Mortgage Loans DISPOSED, Transferred or Repaid During the Current Quarter

1 Loan Number	2 Location		4 Loan Type	5 Date Acquired	6 Disposal Date	7 Book Value/ Recorded Investment Excluding Accrued Interest Prior Year	8 Change in Book Value/Recorded Investment					14 Book Value/ Recorded Investment Excluding Accrued Interest on Disposal	15 Consid- eration	16 Foreign Exchange Gain (Loss) on Disposal	17 Realized Gain (Loss) on Disposal	18 Total Gain (Loss) on Disposal
	2 City	3 State					8 Unrealized Valuation Increase/ (Decrease)	9 Current Year's (Amortization) /Accretion	10 Current Year's Other- Than- Temporary Impairment Recognized	11 Capitalized Deferred Interest and Other	12 Total Change in Book Value (8+9-10+11)					
1549094	Hampton	VA		06/13/2024		46,862										92
1549106	Arcadia	CA		06/13/2024		51,717										124
1074666	Centennial	CO		04/28/2023		128,144								85,461		
1074668	Erwin	NC		04/28/2023		36,147								49		
1568011	East Hampton	NY		06/26/2024		340,199								872		
1290413	Plano	TX		01/25/2024		113,253								290		
1338050	Pittsburg	CA		02/27/2024		45,181								93		
1292758	Saint Paul	MIN		01/26/2024		39,293								225		
1096601	North Port	FL		09/27/2023		30,340								68		
1074611	Indialantic	FL		03/29/2023		30,206								81		
1074636	Los Alamitos	CA		04/28/2023		136,329								338		
1569519	Kingston	GA		06/26/2024		42,332								56		
1290340	Pinole	CA		01/25/2024		139,562								312		
1413217	Harrison	AR		03/27/2024		12,423							1,056			
1414409	Bella Vista	AR		03/27/2024		13,349								546		
1095339	Washington	DC		09/18/2023		239,354								538		
1290860	Ontario	CA		01/25/2024		198,683								394		
1498478	Gainesville	FL		05/16/2024		30,767								63		
1498658	St. Louis	MO		05/16/2024		8,310								17		
1498683	Indianapolis	IN		05/16/2024		9,881								18		
1232962	Weston	FL		12/13/2023		263,679								594		
1415606	Rudy	AR		03/27/2024		13,331								313		
1250333	Lebanon	TN		12/28/2023		65,144								183		
1355971	Brooklyn	NY		03/08/2024		110,665								206		
1338129	Fayetteville	NC		02/27/2024		20,905								41		
1233066	Atlanta	GA		12/13/2023		87,316								190		
1383544	Philadelphia	PA		03/21/2024		11,886								22		
1349066	Gresham	OR		03/06/2024		154,957								332		
1349074	Greenwood Village	CO		03/06/2024		535,378							1,164			
1565496	Glendale	CA		06/25/2024		303,277								451		
1565508	Lewes	DE		06/25/2024		91,729								187		
1400734	Campobello	SC		03/26/2024		32,207								94		
1501638	Casa Grande	AZ		05/28/2024		26,563								60		
1290812	Dundalk	MD		01/25/2024		43,403								84		
1569156	Pittsburgh	PA		06/26/2024		23,295								13		
1437277	Philadelphia	PA		04/10/2024		15,207								29		
1339824	Tannersville	PA		02/28/2024		93,325								744		
1292840	Ozone Park	NY		01/26/2024		235,259								361		
1074090	Las Vegas	NV		03/28/2023		19,881								41		
1383520	French Lick	IN		03/21/2024		24,923								50		
1199515	Santa Ana	CA		11/21/2023		153,958								289		
1498615	Columbia	SC		05/16/2024		26,358								115		
1498654	Ashton	IL		05/16/2024		7,518								15		
1076085	Navarre	FL		04/27/2023		55,494								117		
1096635	Garden City	GA		09/27/2023		29,223								60		
1569501	Tarpon Springs	FL		06/26/2024		33,648								57		
1090819	Jacksonville	FL		07/12/2023		32,042								107		
1549225	Raleigh	NC		06/13/2024		43,450								54		
1333476	Pennsville	NJ		02/26/2024		12,659								43		
1418863	Gibsonton	FL		03/28/2024		27,809								27		
1383793	Appleton	WI		03/21/2024		24,576								104		

E02.164

STATEMENT AS OF SEPTEMBER 30, 2024 OF THE First Allmerica Financial Life Insurance Company

**SCHEDULE B - PART 3**

Showing All Mortgage Loans DISPOSED, Transferred or Repaid During the Current Quarter

1 Loan Number	2 Location		4 Loan Type	5 Date Acquired	6 Disposal Date	7 Book Value/ Recorded Investment Excluding Accrued Interest Prior Year	8 Change in Book Value/Recorded Investment					14 Book Value/ Recorded Investment Excluding Accrued Interest on Disposal	15 Consid- eration	16 Foreign Exchange Gain (Loss) on Disposal	17 Realized Gain (Loss) on Disposal	18 Total Gain (Loss) on Disposal
	2 City	3 State					8 Unrealized Valuation Increase/ (Decrease)	9 Current Year's (Amortization) /Accretion	10 Current Year's Other- Than- Temporary Impairment Recognized	11 Capitalized Deferred Interest and Other	12 Total Change in Book Value (8+9-10+11)					
1383823	Knoxville	TN		03/21/2024		22,221										53
1085929	Lauderhill	FL		05/25/2023		7,366										10
1437200	West Palm Bch	FL		04/10/2024		125,024										260
1085967	Leesburg	FL		05/25/2023		7,706										16
1085969	Lake Havasu City	AZ		05/25/2023		10,398										24
1232950	Manteca	CA		12/13/2023		320,966										671
1416059	Pea Ridge	AR		03/27/2024		11,437										225
1416068	Centerton	AR		03/27/2024		9,784										205
1233098	Little Ferry	NJ		12/13/2023		224,503										385
1339822	Pacific City	OR		02/28/2024		205,428										895
1349028	Lakewood	CA		03/06/2024		40,039										7,313
1417467	Nixa	MO		03/27/2024		15,186										361
1417490	Duncan	OK		03/27/2024		8,629										260
1417622	Monett	MO		03/27/2024		11,834										254
1417655	Benton	AR		03/27/2024		23,776										484
1414776	Tulsa	OK		03/27/2024		16,876										567
1414854	Fort Smith	AR		03/27/2024		3,748										177
1188874	Olathe	KS		11/21/2023		73,387										140
1418986	Scottsdale	AZ		03/28/2024		177,894										308
1416540	Little Rock	AR		03/27/2024		5,326										268
1491305	Buckeye	AZ		05/10/2024		54,651										121
1068723	Austin	TX		04/18/2023		39,384										139
1292779	Brooklyn	NY		01/26/2024		250,034										533
1297270	Springfield	MA		01/30/2024		70,159										113
1297288	Hopewell	VA		01/30/2024		39,873										68
1498656	Canton	OH		05/16/2024		9,494										14
1297360	Alsip	IL		01/30/2024		68,894										135
1418739	Moses Lake	WA		03/28/2024		19,539										38
1413248	Stilwell	OK		03/27/2024		7,313										561
1413240	Fort Smith	AR		03/27/2024		4,232										351
1512073	The Colony	TX		05/23/2024		37,619										84
1355847	Spring	TX		03/08/2024		31,013										68
1355854	San Diego	CA		03/08/2024		54,647										115
1292798	Texas City	TX		01/26/2024		63,876										129
1413003	Fayetteville	AR		03/27/2024		3,338										447
1569121	Gwynn Oak	MD		06/26/2024		45,043										55
1413674	Berryville	AR		03/27/2024		3,546										236
1413541	Pierce City	MO		03/27/2024		5,584										539
1349102	Richmond	VA		03/06/2024		91,262										162
1416892	Edmond	OK		03/27/2024		29,970										661
1307502	Oakland	CA		02/08/2024		161,488										458
1292782	Voorhees Township	NJ		01/26/2024		240,703										497
1068713	Los Angeles	CA		04/18/2023		57,620										240
1068728	Austin	TX		04/18/2023		57,698										186
1355865	Houston	TX		03/08/2024		26,140										58
1413246	Grove	OK		03/27/2024		5,748										524
1297428	Melbourne	FL		01/30/2024		65,571										117
1437466	Canton	MI		04/10/2024		37,277										79
1224035	Austin	TX		12/07/2023		604,490										3,130
1250584	West Hills	CA		12/28/2023		237,898										506
1297225	Cleveland	OH		01/30/2024		37,970										61

STATEMENT AS OF SEPTEMBER 30, 2024 OF THE First Allmerica Financial Life Insurance Company

**SCHEDULE B - PART 3**

Showing All Mortgage Loans DISPOSED, Transferred or Repaid During the Current Quarter

1 Loan Number	2 Location		4 Loan Type	5 Date Acquired	6 Disposal Date	7 Book Value/ Recorded Investment Excluding Accrued Interest Prior Year	8 Change in Book Value/Recorded Investment					14 Book Value/ Recorded Investment Excluding Accrued Interest on Disposal	15 Consid- eration	16 Foreign Exchange Gain (Loss) on Disposal	17 Realized Gain (Loss) on Disposal	18 Total Gain (Loss) on Disposal
	2 City	3 State					8 Unrealized Valuation Increase/ (Decrease)	9 Current Year's (Amortization) /Accretion	10 Current Year's Other- Than- Temporary Impairment Recognized	11 Capitalized Deferred Interest and Other	12 Total Change in Book Value (8+9-10+11)					
1417586	Edmond	OK		03/27/2024		15,566								335		
1337941	Tucson	AZ		02/27/2024		16,468								31		
1414577	Rogers	AR		03/27/2024		32,678								1,231		
1066467	San Antonio	TX		11/22/2022		102,959								332		
1400664	Buffalo	MIN.		03/26/2024		49,945								72		
1414283	Skiatook Woodland Hills Area, City Of Los	OK		03/27/2024		23,636								981		
1199562	Anges	CA		11/21/2023		127,438								1,094		
1082535	Dallas	TX		05/18/2023		100,791								269		
1292814	Orlando	FL		01/26/2024		100,476								439		
1056087	Port Orchard	WA		08/26/2022		11,540								42		
1415697	Okmulgee	OK		03/27/2024		11,762								301		
1437426	Piano	TX		04/10/2024		24,704								56		
1437439	Eules	TX		04/10/2024		43,420								96		
1094891	Rhinebeck	NY		09/07/2023		147,154								308		
1094825	Honolulu	HI		09/07/2023		42,511								125		
1329173	Clarkston	WA		02/23/2024		19,229								39		
1329191	Ocklawaha	FL		02/23/2024		27,330								34		
1400782	Tampa	FL		03/26/2024		23,008								49		
1355809	Pensacola	FL		03/08/2024		36,224								47		
1333521	Norristown	PA		02/26/2024		18,531								40		
1337728	Manson	WA		02/27/2024		40,504								23,858		
1337742	Torrance	CA		02/27/2024		127,847								305		
1088696	Corona	CA		06/28/2023		348,680								744		
1414960	Lowell	AR		03/27/2024		6,066								187		
1356102	Davie	FL		03/08/2024		69,258								428		
1390803	Zeeland	MI		03/26/2024		27,861								90		
1355808	Bell	CA		03/08/2024		66,478								119		
1074574	Florham Park	NJ		03/29/2023		29,232								139		
1418779	West Palm Beach	FL		03/28/2024		42,760								96		
1416898	Lavaca	AR		03/27/2024		8,471								180		
1414024	Springdale	AR		03/27/2024		5,868								259		
1085937	Jeffersonville	IN		05/25/2023		8,787								19		
1355975	Brentwood	CA		03/08/2024		67,309								154		
1418777	Philadelphia	PA		03/28/2024		21,268								46		
1413792	Branson	MO		03/27/2024		5,632								612		
1413129	Prairie Grove	AR		03/27/2024		2,711								243		
1418772	Pleasant Ridge	MI		03/28/2024		20,671								51		
1250524	West Hollywood	CA		12/28/2023		147,070								2,477		
1413419	Bartlesville	OK		03/27/2024		2,327								184		
1416773	Russellville	AR		03/27/2024		9,252								195		
1250320	Jacksonville	FL		12/28/2023		39,294								74		
1297245	Longs	SC		01/30/2024		85,070								203		
1414726	Jay	OK		03/27/2024		5,084								165		
1390728	Lehigh Acres	FL		03/26/2024		31,858								57		
1383735	Miami Gardens	FL		03/21/2024		43,439								97		
1135314	San Antonio	TX		10/27/2023		5,619								13		
1241695	Sevierville	TN		12/21/2023		376,319								772		
1414717	Rogers	AR		03/27/2024		9,699								428		
1437425	Live Oak	FL		04/10/2024		34,332								65		
1250312	Pittsburg	PA		12/28/2023		52,995								97		

E02.166

STATEMENT AS OF SEPTEMBER 30, 2024 OF THE First Allmerica Financial Life Insurance Company

**SCHEDULE B - PART 3**

Showing All Mortgage Loans DISPOSED, Transferred or Repaid During the Current Quarter

1 Loan Number	2 Location		4 Loan Type	5 Date Acquired	6 Disposal Date	7 Book Value/ Recorded Investment Excluding Accrued Interest Prior Year	8 Change in Book Value/Recorded Investment					14 Book Value/ Recorded Investment Excluding Accrued Interest on Disposal	15 Consid- eration	16 Foreign Exchange Gain (Loss) on Disposal	17 Realized Gain (Loss) on Disposal	18 Total Gain (Loss) on Disposal
	2 City	3 State					8 Unrealized Valuation Increase/ (Decrease)	9 Current Year's (Amortization) /Accretion	10 Current Year's Other- Than- Temporary Impairment Recognized	11 Capitalized Deferred Interest and Other	12 Total Change in Book Value (8+9-10+11)					
1437413	Sunland	CA		04/10/2024		148,166							345			
1416208	Springdale	AR		03/27/2024		8,810							334			
1355978	Sterling	CT		03/08/2024		51,425							113			
1414302	Lowell	AR		03/27/2024		20,518							693			
1333471	Monticello	NY		02/26/2024		44,283							91			
1250351	Saint Louis	MO		12/28/2023		51,771							259			
1437182	Chicago	IL		04/10/2024		17,445							29			
1416276	Green Forest	AR		03/27/2024		7,022							150			
1348829	Orlando	FL		03/06/2024		78,009							229			
1338056	Muskegon	MI		02/27/2024		13,447							22			
1501412	Austin	TX		05/28/2024		57,302							120			
1337991	Bloomington	IL		02/27/2024		16,448							34			
1290933	Alto	NM		01/25/2024		47,855							78			
1555785	Boca Raton	FL		06/18/2024		382,520							2,436			
1116869	Rancho Palos Verdes	CA		10/13/2023		74,375							176			
1569112	Chicago	IL		06/26/2024		35,386							66			
1087343	Keauau	HI		06/21/2023		129,012							288			
1135271	Studio City	CA		10/27/2023		41,459							95			
1290820	E Hampton	NY		01/25/2024		594,513							1,051			
1080432	Millsboro	DE		05/15/2023		71,074							30,289			
1091675	Sunland Park	NM		07/25/2023		32,651							70			
1437273	Indian Trail	NC		04/10/2024		29,069							63			
1414149	Joplin	MO		03/27/2024		4,212							246			
1416130	Parkville	MO		03/27/2024		27,582							1,654			
1416131	Fayetteville	AR		03/27/2024		8,944							199			
1417326	Wilburton	OK		03/27/2024		5,341							241			
1417332	Republic	MO		03/27/2024		27,957							569			
1498548	Lavallette	NJ		05/16/2024		28,321							57			
1416596	Tecumseh	OK		03/27/2024		7,996							271			
1290395	Poulsbo	WA		01/25/2024		115,638							233			
1337997	Lowell	NC		02/27/2024		18,514							39			
1338011	Philadelphia	PA		02/27/2024		20,169							35			
1437360	Boynton Beach	FL		04/10/2024		136,806							300			
1512041	Cape Coral	FL		05/23/2024		187,978							381			
1056297	Reading	PA		08/26/2022		9,583							30			
1068699	Chicago	IL		04/18/2023		60,108							212			
1232948	Palm Beach Gardens	FL		12/13/2023		322,022							838			
1250380	Epworth	GA		12/28/2023		261,031							499			
1241769	White City	OR		12/21/2023		161,372							333			
1437330	Concord	CA		04/10/2024		78,680							173			
1080210	Villa Park	CA		05/15/2023		100,241							349			
1080354	Henderson	NV		05/15/2023		76,783							230			
1292843	Norcross	GA		01/26/2024		66,001							137			
1297502	Nogales	AZ		01/30/2024		71,987							121			
1078864	Lynnwood	WA		05/09/2023		231,409							654			
1413844	Mabelvale	AR		03/27/2024		7,018							465			
1413858	Norman	OK		03/27/2024		3,752							359			
1417080	Natural Dam	AR		03/27/2024		25,837							596			
1417085	Tahlequah	OK		03/27/2024		9,960							208			
1417182	Tahlequah	OK		03/27/2024		24,937							533			
1414834	Witter	AR		03/27/2024		8,692							223			

E02.167



STATEMENT AS OF SEPTEMBER 30, 2024 OF THE First Allmerica Financial Life Insurance Company

**SCHEDULE B - PART 3**

Showing All Mortgage Loans DISPOSED, Transferred or Repaid During the Current Quarter

1 Loan Number	2 Location		4 Loan Type	5 Date Acquired	6 Disposal Date	7 Book Value/ Recorded Investment Excluding Accrued Interest Prior Year	8 Change in Book Value/Recorded Investment					14 Book Value/ Recorded Investment Excluding Accrued Interest on Disposal	15 Consid- eration	16 Foreign Exchange Gain (Loss) on Disposal	17 Realized Gain (Loss) on Disposal	18 Total Gain (Loss) on Disposal
	2 City	3 State					8 Unrealized Valuation Increase/ (Decrease)	9 Current Year's (Amortization) /Accretion	10 Current Year's Other- Than- Temporary Impairment Recognized	11 Capitalized Deferred Interest and Other	12 Total Change in Book Value (8+9-10+11)					
1337737	Van Nuys	CA		02/27/2024		75,579								206		
1417609	Russellville	AR		03/27/2024		14,980								407		
1080427	Oakland	CA		05/15/2023		142,464								389		
1416380	Springfield	MO		03/27/2024		42,713								924		
1097544	Memphis	TN		09/29/2023		42,339								101		
1498499	Newark	NJ		05/16/2024		54,008								109		
1337784	Woodstock	GA		02/27/2024		102,464								221		
1415524	Harrison	AR		03/27/2024		6,354								156		
1250223	Ashland	MA		12/28/2023		103,497								205		
1569325	Shenandoah	PA		06/26/2024		15,617								14		
1549066	Palm Springs	FL		06/13/2024		55,449								109		
1290233	Burbank	CA		01/25/2024		230,609							1,075			
1290269	Lehigh Acres	FL		01/25/2024		54,605								78		
1337844	Winder	GA		02/27/2024		20,732								43		
1329276	Hialeah	FL		02/23/2024		40,614								91		
1338069	Ferndale	MI		02/27/2024		20,652								34		
1233099	Vauxhall	NJ		12/13/2023		213,639								339		
1390754	Discovery Bay	CA		03/26/2024		144,156								310		
1094893	Westlake Village	CA		09/07/2023		169,373								381		
1416505	Springdale	AR		03/27/2024		13,927								310		
1415375	Shawnee	OK		03/27/2024		8,828								265		
1076635	Troy	NY		04/21/2023		27,138								65		
1076641	Old Tappan	NJ		04/21/2023		159,892								263		
1113230	Bronx	NY		10/13/2023		32,169								69		
1093251	Fort Worth	TX		08/09/2023		40,057								94		
1135262	Brook	TX		10/27/2023		10,302								23		
1233151	Parkville	MD		12/13/2023		96,962								160		
1233178	Lehi	UT		12/13/2023		152,146								349		
1501711	Whitefish	MT		05/28/2024		156,617								387		
1094890	Atlanta	GA		09/07/2023		62,817								82		
1080405	Henderson	NV		05/15/2023		57,387								243		
1549287	Hinesville	GA		06/13/2024		19,876								37		
1250389	Paragould	AR		12/28/2023		68,406								92		
1250434	San Jose	CA		12/28/2023		332,576								750		
1338149	South Fulton	GA		02/27/2024		32,408								57		
1414969	Del City	OK		03/27/2024		5,519								164		
1232951	Carson	CA		12/13/2023		284,400								595		
1418808	Jeffersonville	IN		03/28/2024		22,065								47		
1209870	Orlando	FL		11/29/2023		58,778								118		
1250366	Moreno Valley	CA		12/28/2023		131,697								228		
1498648	Fayetteville	NC		05/16/2024		16,357								31		
1498649	Dallas	TX		05/16/2024		57,710								148		
1297339	San Antonio	TX		01/30/2024		53,770								133		
1416710	N Little Rock	AR		03/27/2024		14,217								311		
1416720	Tulsa	OK		03/27/2024		18,451								413		
1418732	Dallas	TX		03/28/2024		12,615								28		
1413235	Tulsa	OK		03/27/2024		2,032								219		
1512076	San Antonio	TX		05/23/2024		30,689								68		
1512088	Myrtle Beach	SC		05/23/2024		46,857								105		
1416655	Fayetteville	AR		03/27/2024		12,718								280		
1413790	Bixby	OK		03/27/2024		6,990								419		

E02.168

STATEMENT AS OF SEPTEMBER 30, 2024 OF THE First Allmerica Financial Life Insurance Company

**SCHEDULE B - PART 3**

Showing All Mortgage Loans DISPOSED, Transferred or Repaid During the Current Quarter

1 Loan Number	2 Location		4 Loan Type	5 Date Acquired	6 Disposal Date	7 Book Value/ Recorded Investment Excluding Accrued Interest Prior Year	8 Change in Book Value/Recorded Investment					14 Book Value/ Recorded Investment Excluding Accrued Interest on Disposal	15 Consid- eration	16 Foreign Exchange Gain (Loss) on Disposal	17 Realized Gain (Loss) on Disposal	18 Total Gain (Loss) on Disposal	
	2 City	3 State					8 Unrealized Valuation Increase/ (Decrease)	9 Current Year's (Amortization) /Accretion	10 Current Year's Other- Than- Temporary Impairment Recognized	11 Capitalized Deferred Interest and Other	12 Total Change in Book Value (8+9-10+11)						13 Total Foreign Exchange Change in Book Value
1126419	Bradenton	FL		10/20/2023		29,659											65
1417065	Bixby	OK		03/27/2024		19,427											399
1056250	St Louis	MO		08/26/2022		5,744											16
1339916	Lake Forest	CA		02/28/2024		454,542											1,036
1569329	Harrisburg	PA		06/26/2024		14,965											14
1549144	Pharr	TX		06/13/2024		36,408											60
1290904	Birmingham	AL		01/25/2024		33,701											139
1292765	Baltimore	MD		01/26/2024		74,710											96
1337819	Flintstone	GA		02/27/2024		14,523											31
1491353	Crowley	TX		05/10/2024		38,948											78
1233121	Hollywood	FL		12/13/2023		140,715											309
1413027	Russellville	AR		03/27/2024		5,426											488
1413065	Springdale	AR		03/27/2024		2,300											584
1414490	Mannford	OK		03/27/2024		1,056											973
1414400	West Fork	AR		03/27/2024		20,064											654
1250316	Conroe	TX		12/28/2023		35,122											98
1569495	Baltimore	MD		06/26/2024		30,878											42
1549184	Sterling Heights	MI		06/13/2024		36,934											66
1290913	Miami	FL		01/25/2024		34,008											57
1400775	Tampa	FL		03/26/2024		40,348											84
1415671	Grove	OK		03/27/2024		17,410											745
1337929	Cincinnati	OH		02/27/2024		23,432											45
1416841	Lees Summit	MO		03/27/2024		42,004											929
1339875	Doral	FL		02/28/2024		531,272											1,249
1412922	Gassville	AR		03/27/2024		9,043											413
1290811	North Miami	FL		01/25/2024		38,687											49
1415992	Tulsa	OK		03/27/2024		33,084											802
1549290	Memphis	TN		06/13/2024		36,490											63
1339855	Greensboro	GA		02/28/2024		424,063											920
1087009	Atlanta	GA		06/16/2023		95,128											206
1056331	Dublin	OH		08/26/2022		11,973											38
1091636	Tucson	AZ		07/25/2023		8,318											20
1349014	Kenner	LA		03/06/2024		65,514											915
1199570	South Amboy	NJ		11/21/2023		70,489											161
1290826	Rochester	NY		01/25/2024		66,937											126
1414575	Norman	OK		03/27/2024		12,109											371
1232923	Los Angeles	CA		12/13/2023		592,101											1,331
1418847	San Carlos	CA		03/28/2024		127,433											294
1383672	Edmond	OK		03/21/2024		18,557											37
1383722	Sebring	FL		03/21/2024		41,205											91
1087368	North Miami Beach	FL		06/22/2023		264,965											616
1290901	Rochester	NY		01/25/2024		55,021											104
1250561	Castle Pines	CO		12/28/2023		225,974											400
1331661	Bend	OR		02/26/2024		48,070											101
1383718	Pompano Beach	FL		03/21/2024		29,104											73
1076626	Troy	NY		04/21/2023		32,720											78
1418977	Nehalem	OR		03/28/2024		60,656											132
1250630	Yucaipa	CA		12/28/2023		103,499											382
1416547	Farmington	AR		03/27/2024		9,957											217
1056274	Ocala	FL		08/26/2022		19,820											69
1400742	Auburndale	FL		03/26/2024		41,652											151

STATEMENT AS OF SEPTEMBER 30, 2024 OF THE First Allmerica Financial Life Insurance Company

**SCHEDULE B - PART 3**

Showing All Mortgage Loans DISPOSED, Transferred or Repaid During the Current Quarter

1 Loan Number	2 Location		4 Loan Type	5 Date Acquired	6 Disposal Date	7 Book Value/ Recorded Investment Excluding Accrued Interest Prior Year	8 Change in Book Value/Recorded Investment					14 Book Value/ Recorded Investment Excluding Accrued Interest on Disposal	15 Consid- eration	16 Foreign Exchange Gain (Loss) on Disposal	17 Realized Gain (Loss) on Disposal	18 Total Gain (Loss) on Disposal
	2 City	3 State					8 Unrealized Valuation Increase/ (Decrease)	9 Current Year's (Amortization) /Accretion	10 Current Year's Other- Than- Temporary Impairment Recognized	11 Capitalized Deferred Interest and Other	12 Total Change in Book Value (8+9-10+11)					
1491415	Westminster	CA		05/10/2024		98,055							140			
1418782	Warrensville Heights	OH		03/28/2024		12,348							28			
1333420	Bridgeport	CT		02/26/2024		33,867							80			
1333431	New Brunswick	NJ		02/26/2024		52,155							111			
1414714	Fayetteville	AR		03/27/2024		20,699							623			
1565357	Delano	CA		06/25/2024		43,827							50			
1565361	Delano	CA		06/25/2024		51,132							58			
1135291	New Baltimore	MI		10/27/2023		9,543							19			
1126407	Plainfield	IL		10/20/2023		32,448							63			
1414946	Conway	AR		03/27/2024		4,013							173			
1074568	Blythe	CA		03/29/2023		9,165							18			
1076087	Glendale	CA		04/27/2023		60,997							136			
1416489	Carl Junction	MO		03/27/2024		20,476							503			
1416495	Springdale	AR		03/27/2024		7,749							389			
1412863	Pittsburg	KS		03/27/2024		1,937							197			
1569117	Victoria	TX		06/26/2024		46,060							103			
1413730	Yellville	AR		03/27/2024		4,589							366			
1135319	Jackson	TN		10/27/2023		5,446							9			
1413472	Springdale	AR		03/27/2024		4,494							423			
1413531	N Little Rock	AR		03/27/2024		3,809							517			
1094023	Wildomar	CA		08/17/2023		183,705							853			
1126391	Mardela Springs	MD		10/20/2023		10,017							10			
1416870	Rogers	AR		03/27/2024		9,931							549			
1292801	Irvington	NJ		01/26/2024		182,190							415			
1068712	San Pedro	CA		04/18/2023		21,799							70			
1068715	Afton	MIN		04/18/2023		12,288							235			
1355815	Norco	CA		03/08/2024		62,413							115			
1355811	Ramona	CA		03/08/2024		41,355							85			
1250315	Jackson	TN		12/28/2023		32,007							62			
1078893	Loxahatchee	FL		05/09/2023		227,501							662			
1077383	Portland	OR		05/03/2023		117,956							338			
1077368	North Hills	CA		05/03/2023		211,519							403			
1569220	Dawsonville	GA		06/26/2024		60,775							91			
1416506	Van Buren	AR		03/27/2024		20,029							440			
1416538	Bentonville	AR		03/27/2024		35,245							775			
1416528	Fayetteville	AR		03/27/2024		15,905							374			
1390673	Schenectady	NY		03/26/2024		19,497							76			
1501696	Chehalis	WA		05/28/2024		177,461							310			
1413085	Checotah	OK		03/27/2024		3,283							323			
1413054	Knoxville	AR		03/27/2024		3,401							478			
1417331	Lowell	AR		03/27/2024		24,450							490			
1417407	Odessa	MO		03/27/2024		10,620							226			
1414628	Fayetteville	AR		03/27/2024		21,266							781			
1390695	Vista	CA		03/26/2024		79,943							140			
1383785	Hazel Crest	IL		03/21/2024		24,106							45			
1383748	Lancaster	NY		03/21/2024		17,082							34			
1356099	Berwyn	IL		03/08/2024		58,779							135			
1390679	Sanger	CA		03/26/2024		36,039							78			
1416217	Broken Arrow	OK		03/27/2024		21,426							478			
1329205	Charlotte	NC		02/23/2024		17,352							37			
1416115	Poteau	OK		03/27/2024		6,646							319			

E02.170

STATEMENT AS OF SEPTEMBER 30, 2024 OF THE First Allmerica Financial Life Insurance Company

**SCHEDULE B - PART 3**

Showing All Mortgage Loans DISPOSED, Transferred or Repaid During the Current Quarter

1 Loan Number	2 Location		4 Loan Type	5 Date Acquired	6 Disposal Date	7 Book Value/ Recorded Investment Excluding Accrued Interest Prior Year	8 Change in Book Value/Recorded Investment					14 Book Value/ Recorded Investment Excluding Accrued Interest on Disposal	15 Consid- eration	16 Foreign Exchange Gain (Loss) on Disposal	17 Realized Gain (Loss) on Disposal	18 Total Gain (Loss) on Disposal	
	2 City	3 State					8 Unrealized Valuation Increase/ (Decrease)	9 Current Year's (Amortization) /Accretion	10 Current Year's Other- Than- Temporary Impairment Recognized	11 Capitalized Deferred Interest and Other	12 Total Change in Book Value (8+9-10+11)						13 Total Foreign Exchange Change in Book Value
1090792	Memphis	TN		07/12/2023		28,752											65
1417161	Tulsa	OK		03/27/2024		16,084											384
1414177	Fort Smith	AR		03/27/2024		17,079											646
1094021	Miami	FL		08/17/2023		108,559											279
1094030	San Francisco	CA		08/17/2023		585,424											1,596
1512065	Crosby	TX		05/23/2024		41,165											90
1337759	Los Angeles	CA		02/27/2024		43,338											102
1565427	Carolina Beach	NC		06/25/2024		84,160											120
1094782	Oakland	CA		09/07/2023		57,308											87
1569526	Miami	FL		06/26/2024		76,956											113
1250381	Wesley Chapel	FL		12/28/2023		119,149											233
1116890	Hudson	FL		10/13/2023		6,542											16
1416697	Jonesboro	AR		03/27/2024		7,695											180
1135292	Parker	CO		10/27/2023		37,101											65
1329240	Palm Bay	FL		02/23/2024		23,947											74
1339843	Longbranch	WA		02/28/2024		194,099											401
1082536	Cookeville	TN		05/18/2023		251,068											403
1329286	San Pablo	CA		02/23/2024		40,994											53
1061565	Sevierville	TN		10/26/2022		208,762											544
1297332	Lexington	NC		01/30/2024		63,720											118
1090731	Chantilly	VA		07/12/2023		124,106											322
1339963	New Orleans	LA		02/28/2024		25,459											47
1329186	Palm City	FL		02/23/2024		34,687											63
1250623	Hollywood	FL		12/28/2023		38,069											65
1338128	New Orleans	LA		02/27/2024		67,144											74
1349130	Monterey	CA		03/06/2024		282,471											675
1413642	Huntsville	AR		03/27/2024		2,876											120
1415004	Lawton	OK		03/27/2024		8,761											265
1069522	Landers	CA		02/24/2023		27,509											45
1090715	Longboat Key	FL		07/12/2023		246,067											634
1565528	Tallmadge	OH		06/25/2024		71,091											72
1348834	Yarmouth	ME		03/06/2024		137,057											281
1337913	Detroit	MI		02/27/2024		24,896											49
1337925	Philadelphia	PA		02/27/2024		22,162											49
1349022	North Salt Lake	UT		03/06/2024		37,245											118
1068616	Pigeon Forge	TN		01/26/2023		97,943											222
1068615	Rex	GA		01/26/2023		17,909											27
1250533	Aurora	CO		12/28/2023		52,539											131
1085902	Dallas	TX		05/25/2023		31,908											809
1250578	Driftwood	TX		12/28/2023		56,219											120
1491041	Edinburg	TX		05/10/2024		23,380											48
1074602	Scottsdale	AZ		03/29/2023		24,166											116
1094185	Santa Clarita	CA		08/28/2023		51,068											127
1418960	Thousand Oaks	CA		03/28/2024		116,344											248
1418961	West Palm Beach	FL		03/28/2024		39,737											80
1337893	Enterprise	AL		02/27/2024		11,847											25
1250247	Mahwah	NJ		12/28/2023		50,196											99
1329199	Pittsburgh	PA		02/23/2024		12,370											761
1339850	Atlanta	GA		02/28/2024		366,825											790
1055890	New Haven	CT		08/26/2022		9,056											39
1088609	Toluca Lake	CA		06/28/2023		222,399											519

E02.171

STATEMENT AS OF SEPTEMBER 30, 2024 OF THE First Allmerica Financial Life Insurance Company

**SCHEDULE B - PART 3**

Showing All Mortgage Loans DISPOSED, Transferred or Repaid During the Current Quarter

1 Loan Number	2 Location		4 Loan Type	5 Date Acquired	6 Disposal Date	7 Book Value/ Recorded Investment Excluding Accrued Interest Prior Year	8 Change in Book Value/Recorded Investment					14 Book Value/ Recorded Investment Excluding Accrued Interest on Disposal	15 Consid- eration	16 Foreign Exchange Gain (Loss) on Disposal	17 Realized Gain (Loss) on Disposal	18 Total Gain (Loss) on Disposal
	2 City	3 State					8 Unrealized Valuation Increase/ (Decrease)	9 Current Year's (Amortization) /Accretion	10 Current Year's Other- Than- Temporary Impairment Recognized	11 Capitalized Deferred Interest and Other	12 Total Change in Book Value (8+9-10+11)					
1491429	Pacoima	CA		05/10/2024		57,028								175		
1501531	Glendale	AZ		05/28/2024		46,007								64		
1307568	Laguna Beach	CA		02/08/2024		436,101								988		
1383506	Hot Springs National Park	AR		03/21/2024		13,037								35		
1233202	Washington	DC		12/13/2023		354,190								571		
1414650	Hot Springs	AR		03/27/2024		8,050								244		
1086649	Aurora	CO		06/08/2023		112,328								273		
1339844	Raleigh	NC		02/28/2024		104,876								211		
1113215	Nashville	TN		10/13/2023		8,593								17		
1337873	Lake Charles	LA		02/27/2024		18,221								63		
1338109	Baltimore	MD		02/27/2024		17,422								33		
1339918	Murfreesboro	TN		02/28/2024		402,304								983		
1338111	Newtown Square	PA		02/27/2024		14,536								26		
1498585	Trenton	NJ		05/16/2024		29,164								58		
1549186	West Palm Beach	FL		06/13/2024		13,139								422		
1290229	Charlottesville	VA		01/25/2024		142,630								248		
1400789	Rochester	NY		03/26/2024		16,972								50		
1415613	Fort Smith	AR		03/27/2024		11,357								257		
1297492	Miami	FL		01/30/2024		144,771								225		
1416763	Lawrence	KS		03/27/2024		45,497								1,005		
1349092	Panama City Beach	FL		03/06/2024		127,166								254		
1116898	Las Vegas	NV		10/13/2023		25,608								67		
1569172	Everett	WA		06/26/2024		182,389								346		
1234909	Woodland Hills	CA		12/14/2023		862,281								2,305		
1238018	Birmingham	AL		12/18/2023		61,601								114		
1076611	Holiday	FL		04/21/2023		53,934								129		
1091621	Pensacola Beach	FL		07/25/2023		34,922								5,260		
1290955	Burton	MI		01/25/2024		28,569								33		
1086772	Huntington Beach	CA		06/08/2023		112,269								191		
1413367	Tulsa	OK		03/27/2024		2,722								349		
1414877	Joplin	MO		03/27/2024		3,839								206		
1085959	Chandler	AZ		05/25/2023		28,795								108		
1331677	Tujunga	CA		02/26/2024		85,689								172		
1413540	Fayetteville	AR		03/27/2024		6,556								431		
1290405	Tucker	GA		01/25/2024		128,445								354		
1415139	Springdale	AR		03/27/2024		1,483								439		
1297242	Fredericksburg	VA		01/30/2024		60,569								102		
1417144	Lees Summit	MO		03/27/2024		11,158								940		
1400668	North Fort Myers	FL		03/26/2024		35,865								51		
1498596	Indianapolis	IN		05/16/2024		20,740								48		
1498626	Louisville	KY		05/16/2024		9,649								19		
1297640	Port Aransas	TX		01/30/2024		125,101								261		
1383674	Hot Springs Village	AR		03/21/2024		13,843								24		
1348964	Horn Lake	MS		03/06/2024		46,404								89		
1348963	Richmond	VA		03/06/2024		53,812								56		
1209797	Philadelphia	PA		11/29/2023		90,428								142		
1209840	Weatherford	TX		11/29/2023		73,764								255		
1413884	Cabot	AR		03/27/2024		14,963								812		
1418903	Anaheim	CA		03/28/2024		69,099								141		
1418936	Grand Prairie	TX		03/28/2024		17,803								38		
1095364	Lynwood	WA		09/18/2023		550,754								1,432		

E02.172

STATEMENT AS OF SEPTEMBER 30, 2024 OF THE First Allmerica Financial Life Insurance Company

**SCHEDULE B - PART 3**

Showing All Mortgage Loans DISPOSED, Transferred or Repaid During the Current Quarter

1 Loan Number	2 Location		4 Loan Type	5 Date Acquired	6 Disposal Date	7 Book Value/ Recorded Investment Excluding Accrued Interest Prior Year	8 Change in Book Value/Recorded Investment					14 Book Value/ Recorded Investment Excluding Accrued Interest on Disposal	15 Consid- eration	16 Foreign Exchange Gain (Loss) on Disposal	17 Realized Gain (Loss) on Disposal	18 Total Gain (Loss) on Disposal	
	2 City	3 State					8 Unrealized Valuation Increase/ (Decrease)	9 Current Year's (Amortization) /Accretion	10 Current Year's Other- Than- Temporary Impairment Recognized	11 Capitalized Deferred Interest and Other	12 Total Change in Book Value (8+9-10+11)						13 Total Foreign Exchange Change in Book Value
1569107	Birmingham	AL		06/26/2024		12,299											13
1569115	Melrose Park	IL		06/26/2024		53,892											86
1400721	Fort Wayne	IN		03/26/2024		22,310											33
1055864	Traverse City	MI		08/26/2022		16,068											46
1413614	Comanche	OK		03/27/2024		5,590											592
1413267	Bartlesville	OK		03/27/2024		3,298											407
1233027	Los Angeles	CA		12/13/2023		497,343											1,454
1413452	Carl Junction	MO		03/27/2024		1,770											177
1501667	Fallbrook	CA		05/28/2024		170,662											331
1056295	Greeley	CO		08/26/2022		17,818											69
1400683	Pelican Rapids	MINN		03/26/2024		114,784											197
1414301	Bethel Heights	AR		03/27/2024		12,054											398
1491151	Duncannon	PA		05/10/2024		23,149											26
1565414	Stockton	CA		06/25/2024		52,152											64
1209731	Littleton	CO		11/29/2023		79,327											178
1355976	Middletown	RI		03/08/2024		76,291											168
1094953	Denver	CO		09/07/2023		39,270											143
1414929	Inola	OK		03/27/2024		5,880											175
1413838	Lowell	AR		03/27/2024		3,474											501
1290858	Philadelphia	PA		01/25/2024		119,409											243
1355824	Indianapolis	IN		03/08/2024		22,690											46
1094007	Plantation	FL		08/17/2023		181,193											427
1233105	West Springfield	MA		12/13/2023		117,954											247
1417318	Little Rock	AR		03/27/2024		6,133											479
1414536	Siloam Springs	AR		03/27/2024		14,764											526
1415266	Edmond	OK		03/27/2024		30,074											716
1549137	Knoxville	TN		06/13/2024		38,018											73
1090824	Staten Island	NY		07/12/2023		90,788											217
1338093	Pasco	WA		02/27/2024		19,424											42
1331669	Santa Maria	CA		02/26/2024		80,829											142
1412894	Tulsa	OK		03/27/2024		745											370
1094956	Sevierville	TN		09/07/2023		27,164											148
1498622	Peoria	AZ		05/16/2024		43,452											106
1437336	Monterey Park	CA		04/10/2024		74,490											283
1085952	Malibu	CA		05/25/2023		94,578											213
1088640	Miami	FL		06/28/2023		243,683											1,576
1569217	Riverside	CA		06/26/2024		88,955											214
1339933	Olalla	WA		02/28/2024		300,009											684
1292869	Santa Clarita	CA		01/26/2024		319,829											614
1415396	Jonesboro	AR		03/27/2024		7,918											549
1565487	Saint Augustine	FL		06/25/2024		74,095											106
1297254	Dallas	TX		01/30/2024		70,312											123
1297363	Philadelphia	PA		01/30/2024		62,615											129
1501647	Tallmadge	OH		05/28/2024		23,733											36
1569514	Charles City	VA		06/26/2024		30,804											73
1413710	Copan	OK		03/27/2024		4,546											306
1290960	Elizabeth	NJ		01/25/2024		58,472											99
1569188	Hutto	TX		06/26/2024		38,991											57
1292822	Paterson	NJ		01/26/2024		82,940											137
1116915	Farmington Hills	MI		10/13/2023		12,336											25
1199516	McAllen	TX		11/21/2023		156,792											349

E02.173

STATEMENT AS OF SEPTEMBER 30, 2024 OF THE First Allmerica Financial Life Insurance Company

**SCHEDULE B - PART 3**

Showing All Mortgage Loans DISPOSED, Transferred or Repaid During the Current Quarter

1 Loan Number	2 Location		4 Loan Type	5 Date Acquired	6 Disposal Date	7 Book Value/ Recorded Investment Excluding Accrued Interest Prior Year	8 Change in Book Value/Recorded Investment					14 Book Value/ Recorded Investment Excluding Accrued Interest on Disposal	15 Consid- eration	16 Foreign Exchange Gain (Loss) on Disposal	17 Realized Gain (Loss) on Disposal	18 Total Gain (Loss) on Disposal
	2 City	3 State					8 Unrealized Valuation Increase/ (Decrease)	9 Current Year's (Amortization) /Accretion	10 Current Year's Other- Than- Temporary Impairment Recognized	11 Capitalized Deferred Interest and Other	12 Total Change in Book Value (8+9-10+11)					
1390742	Phoenix	AZ		03/26/2024		118,739								257		
1337854	San Antonio	TX		02/27/2024		20,839								58		
1056183	Glendale	AZ		08/26/2022		8,901								29		
1549238	Girard	OH		06/13/2024		13,161								12		
1091730	Idyllwild	CA		07/25/2023		39,481								91		
1416721	Reeds Spring	MO		03/27/2024		18,821								412		
1333456	Miami	FL		02/26/2024		61,571								109		
1290403	Wake Forest	NC		01/25/2024		128,729								290		
1418846	Gallatin Gateway	MT		03/28/2024		56,213								512		
1417220	Bentonville	AR		03/27/2024		52,234							1,136			
1414393	Centerton	AR		03/27/2024		5,361								255		
1116858	Las Vegas	NV		10/13/2023		16,739								43		
1094222	Saint Louis	MO		08/28/2023		30,360								67		
1088798	Granada Hills	CA		06/28/2023		240,714								639		
1076193	Carlsbad	CA		04/27/2023		113,717								1		
1414651	Owasso	OK		03/27/2024		15,762								462		
1414387	Fayetteville	AR		03/27/2024		18,837								719		
1414388	Fort Smith	AR		03/27/2024		5,004								201		
1356057	Ocala	FL		03/08/2024		16,777								43		
1250304	Jacksonville	FL		12/28/2023		54,717								126		
1416255	Spiro	OK		03/27/2024		5,248								128		
1414299	Haskell	OK		03/27/2024		7,158								457		
1414357	Broken Arrow	OK		03/27/2024		18,097								805		
1437442	Bayside	NY		04/10/2024		70,321								1,445		
1356071	Roanoke	VA		03/08/2024		20,795								47		
1056276	San Antonio	TX		08/26/2022		21,358								88		
1297483	Philadelphia	PA		01/30/2024		37,017								66		
1292740	Mars Hill	NC		01/26/2024		136,189								244		
1250393	Rock Spring	GA		12/28/2023		101,292								216		
1416725	Little Rock	AR		03/27/2024		43,125								931		
1086652	Rockford	IL		06/08/2023		72,351								174		
1086653	Huntsville	AL		06/08/2023		50,589								138		
1339805	Dallas	TX		02/28/2024		161,749								334		
1199517	Mesa	AZ		11/21/2023		68,939								48		
1074659	Lawrenceville	GA		04/28/2023		62,062								727		
1567968	Bonita Springs	FL		06/26/2024		261,415								670		
1337860	Hammond	IN		02/27/2024		16,170								30		
1091632	Saint Louis	MO		07/25/2023		14,387								24		
1290318	Olympia	WA		01/25/2024		426,247								2,415		
1416009	Van Buren	AR		03/27/2024		12,867								286		
1241777	Lighthouse Point	FL		12/21/2023		88,433								152		
1243533	Cypress	TX		12/21/2023		200,811								371		
1415491	Hindsville	AR		03/27/2024		26,213								408		
1400745	Miami	FL		03/26/2024		34,808								83		
1501657	Rocky Point	NY		05/28/2024		78,162								187		
1321916	Montgomery	IL		02/16/2024		22,659								49		
1355922	Philadelphia	PA		03/08/2024		20,076								28		
1209780	Menifee	CA		11/29/2023		63,405								144		
1250611	Palm Beach Gardens	FL		12/28/2023		262,299								587		
1090767	Blacklick	OH		07/12/2023		105,192								269		
1329266	McLoud	OK		02/23/2024		31,758								28		

STATEMENT AS OF SEPTEMBER 30, 2024 OF THE First Allmerica Financial Life Insurance Company

**SCHEDULE B - PART 3**

Showing All Mortgage Loans DISPOSED, Transferred or Repaid During the Current Quarter

1 Loan Number	2 Location		4 Loan Type	5 Date Acquired	6 Disposal Date	7 Book Value/ Recorded Investment Excluding Accrued Interest Prior Year	8 Change in Book Value/Recorded Investment					14 Book Value/ Recorded Investment Excluding Accrued Interest on Disposal	15 Consid- eration	16 Foreign Exchange Gain (Loss) on Disposal	17 Realized Gain (Loss) on Disposal	18 Total Gain (Loss) on Disposal	
	2 City	3 State					8 Unrealized Valuation Increase/ (Decrease)	9 Current Year's (Amortization) /Accretion	10 Current Year's Other- Than- Temporary Impairment Recognized	11 Capitalized Deferred Interest and Other	12 Total Change in Book Value (8+9-10+11)						13 Total Foreign Exchange Change in Book Value
1091674	Kalispell	MT		07/25/2023		23,839											.60
1355950	Buford	GA		03/08/2024		40,452											126
1290329	Tustin	CA		01/25/2024		123,678											737
1290973	Brandon	MS		01/25/2024		57,258											95
1086633	Boynton Beach	FL		06/08/2023		175,153											444
1116844	Garland	TX		10/13/2023		11,674											28
1400741	Austin	TX		03/26/2024		265,769											15,425
1126403	Ormond Beach	FL		10/20/2023		118,410											206
1135287	Austin	TX		10/27/2023		38,926											94
1437328	Carlsbad	CA		04/10/2024		131,967											286
1337927	Miami	FL		02/27/2024		48,819											113
1233166	New Port Richey	FL		12/13/2023		93,613											189
1383542	Jasper	AL		03/21/2024		14,267											32
1243572	Huntington Beach	CA		12/21/2023		730,545											1,650
1329227	El Reno	OK		02/23/2024		15,031											25
1569563	Colonial Heights	VA		06/26/2024		46,037											93
1091637	Lompoc	CA		07/25/2023		28,835											69
1113128	Lakeside	MT		10/13/2023		17,340											1
1337809	Elberton	GA		02/27/2024		18,960											40
1087006	Miami	FL		06/15/2023		636,741											1,605
1135285	Saint Petersburg	FL		10/27/2023		39,166											90
1233118	Somerset	NJ		12/13/2023		171,870											318
1412923	Fayetteville	AR		03/27/2024		7,385											340
1415207	Sherwood	AR		03/27/2024		6,164											159
1549083	Greenbelt	MD		06/13/2024		20,688											46
1056120	Indianapolis	IN		08/26/2022		5,293											17
1080418	Washburn	TN		05/15/2023		42,597											173
1086614	Island Park	NY		06/08/2023		209,227											479
1329304	North Augusta	SC		02/23/2024		45,633											75
1355798	Cape Coral	FL		03/08/2024		61,915											103
1501720	Tuckerton	NJ		05/28/2024		41,106											86
1413973	Tulsa	OK		03/27/2024		6,612											386
1348983	Saint Augustine	FL		03/06/2024		47,042											220
1348984	Minneapolis	MN		03/06/2024		60,580											133
1348987	Jessup	MD		03/06/2024		134,353											313
1417433	Spiro	OK		03/27/2024		7,226											164
1417517	Bartlesville	OK		03/27/2024		30,851											649
1209770	Indianapolis	IN		11/29/2023		28,837											67
1414772	Little Rock	AR		03/27/2024		10,662											303
1349011	El Granada	CA		03/06/2024		231,098											727
1414303	El Dorado Springs	MO		03/27/2024		6,303											210
1414331	Russellville	AR		03/27/2024		4,041											259
1416464	Skiatook	OK		03/27/2024		40,229											948
1337735	Folsom	CA		02/27/2024		68,514											139
1250541	Port St Lucie	FL		12/28/2023		47,039											124
1329312	Chicago	IL		02/23/2024		49,597											76
1337828	Fort Pierce	FL		02/27/2024		20,066											46
1418898	Atlanta	GA		03/28/2024		23,508											50
1090756	Riverview	FL		07/12/2023		75,009											641
1080442	Green Bay	WI		05/15/2023		58,377											181
1056078	Chicago	IL		08/26/2022		3,683											12

E02.175



STATEMENT AS OF SEPTEMBER 30, 2024 OF THE First Allmerica Financial Life Insurance Company

**SCHEDULE B - PART 3**

Showing All Mortgage Loans DISPOSED, Transferred or Repaid During the Current Quarter

1 Loan Number	2 Location		4 Loan Type	5 Date Acquired	6 Disposal Date	7 Book Value/ Recorded Investment Excluding Accrued Interest Prior Year	8 Change in Book Value/Recorded Investment					14 Book Value/ Recorded Investment Excluding Accrued Interest on Disposal	15 Consid- eration	16 Foreign Exchange Gain (Loss) on Disposal	17 Realized Gain (Loss) on Disposal	18 Total Gain (Loss) on Disposal
	2 City	3 State					8 Unrealized Valuation Increase/ (Decrease)	9 Current Year's (Amortization) /Accretion	10 Current Year's Other- Than- Temporary Impairment Recognized	11 Capitalized Deferred Interest and Other	12 Total Change in Book Value (8+9-10+11)					
1076663	Naples	FL		04/21/2023		157,855							256			
1498579	Trenton	NJ		05/16/2024		15,268							45			
1355838	Garland	TX		03/08/2024		22,606							53			
1077378	Loxahatchee	FL		05/03/2023		159,622							361			
1416994	Bella Vista	AR		03/27/2024		14,108							305			
1209846	Harrisburg	PA		11/29/2023		93,712							208			
1085938	Cedar Park	TX		05/25/2023		31,549							61			
1080440	Las Vegas	NV		05/15/2023		88,545							220			
1088804	Coppell	TX		06/28/2023		482,292							1,260			
1414873	Kansas City	MO		03/27/2024		10,454							337			
1086758	Renton	WA		06/08/2023		432,070							1,531			
1055943	Glendale	AZ		08/26/2022		11,421							45			
1232916	Middle Vlg	NY		12/13/2023		290,772							618			
1055866	Phoenix	AZ		08/26/2022		9,181							64			
1413922	Oklahoma City	OK		03/27/2024		5,904							272			
1096614	Trenton	NJ		09/27/2023		32,213							76			
1093246	Lutz	FL		08/09/2023		47,926							143			
1056303	Beloit	WI		08/26/2022		5,664							13			
1085940	Saratoga Springs	UT		05/25/2023		14,258							44			
1094941	Atlanta	GA		09/07/2023		69,775							192			
1569267	Denver	CO		06/26/2024		66,739							112			
1094955	Dinuba	CA		09/07/2023		35,146							80			
1297228	Columbus	OH		01/30/2024		47,540							78			
1569468	Burlington	NC		06/26/2024		34,131							45			
1549183	Fort Worth	TX		06/13/2024		28,985							61			
1491359	Stamford	CT		05/10/2024		178,797							403			
1415635	Hindsville	AR		03/27/2024		17,293							830			
1297525	Hagerstown	MD		01/30/2024		43,256							84			
1416730	Bentonville	AR		03/27/2024		49,641							1,084			
1116911	Los Angeles	CA		10/13/2023		21,176							53			
1569199	Las Vegas	NV		06/26/2024		55,441							181			
1234890	Duxbury	MA		12/14/2023		512,753							1,194			
1415924	Morris	OK		03/27/2024		23,597							530			
1415980	Oronogo	MO		03/27/2024		11,502							309			
1437469	Hollywood	FL		04/10/2024		80,208							162			
1414166	Ward	AR		03/27/2024		3,679							157			
1569327	Rome	GA		06/26/2024		20,512							20			
1549067	New Orleans	LA		06/13/2024		21,733							20			
1337827	Scranton	PA		02/27/2024		25,076							60			
1416750	Conway	AR		03/27/2024		3,827							82			
1233091	Naples	FL		12/13/2023		61,715							36			
1307579	San Ramon	CA		02/08/2024		389,878							856			
1390774	Garden Grove	CA		03/26/2024		84,127							186			
1501707	Dallas	TX		05/28/2024		115,857							305			
1498595	California	PA		05/16/2024		11,619							26			
1383497	Houston	TX		03/21/2024		18,949							383			
1414591	Mountain Home	AR		03/27/2024		4,714							156			
1093408	Atlanta	GA		08/09/2023		89,524							214			
1565585	Miami Beach	FL		06/25/2024		189,731							468			
1414390	Benton	AR		03/27/2024		15,689							644			
1096656	Carrollton	TX		09/27/2023		50,807							145			

E02.176

STATEMENT AS OF SEPTEMBER 30, 2024 OF THE First Allmerica Financial Life Insurance Company

**SCHEDULE B - PART 3**

Showing All Mortgage Loans DISPOSED, Transferred or Repaid During the Current Quarter

1 Loan Number	2 Location		4 Loan Type	5 Date Acquired	6 Disposal Date	7 Book Value/ Recorded Investment Excluding Accrued Interest Prior Year	8 Change in Book Value/Recorded Investment					14 Book Value/ Recorded Investment Excluding Accrued Interest on Disposal	15 Consid- eration	16 Foreign Exchange Gain (Loss) on Disposal	17 Realized Gain (Loss) on Disposal	18 Total Gain (Loss) on Disposal
	2 City	3 State					8 Unrealized Valuation Increase/ (Decrease)	9 Current Year's (Amortization) /Accretion	10 Current Year's Other- Than- Temporary Impairment Recognized	11 Capitalized Deferred Interest and Other	12 Total Change in Book Value (8+9-10+11)					
1074134	Oviedo	FL		03/28/2023		109,938								236		
1390810	Sarasota	FL		03/26/2024		107,116								201		
1331712	Glen Head	NY		02/26/2024		233,288								518		
1413701	Alma	AR		03/27/2024		4,862								284		
1415033	Lonoke	AR		03/27/2024		1,659								294		
1569101	Linden	NJ		06/26/2024		91,559								152		
1355833	North Myrtle Beach	SC		03/08/2024		11,749								104		
1417265	Bentonville	AR		03/27/2024		17,581								430		
1400739	Brownsville	TX		03/26/2024		12,793								24		
1417063	Greenwood	AR		03/27/2024		11,826								247		
1074109	Portland	OR		03/28/2023		24,949								56		
1569098	Wilmington	DE		06/26/2024		21,315								24		
1416144	Fort Smith	AR		03/27/2024		13,283								292		
1250626	Elgin	SC		12/28/2023		54,158								81		
1243586	Palm Springs	CA		12/21/2023		812,910								1,303		
1233078	Coden	AL		12/13/2023		64,424								116		
1250160	Tampa	FL		12/28/2023		119,612								213		
1565522	Canonsburg	PA		06/25/2024		58,767								58		
1356060	Loxahatchee	FL		03/08/2024		69,630								147		
1414684	Canehill	AR		03/27/2024		3,078								234		
1414152	Kansas City	MO		03/27/2024		16,845								712		
1416487	Fort Smith	AR		03/27/2024		20,907								556		
1307511	Jacksonville	FL		02/08/2024		59,844								136		
1355861	Houston	TX		03/08/2024		26,140								58		
1437300	Oak Park	IL		04/10/2024		39,236								74		
1414163	Miami	OK		03/27/2024		1,535								182		
1416120	Springdale	AR		03/27/2024		28,787								955		
1416154	Alma	AR		03/27/2024		39,194								869		
1414342	Skiatook	OK		03/27/2024		9,715								309		
1337780	Chesterfield	VA		02/27/2024		133,452								296		
1250480	Los Angeles	CA		12/28/2023		598,579								1,262		
1418702	Robertsdale	AL		03/28/2024		29,739								44		
1498551	Gwynn Oak	MD		05/16/2024		21,771								34		
1498561	Pottsville	PA		05/16/2024		11,071								16		
1094024	La Mesa	CA		08/17/2023		1,170,993								2,892		
1437241	Carteret	NJ		04/10/2024		36,364								69		
1292762	Baltimore	MD		01/26/2024		77,427								100		
1333432	Paterson	NJ		02/26/2024		27,011								42		
1069462	New Rochelle	NY		02/23/2023		18,325								37		
1074593	Kingsland	GA		03/29/2023		8,988								20		
1413350	Farmington	AR		03/27/2024		3,680								551		
1413474	Oklahoma City	OK		03/27/2024		6,298								473		
1413487	Russellville	AR		03/27/2024		9,494								680		
1437224	Englewood	NJ		04/10/2024		76,221								156		
1390715	New Orleans	LA		03/26/2024		84,818								171		
1094208	San Bernardino	CA		08/28/2023		85,575								200		
1333474	Bonham	TX		02/26/2024		14,698								34		
1337858	Gun Barrel City	TX		02/27/2024		15,547								31		
1418857	Philadelphia	PA		03/28/2024		23,470								52		
1307597	Harrison	NJ		02/08/2024		138,690								296		
1549131	Edinburg	TX		06/13/2024		12,087								1,782		

E02.177

STATEMENT AS OF SEPTEMBER 30, 2024 OF THE First Allmerica Financial Life Insurance Company

**SCHEDULE B - PART 3**

Showing All Mortgage Loans DISPOSED, Transferred or Repaid During the Current Quarter

1 Loan Number	2 Location		4 Loan Type	5 Date Acquired	6 Disposal Date	7 Book Value/ Recorded Investment Excluding Accrued Interest Prior Year	8 Change in Book Value/Recorded Investment					14 Book Value/ Recorded Investment Excluding Accrued Interest on Disposal	15 Consid- eration	16 Foreign Exchange Gain (Loss) on Disposal	17 Realized Gain (Loss) on Disposal	18 Total Gain (Loss) on Disposal	
	2 City	3 State					8 Unrealized Valuation Increase/ (Decrease)	9 Current Year's (Amortization) /Accretion	10 Current Year's Other- Than- Temporary Impairment Recognized	11 Capitalized Deferred Interest and Other	12 Total Change in Book Value (8+9-10+11)						13 Total Foreign Exchange Change in Book Value
1250300	Lubbock	TX		12/28/2023		35,558											.76
1437382	Port St. Lucie	FL		04/10/2024		90,564											201
1088852	York	PA		06/28/2023		39,812											.81
1416206	Centerton	AR		03/27/2024		16,394											402
1416253	Independence	MO		03/27/2024		102,847											13,050
1250504	Kutztown	PA		12/28/2023		41,504											.87
1414330	Grove	OK		03/27/2024		6,802											266
1250423	New Smyrna Beach	FL		12/28/2023		71,583											120
1339905	Guilford	CT		02/28/2024		919,685											2,147
1390638	Staten Island	NY		03/26/2024		69,925											127
1565464	Las Vegas	NV		06/25/2024		77,300											124
1565490	Huntington Beach	CA		06/25/2024		183,030											361
1491407	Bay Point	CA		05/10/2024		80,176											180
1415659	Tulsa	OK		03/27/2024		8,696											164
1416416	Fayetteville	AR		03/27/2024		20,505											435
1290223	Wadsworth	OH		01/25/2024		179,341											372
1417576	Elkins	AR		03/27/2024		10,315											216
1209871	San Jose	CA		11/29/2023		176,168											2,023
1412832	Rogers	AR		03/27/2024		13,828											962
1093944	Clinton Township	MI		08/17/2023		39,230											191
1418929	Milwaukee	WI		03/28/2024		12,255											19
1568003	Temecula	CA		06/26/2024		319,438											493
1061559	Denver	CO		10/26/2022		75,505											230
1088902	Pittsburg	CA		06/28/2023		61,694											161
1348832	Columbus	OH		03/06/2024		60,884											191
1416166	Bella Vista	AR		03/27/2024		4,758											263
1093947	Riverton	UT		08/17/2023		211,847											499
1205267	Holt	MI		11/28/2023		65,771											110
1569070	St Louis	MO		06/26/2024		12,269											14
1569086	Island Park	ID		06/26/2024		40,951											86
1297349	Miami Gardens	FL		01/30/2024		105,103											227
1339829	Lake Worth	FL		02/28/2024		199,467											422
1339854	Washington	DC		02/28/2024		539,340											1,632
1413611	Mountain Grove	MO		03/27/2024		2,884											185
1565397	Jacksonville	FL		06/25/2024		32,687											48
1437290	Englewood	FL		04/10/2024		32,204											55
1056288	North Port	FL		08/26/2022		12,845											48
1416643	Fayetteville	AR		03/27/2024		31,085											684
1250496	New York	NY		12/28/2023		478,660											914
1055863	Traverse City	MI		08/26/2022		16,068											46
1501491	Mc Farland	CA		05/28/2024		31,281											55
1498639	Houston	TX		05/16/2024		25,887											264
1087353	Miami	FL		06/21/2023		304,889											578
1096613	Doral	FL		09/27/2023		29,281											63
1056182	Pittsburgh	PA		08/26/2022		7,171											24
1418844	Jersey City	NJ		03/28/2024		56,483											116
1233048	Cape Coral	FL		12/13/2023		120,620											298
1339938	Los Angeles	CA		02/28/2024		438,919											1,018
1565605	Hollywood	FL		06/25/2024		171,937											245
1210008	Towson	MD		11/29/2023		100,637											186
1418741	Atlanta	GA		03/28/2024		21,035											46

E02.178

STATEMENT AS OF SEPTEMBER 30, 2024 OF THE First Allmerica Financial Life Insurance Company

**SCHEDULE B - PART 3**

Showing All Mortgage Loans DISPOSED, Transferred or Repaid During the Current Quarter

1 Loan Number	2 Location		4 Loan Type	5 Date Acquired	6 Disposal Date	7 Book Value/ Recorded Investment Excluding Accrued Interest Prior Year	8 Change in Book Value/Recorded Investment					14 Book Value/ Recorded Investment Excluding Accrued Interest on Disposal	15 Consid- eration	16 Foreign Exchange Gain (Loss) on Disposal	17 Realized Gain (Loss) on Disposal	18 Total Gain (Loss) on Disposal
	2 City	3 State					8 Unrealized Valuation Increase/ (Decrease)	9 Current Year's (Amortization) /Accretion	10 Current Year's Other- Than- Temporary Impairment Recognized	11 Capitalized Deferred Interest and Other	12 Total Change in Book Value (8+9-10+11)					
1549196	Hernando Beach	FL		06/13/2024		105,909								150		
1549171	Brockton	MA		06/13/2024		107,245								180		
1232932	Middle Village	NY		12/13/2023		321,241								845		
1568027	Nashville	TN		06/26/2024		204,450								306		
1568046	Oceanside	CA		06/26/2024		170,217								225		
1090826	Dallas	TX		07/12/2023		26,913								38		
1415969	Pierce City	MO		03/27/2024		6,717								265		
1491382	Hewlett	NY		05/10/2024		65,511								137		
1416203	Overland Park	KS		03/27/2024		17,904								414		
1338057	Opa Locka	FL		02/27/2024		23,371								42		
1491154	Brooklyn	NY		05/10/2024		129,034								181		
1360367	Memphis	TN		03/11/2024		11,613								25		
1135355	Palm Coast	FL		10/27/2023		8,870								19		
1413998	Springdale	AR		03/27/2024		7,678								393		
1290922	Homestead	FL		01/25/2024		85,138								152		
1333508	Nyack	NY		02/26/2024		46,322								95		
1333531	Ocean City	MD		02/26/2024		14,197								33		
1250484	North Potomac	MD		12/28/2023		150,739								327		
1250500	Mansfield	TX		12/28/2023		164,825								288		
1093348	Gettysburg	PA		08/09/2023		28,353								50		
1090844	Forest City	NC		07/12/2023		24,485								979		
1498670	Pembroke Park	FL		05/16/2024		44,387								80		
1094032	Jamaica	NY		08/17/2023		152,027								2,275		
1297433	Columbus	OH		01/30/2024		128,602								196		
1437259	Woodland	CA		04/10/2024		76,865								152		
1348951	San Mateo	CA		03/06/2024		431,116								878		
1413609	Bentonville	AR		03/27/2024		18,731								1,259		
1390689	Sevierville	TN		03/26/2024		73,550								231		
1416326	Owasso	OK		03/27/2024		37,705								2,047		
1569285	Fontana	CA		06/26/2024		89,202								606		
1569333	Bronx	NY		06/26/2024		132,434								190		
1339812	Cable	WI		02/28/2024		62,097								99		
1355887	Portland	OR		03/08/2024		119,551								240		
1093278	Oceanside	CA		08/09/2023		211,392								500		
1061537	Boyer City	MI		10/26/2022		39,927								93		
1061554	Corpus Christi	TX		10/26/2022		36,317								109		
1349075	Canastota	NY		03/06/2024		145,218								286		
1337978	Clovis	CA		02/27/2024		29,297								63		
1337987	Baltimore	MD		02/27/2024		16,666								26		
1297385	Hunlock Creek	PA		01/30/2024		68,601								126		
1390785	Brooklyn	NY		03/26/2024		96,348								212		
1118913	Birmingham	AL		10/17/2023		26,298								58		
1383533	Ringwood	NJ		03/21/2024		41,351								85		
1413294	Norman	OK		03/27/2024		2,713								820		
1416372	Willard	MO		03/27/2024		27,486								604		
1565408	Grand Rapids	MI		06/25/2024		99,269								142		
1498629	Dayton	OH		05/16/2024		9,440								16		
1329269	Dallas	TX		02/23/2024		61,688								73		
1091605	Santa Clarita	CA		07/25/2023		113,148								301		
1091609	Branford	CT		07/25/2023		59,546								90		
1250415	Gainesville	FL		12/28/2023		45,465								58		

E02.179

STATEMENT AS OF SEPTEMBER 30, 2024 OF THE First Allmerica Financial Life Insurance Company

**SCHEDULE B - PART 3**

Showing All Mortgage Loans DISPOSED, Transferred or Repaid During the Current Quarter

1 Loan Number	2 Location		4 Loan Type	5 Date Acquired	6 Disposal Date	7 Book Value/ Recorded Investment Excluding Accrued Interest Prior Year	8 Change in Book Value/Recorded Investment					14 Book Value/ Recorded Investment Excluding Accrued Interest on Disposal	15 Consid- eration	16 Foreign Exchange Gain (Loss) on Disposal	17 Realized Gain (Loss) on Disposal	18 Total Gain (Loss) on Disposal
	2 City	3 State					8 Unrealized Valuation Increase/ (Decrease)	9 Current Year's (Amortization) /Accretion	10 Current Year's Other- Than- Temporary Impairment Recognized	11 Capitalized Deferred Interest and Other	12 Total Change in Book Value (8+9-10+11)					
1087334	Fort Washington	MD		06/21/2023		265,293										719
1233137	Texas City	TX		12/13/2023		91,537										196
1241764	Honolulu	HI		12/21/2023		319,161										611
1356061	Oakland Gardens	NY		03/08/2024		106,383										322
1413322	Bentonville	AR		03/27/2024		10,106										795
1093982	Sapulpa	OK		08/17/2023		38,604										323
1329176	North Myrtle Beach	SC		02/23/2024		61,969										119
1549136	Cleveland	OH		06/13/2024		10,352										19
1569460	Gansevoort	NY		06/26/2024		58,290										77
1076125	Quakertown	PA		04/27/2023		36,354										80
1074655	Lake Kiowa	TX		04/28/2023		102,302										242
1250593	Katy	TX		12/28/2023		67,080										123
1292842	Memphis	TN		01/26/2024		45,607										87
1383540	Kyle	TX		03/21/2024		25,539										59
1383547	Kaneohe	HI		03/21/2024		133,096										266
1400694	Cleveland	GA		03/26/2024		97,259										165
1090765	Garden Grove	CA		07/12/2023		89,099										175
1126369	Los Angeles	CA		10/20/2023		234,673										580
1329217	Commerce City	CO		02/23/2024		38,818										69
1549315	Duncan	SC		06/13/2024		29,922										53
1241694	Colorado Springs	CO		12/21/2023		217,722										1,693
1501619	Columbus	OH		05/28/2024		29,237										63
1094854	Lancaster	CA		09/07/2023		11,048										16
1413637	Joplin	MO		03/27/2024		3,031										196
1290821	Milwaukee	WI		01/25/2024		58,440										720
1290969	North Miami Beach	FL		01/25/2024		34,959										62
1056207	Hixson	TN		08/26/2022		10,739										35
1349086	Pebble Beach	CA		03/06/2024		1,071,263										2,579
1074096	Massapequa Park	NY		03/28/2023		48,169										84
1337952	Fort Worth	TX		02/27/2024		29,446										57
1297315	Detroit	MI		01/30/2024		52,729										95
1356011	North Bellmore	NY		03/08/2024		63,459										121
1565349	Gordonsville	VA		06/25/2024		33,566										42
1094883	Port Saint Lucie	FL		09/07/2023		23,207										67
1414881	Fayetteville	AR		03/27/2024		12,476										326
1413732	Little Rock	AR		03/27/2024		1,961										1,094
1337758	Pawleys Island	SC		02/27/2024		32,230										165
1297348	Philadelphia	PA		01/30/2024		51,820										100
1415084	Springdale	AR		03/27/2024		11,475										350
1355820	Brooklyn	NY		03/08/2024		135,324										273
1292788	Linden	NJ		01/26/2024		141,549										272
1069476	Flagstaff	AZ		02/24/2023		42,152										96
1501687	Lahaina	HI		05/28/2024		89,701										205
1417066	Walnut Grove	MO		03/27/2024		12,933										281
1250440	Glendale	CA		12/28/2023		392,637										776
1307601	Knoxville	TN		02/08/2024		105,432										13,652
1337909	Greensboro	NC		02/27/2024		12,713										25
1056327	Racine	WI		08/26/2022		4,712										49
1250592	Gotha	FL		12/28/2023		269,523										596
1243579	Marina Del Rey	CA		12/21/2023		173,453										335
1233092	Eagle River	AK		12/13/2023		97,894										212

E02.180

STATEMENT AS OF SEPTEMBER 30, 2024 OF THE First Allmerica Financial Life Insurance Company

**SCHEDULE B - PART 3**

Showing All Mortgage Loans DISPOSED, Transferred or Repaid During the Current Quarter

1 Loan Number	2 Location		4 Loan Type	5 Date Acquired	6 Disposal Date	7 Book Value/ Recorded Investment Excluding Accrued Interest Prior Year	8 Change in Book Value/Recorded Investment					14 Book Value/ Recorded Investment Excluding Accrued Interest on Disposal	15 Consid- eration	16 Foreign Exchange Gain (Loss) on Disposal	17 Realized Gain (Loss) on Disposal	18 Total Gain (Loss) on Disposal
	2 City	3 State					8 Unrealized Valuation Increase/ (Decrease)	9 Current Year's (Amortization) /Accretion	10 Current Year's Other- Than- Temporary Impairment Recognized	11 Capitalized Deferred Interest and Other	12 Total Change in Book Value (8+9-10+11)					
1400759	Kansas City	KS		03/26/2024		7,087							3,576			
1290356	Ocala	FL		01/25/2024		82,858							186			
1056157	Farmersville	CA		08/26/2022		8,154							24			
1307504	Duchesne	UT		02/08/2024		50,686							158			
1569167	Nags Head	NC		06/26/2024		58,489							84			
1383654	College Station	TX		03/21/2024		41,170							98			
1491080	Dolton	IL		05/10/2024		15,517							32			
1501455	Mesa	AZ		05/28/2024		77,410							78			
1501456	Gilbert	AZ		05/28/2024		63,512							632			
1418841	Powell	TN		03/28/2024		40,979							79			
1417287	Springdale	AR		03/27/2024		18,416							487			
1417269	Tulsa	OK		03/27/2024		28,433							589			
1498437	Thermal	CA		05/16/2024		19,770							43			
1415202	Fayetteville	AR		03/27/2024		12,872							313			
1417120	Mount Ida	AR		03/27/2024		25,491							549			
1400712	Houston	TX		03/26/2024		34,342							75			
1292895	Riverside	CA		01/26/2024		248,753							468			
1056139	Citrus Heights	CA		08/26/2022		14,292							57			
1093274	Loxahatchee	FL		08/09/2023		93,318							692			
1569369	Ponte Vedra Beach	FL		06/26/2024		30,764							42			
1416755	Blue Springs	MO		03/27/2024		16,587							356			
1329333	Fort Gibson	OK		02/23/2024		68,482							144			
1413988	Chouteau	OK		03/27/2024		5,550							327			
1414001	Edmond	OK		03/27/2024		7,460							445			
1501547	Virginia Beach	VA		05/28/2024		27,401							49			
1096660	Inverness	FL		09/27/2023		35,962							121			
1355818	Brooklyn	NY		03/08/2024		199,101							400			
1355825	Indianapolis	IN		03/08/2024		22,688							46			
1355803	Chicago	IL		03/08/2024		32,323							56			
1417305	Eudora	KS		03/27/2024		54,289							1,140			
1414469	Piedmont	OK		03/27/2024		10,406							389			
1415223	Atkins	AR		03/27/2024		6,088							151			
1415230	Powersite	MO		03/27/2024		12,574							296			
1415238	Green Forest	AR		03/27/2024		5,335							203			
1056103	Tulsa	OK		08/26/2022		4,902							17			
1080387	Palmetto Bay	FL		05/15/2023		59,219							172			
1415620	Fort Smith	AR		03/27/2024		21,591							7,822			
1116896	Southport	NC		10/13/2023		11,779							31			
1569202	Fayetteville	GA		06/26/2024		95,186							61,199			
1569209	Northampton	MA		06/26/2024		48,644							6,306			
1234907	Mapleton	UT		12/14/2023		486,766							1,211			
1290824	Kissimmee	FL		01/25/2024		135,574							438			
1569315	Fort Pierce	FL		06/26/2024		32,591							126			
1569314	Jackson	MS		06/26/2024		14,751							19			
1355954	North Charleston	SC		03/08/2024		33,405							71			
1329296	Redmond	WA		02/23/2024		228,343							538			
1338131	Port Richey	FL		02/27/2024		21,922							192			
1415164	Edmond	OK		03/27/2024		19,248							591			
1437369	San Leandro	CA		04/10/2024		51,767							118			
1437378	Levittown	NY		04/10/2024		73,101							148			
1356017	Salamanca	NY		03/08/2024		29,591							51			

E02.181

STATEMENT AS OF SEPTEMBER 30, 2024 OF THE First Allmerica Financial Life Insurance Company

**SCHEDULE B - PART 3**

Showing All Mortgage Loans DISPOSED, Transferred or Repaid During the Current Quarter

1 Loan Number	2 Location		4 Loan Type	5 Date Acquired	6 Disposal Date	7 Book Value/ Recorded Investment Excluding Accrued Interest Prior Year	8 Change in Book Value/Recorded Investment					14 Book Value/ Recorded Investment Excluding Accrued Interest on Disposal	15 Consid- eration	16 Foreign Exchange Gain (Loss) on Disposal	17 Realized Gain (Loss) on Disposal	18 Total Gain (Loss) on Disposal
	2 City	3 State					8 Unrealized Valuation Increase/ (Decrease)	9 Current Year's (Amortization) /Accretion	10 Current Year's Other- Than- Temporary Impairment Recognized	11 Capitalized Deferred Interest and Other	12 Total Change in Book Value (8+9-10+11)					
1297226	Pittsburgh	PA		01/30/2024		54,472								100		
1068577	Miami Beach	FL		01/26/2023		14,618								34		
1074144	Riverview	FL		03/28/2023		40,249								59		
1413507	Bella Vista	AR		03/27/2024		4,224								511		
1074116	Bryson City	NC		03/28/2023		110,269								225		
1349128	Boynton Beach	FL		03/06/2024		112,331								259		
1567992	Cherry Hills Village	CO		06/26/2024		354,204								630		
1241778	Bainbridge Island	WA		12/21/2023		290,184								592		
1243523	Marietta	GA		12/21/2023		146,718								479		
1074412	Ossining	NY		03/29/2023		47,488								60		
1086636	Lithonia	GA		06/08/2023		30,261								58		
1569118	Las Vegas	NV		06/26/2024		30,743								64		
1569122	Troy	NY		06/26/2024		46,126								58		
1337955	Bakersfield	CA		02/27/2024		18,641								42		
1400672	Miami Lakes	FL		03/26/2024		93,351								188		
1094934	Fresno	CA		09/07/2023		29,330								175		
1383536	Richmond	VA		03/21/2024		17,936								33		
1491451	Fulton	CA		05/10/2024		108,119								251		
1113185	Cayuga	NY		10/13/2023		8,253								19		
1491380	Milton	DE		05/10/2024		23,374								23		
1417411	Kansas City	KS		03/27/2024		27,075								553		
1414605	Elkins	AR		03/27/2024		10,953								508		
1437471	Sunnyvale	TX		04/10/2024		21,467								135		
1088828	Indianapolis	IN		06/28/2023		47,014								96		
1414447	Warr Acres	OK		03/27/2024		3,905								166		
1565481	Northbrook	IL		06/25/2024		23,123								32		
1414754	Tulsa	OK		03/27/2024		9,860								664		
1437418	Thousand Oaks	CA		04/10/2024		110,699								876		
1088650	Lakeland	FL		06/28/2023		77,768								191		
1390766	Largo	FL		03/26/2024		38,283								84		
1501701	Chula Vista	CA		05/28/2024		163,626								424		
1234894	Phoenix	AZ		12/14/2023		830,437								2,051		
1416628	Springdale	AR		03/27/2024		11,083								239		
1413806	Leawood	KS		03/27/2024		2,435								1,347		
1418762	Memphis	TN		03/28/2024		12,479								28		
1250517	Calabasas	CA		12/28/2023		710,664								1,415		
1390793	Woodland Park	NJ		03/26/2024		77,161								120		
1137102	Springfield	VT		10/30/2023		42,174								66		
1437403	Roswell	GA		04/10/2024		67,450								126		
1292793	Rahway	NJ		01/26/2024		152,205								316		
1337717	Sebastian	FL		02/27/2024		36,982								65		
1135304	Hollywood	FL		10/27/2023		11,505								24		
1416736	Springdale	AR		03/27/2024		5,905								187		
1417036	Bella Vista	AR		03/27/2024		25,060								523		
1085908	Rio Verde	AZ		05/25/2023		23,670								52		
1400819	Atlanta	GA		03/26/2024		12,233								25		
1338013	Portsmouth	VA		02/27/2024		17,219								36		
1297316	North Las Vegas	NV		01/30/2024		84,691								153		
1412968	Little Rock	AR		03/27/2024		3,858								177		
1135296	Indianapolis	IN		10/27/2023		5,255								32		
1414812	Blue Eye	MO		03/27/2024		22,890								788		

E02.182

STATEMENT AS OF SEPTEMBER 30, 2024 OF THE First Allmerica Financial Life Insurance Company

**SCHEDULE B - PART 3**

Showing All Mortgage Loans DISPOSED, Transferred or Repaid During the Current Quarter

1 Loan Number	2 Location		4 Loan Type	5 Date Acquired	6 Disposal Date	7 Book Value/ Recorded Investment Excluding Accrued Interest Prior Year	8 Change in Book Value/Recorded Investment					14 Book Value/ Recorded Investment Excluding Accrued Interest on Disposal	15 Consid- eration	16 Foreign Exchange Gain (Loss) on Disposal	17 Realized Gain (Loss) on Disposal	18 Total Gain (Loss) on Disposal
	2 City	3 State					8 Unrealized Valuation Increase/ (Decrease)	9 Current Year's (Amortization) /Accretion	10 Current Year's Other- Than- Temporary Impairment Recognized	11 Capitalized Deferred Interest and Other	12 Total Change in Book Value (8+9-10+11)					
1415830	Fayetteville	AR		03/27/2024		14,294							774			
1569099	Cocoa	FL		06/26/2024		31,573							39			
1569176	Renton	WA		06/26/2024		148,687							208			
1383645	Fort Worth	TX		03/21/2024		29,623							58			
1501426	Fort Lee	NJ		05/28/2024		131,784							330			
1501448	Arlington	TX		05/28/2024		48,442							119			
1501446	Port Richey	FL		05/28/2024		36,959							91			
1418824	Multiple Properties	NJ		03/28/2024		164,521							348			
1413633	Fort Smith	AR		03/27/2024		27,379							1,809			
1413690	Rogers	AR		03/27/2024		8,740							635			
1418742	Columbus	OH		03/28/2024		14,305							31			
1415073	McAlester	OK		03/27/2024		5,011							275			
1290368	San Juan Capistrano	CA		01/25/2024		372,885							939			
1390717	Philadelphia	PA		03/26/2024		21,832							41			
1417043	West Fork	AR		03/27/2024		35,914							1,050			
1417052	Farmington	AR		03/27/2024		19,327							409			
1416862	Jenks	OK		03/27/2024		18,457							395			
1292913	Mc Donald	TN		01/26/2024		8,710							139			
1569160	Pomona	NY		06/26/2024		26,681							55			
1569380	Daytona Beach	FL		06/26/2024		30,764							42			
1413172	Salina	OK		03/27/2024		10,984							967			
1413211	Jenks	OK		03/27/2024		4,936							393			
1413738	Little Rock	AR		03/27/2024		8,264							478			
1413742	Sherwood	AR		03/27/2024		637							499			
1565574	Pflugerville	TX		06/25/2024		47,971							61			
1565580	Parks	AZ		06/25/2024		283,923							227			
1416735	Pocola	OK		03/27/2024		16,964							439			
1414899	Bartlesville	OK		03/27/2024		5,154							132			
1414892	Joplin	MO		03/27/2024		7,071							220			
1414915	Neosho	MO		03/27/2024		10,008							256			
1415091	Fort Smith	AR		03/27/2024		5,511							128			
1232910	Encino	CA		12/13/2023		610,114							2,309			
1066468	Grand Rapids	MI		11/22/2022		44,501							114			
1418720	Jacksonville	FL		03/28/2024		16,348							36			
1233083	Far Rockaway	NY		12/13/2023		399,739							832			
1400699	Edison	NJ		03/26/2024		55,670							1,197			
1333473	Lakeland	FL		02/26/2024		33,650							75			
1224030	Mission Viejo	CA		12/07/2023		663,861							1,875			
1498495	Danbury	CT		05/16/2024		17,058							23			
1498500	Washingtonville	NY		05/16/2024		48,411							64			
1416517	Rogers	AR		03/27/2024		8,856							286			
1205313	Park City	UT		11/28/2023		572,245							1,040			
1272125	Tarpon Springs	FL		01/09/2024		118,247							235			
1272131	Phoenix	AZ		01/09/2024		230,050							1,107			
1339823	Ocean City	MD		02/28/2024		128,603							308			
1086755	Bayfield	WI		06/08/2023		30,825							73			
1199556	Folsom	PA		11/21/2023		56,262							81			
1337915	Memphis	TN		02/27/2024		13,558							114			
1414428	Kansas	OK		03/27/2024		3,932							159			
1113208	Sicklerville	NJ		10/13/2023		3,207							42			
1224086	Glendale	CA		12/07/2023		425,119							1,118			

E02.183



STATEMENT AS OF SEPTEMBER 30, 2024 OF THE First Allmerica Financial Life Insurance Company

**SCHEDULE B - PART 3**

Showing All Mortgage Loans DISPOSED, Transferred or Repaid During the Current Quarter

1 Loan Number	2 Location		4 Loan Type	5 Date Acquired	6 Disposal Date	7 Book Value/ Recorded Investment Excluding Accrued Interest Prior Year	8 Change in Book Value/Recorded Investment					14 Book Value/ Recorded Investment Excluding Accrued Interest on Disposal	15 Consid- eration	16 Foreign Exchange Gain (Loss) on Disposal	17 Realized Gain (Loss) on Disposal	18 Total Gain (Loss) on Disposal
	2 City	3 State					8 Unrealized Valuation Increase/ (Decrease)	9 Current Year's (Amortization) /Accretion	10 Current Year's Other- Than- Temporary Impairment Recognized	11 Capitalized Deferred Interest and Other	12 Total Change in Book Value (8+9-10+11)					
1413492	Shawnee	OK		03/27/2024		4,124							354			
1290892	Taylor	MI		01/25/2024		34,524							72			
1205250	Deer Park	NY		11/28/2023		102,208							139			
1205286	Spartanburg	SC		11/28/2023		88,755							133			
1205299	South Padre Island	TX		11/28/2023		48,239							92			
1209764	Hialeah	FL		11/29/2023		219,583							291			
1209777	Mesquite	TX		11/29/2023		57,630							135			
1250441	Westminster	CA		12/28/2023		209,937							375			
1056307	Indianapolis	IN		08/26/2022		4,685							13			
1437237	Baldwin	FL		04/10/2024		30,134							60			
1414311	Little Rock	AR		03/27/2024		5,689							189			
1290335	Hollywood	FL		01/25/2024		284,821							558			
1290967	Toledo	OH		01/25/2024		37,541							51			
1417183	Russellville	AR		03/27/2024		22,437							496			
1093935	Big Bear Lake	CA		08/17/2023		111,315							280			
1414408	Broken Arrow	OK		03/27/2024		20,026							1,058			
1414321	Tecumseh	OK		03/27/2024		7,007							298			
1349115	Hallandale Beach	FL		03/06/2024		124,937							321			
1091708	Weston	FL		07/25/2023		30,972							70			
1093191	Wheeling	WV		08/09/2023		15,836							28			
1290310	Charlotte	NC		01/25/2024		162,043							346			
1290399	West Palm Beach	FL		01/25/2024		186,042							293			
1569146	Indianapolis	IN		06/26/2024		23,032							35			
1413282	Carl Junction	MO		03/27/2024		4,148							413			
1135353	Edison	NJ		10/27/2023		4,391							10			
1416419	Springdale	AR		03/27/2024		24,290							593			
1250575	Moro	OR		12/28/2023		48,914							67			
1088914	Jurupa Valley	CA		06/28/2023		43,754							110			
1348966	Louisville	KY		03/06/2024		45,012							82			
1417238	Hot Springs	AR		03/27/2024		24,129							507			
1569138	O'fallon	MO		06/26/2024		37,296							54			
1569142	King George	VA		06/26/2024		38,851							58			
1199530	Overland Park	KS		11/21/2023		49,350							2,162			
1199524	Wichita	KS		11/21/2023		44,737							66			
1348929	Pompano Beach	FL		03/06/2024		98,703							213			
1234904	Scottsdale	AZ		12/14/2023		693,268							1,683			
1491170	Goose Creek	SC		05/10/2024		24,572							50			
1199534	Santa Barbara	CA		11/21/2023		591,003							2,276			
1348889	Post Falls	ID		03/06/2024		167,087							400			
1250580	Thousand Oaks	CA		12/28/2023		148,793							285			
1297519	Kissimmee	FL		01/30/2024		58,892							119			
1094738	Gwynn Oak	MD		09/07/2023		22,566							40			
1418931	Chattanooga	TN		03/28/2024		16,024							38			
1418959	Cape Coral	FL		03/28/2024		54,888							117			
1232936	Fountain Valley	CA		12/13/2023		573,941							1,240			
1555774	Weston	FL		06/18/2024		122,625							280			
1233154	La Mirada	CA		12/13/2023		271,070							639			
1416349	Little Rock	AR		03/27/2024		14,497							324			
1090806	Wilmington	NC		07/12/2023		41,655							10			
1224135	Miami	FL		12/07/2023		647,050							2,574			
1205263	Manteca	CA		11/28/2023		233,532							463			

STATEMENT AS OF SEPTEMBER 30, 2024 OF THE First Allmerica Financial Life Insurance Company

**SCHEDULE B - PART 3**

Showing All Mortgage Loans DISPOSED, Transferred or Repaid During the Current Quarter

1 Loan Number	2 Location		4 Loan Type	5 Date Acquired	6 Disposal Date	7 Book Value/ Recorded Investment Excluding Accrued Interest Prior Year	8 Change in Book Value/Recorded Investment					14 Book Value/ Recorded Investment Excluding Accrued Interest on Disposal	15 Consid- eration	16 Foreign Exchange Gain (Loss) on Disposal	17 Realized Gain (Loss) on Disposal	18 Total Gain (Loss) on Disposal	
	2 City	3 State					8 Unrealized Valuation Increase/ (Decrease)	9 Current Year's (Amortization) /Accretion	10 Current Year's Other- Than- Temporary Impairment Recognized	11 Capitalized Deferred Interest and Other	12 Total Change in Book Value (8+9-10+11)						13 Total Foreign Exchange Change in Book Value
1290974	Riviera Beach	FL		01/25/2024		70,712											113
1094909	Esterio	FL		09/07/2023		78,302											188
1094912	(canyon Country Area), Santa Clarita	CA		09/07/2023		140,506											333
1126353	Port Bolivar	TX		10/20/2023		32,653											72
1250196	Waddell	AZ		12/28/2023		55,443											116
1437455	Malden	MA		04/10/2024		78,142											101
1437458	Streamwood	IL		04/10/2024		29,833											61
1188969	Roseville	CA		11/21/2023		160,797											480
1400781	Olyphant	PA		03/26/2024		14,891											24
1232911	La Puente	CA		12/13/2023		324,557											679
1090752	Fargo	ND		07/12/2023		92,746											218
1333505	Little Ferry	NJ		02/26/2024		65,944											133
1418994	Las Vegas	NV		03/28/2024		26,874											55
1113206	West Hills	CA		10/13/2023		24,392											56
1498634	Austin	TX		05/16/2024		324,498											608
1224162	Draper	UT		12/07/2023		412,648											1,193
1355799	Saint Petersburg	FL		03/08/2024		24,702											41
1383775	Yonkers	NY		03/21/2024		38,944											374
1333437	Baltimore	MD		02/26/2024		24,782											34
1085886	San Jose	CA		05/25/2023		55,877											140
1337794	Multiple Properties	VA		02/27/2024		74,584											192
1250652	Harrisburg	PA		12/28/2023		33,685											70
1272106	Roseville	CA		01/09/2024		347,114											1,221
1292746	Ruidoso	NM		01/26/2024		59,300											96
1290393	Willoughby	OH		01/25/2024		137,505											270
1413326	Norman	OK		03/27/2024		6,354											614
1209801	San Antonio	TX		11/29/2023		67,993											83
1090755	Temecula	CA		07/12/2023		117,423											304
1349071	Downingtown	PA		03/06/2024		310,273											767
1491171	Holland	MI		05/10/2024		38,456											300
1491164	Goose Creek	SC		05/10/2024		24,572											50
1096597	Rocky Mount	NC		09/25/2023		47,442											102
1415368	Fayetteville	AR		03/27/2024		38,116											917
1415446	Rogers	AR		03/27/2024		9,861											320
1415413	Nowata	OK		03/27/2024		7,838											180
1415841	Bartlesville	OK		03/27/2024		31,570											776
1415859	Fort Smith	AR		03/27/2024		23,458											519
1415130	Hollister	MO		03/27/2024		7,715											193
1093230	Grove City	OH		08/09/2023		53,334											132
1290236	Delaware	OH		01/25/2024		348,185											2,715
1085922	Ponder	TX		05/25/2023		28,557											69
1297541	Houston	TX		01/30/2024		92,820											170
1090836	Philadelphia	PA		07/12/2023		38,869											85
1224076	Alpine	CA		12/07/2023		870,428											2,370
1498492	New Britain	CT		05/16/2024		38,552											82
1233100	Sunny Isles Beach	FL		12/13/2023		268,974											611
1338101	Chattanooga	TN		02/27/2024		16,903											35
1250408	Gillsville	GA		12/28/2023		68,639											146
1094215	Atlanta	GA		08/28/2023		41,789											98
1094211	Fort Walton Beach	FL		08/28/2023		34,943											93
1349032	Winter Garden	FL		03/06/2024		95,731											264

E02.185

STATEMENT AS OF SEPTEMBER 30, 2024 OF THE First Allmerica Financial Life Insurance Company

**SCHEDULE B - PART 3**

Showing All Mortgage Loans DISPOSED, Transferred or Repaid During the Current Quarter

1 Loan Number	2 Location		4 Loan Type	5 Date Acquired	6 Disposal Date	7 Book Value/ Recorded Investment Excluding Accrued Interest Prior Year	8 Change in Book Value/Recorded Investment					14 Book Value/ Recorded Investment Excluding Accrued Interest on Disposal	15 Consid- eration	16 Foreign Exchange Gain (Loss) on Disposal	17 Realized Gain (Loss) on Disposal	18 Total Gain (Loss) on Disposal
	2 City	3 State					8 Unrealized Valuation Increase/ (Decrease)	9 Current Year's (Amortization) /Accretion	10 Current Year's Other- Than- Temporary Impairment Recognized	11 Capitalized Deferred Interest and Other	12 Total Change in Book Value (8+9-10+11)					
1076859	Fort Lauderdale	FL		04/21/2023		153,201								450		
1417538	Fayetteville	AR		03/27/2024		24,324								720		
1417642	Atkins	AR		03/27/2024		8,071								311		
1416475	Bartlesville	OK		03/27/2024		9,705								273		
1250362	San Diego	CA		12/28/2023		75,281								187		
1333487	Naples	FL		02/26/2024		80,178								170		
1333491	Houston	TX		02/26/2024		23,473								45		
1567989	Tenafly	NJ		06/26/2024		239,936								411		
1568008	Napa	CA		06/26/2024		320,188								545		
1337830	Detroit	MI		02/27/2024		15,705								32		
1491142	Binghamton	NY		05/10/2024		15,409								27		
1498584	Macon	GA		05/16/2024		8,897								18		
1549065	Teaneck	NJ		06/13/2024		77,529								162		
1224140	Underwood	IA		12/07/2023		604,290								4,861		
1565569	Danville	CA		06/25/2024		373,239								756		
1565568	Paradise	CA		06/25/2024		51,413								67		
1106258	Tampa	FL		10/06/2023		68,685								148		
1297474	Catasauqua	PA		01/30/2024		64,422								109		
1094786	Spring Valley	NY		09/07/2023		55,450								130		
1337741	Orlando	FL		02/27/2024		65,837								1,936		
1355806	Bell	CA		03/08/2024		44,943								80		
1417623	Fayetteville	AR		03/27/2024		22,718								478		
1417629	Bartlesville	OK		03/27/2024		4,634								646		
1338122	Liverpool	NY		02/27/2024		20,572								35		
1297593	Phoenix	AZ		01/30/2024		96,889								163		
1491228	Steelton	PA		05/10/2024		19,659								68		
1113191	Valley Stream	NY		10/13/2023		20,847								40		
1113192	Phenix City	AL		10/13/2023		6,254								13		
1418973	East Sandwich	MA		03/28/2024		148,787								3,563		
1498513	Palmdale	CA		05/16/2024		35,564								73		
1498512	Bristol	PA		05/16/2024		21,088								30		
1078925	Coral Springs	FL		05/09/2023		100,461								2,610		
1416551	Bentonville	AR		03/27/2024		26,012								1,344		
1205265	Tavares	FL		11/28/2023		67,087								94		
1418826	Melbourne	FL		03/28/2024		22,908								151		
1418835	Garland	TX		03/28/2024		29,976								92		
1250371	Dixon	CA		12/28/2023		149,198								217		
1241768	Hilton Head Island	SC		12/21/2023		632,498								1,391		
1061553	Dallas	TX		10/26/2022		35,310								106		
1061567	Mesa	AZ		10/26/2022		85,833								228		
1437465	Palm Harbor	FL		04/10/2024		18,739								76		
1383820	Lexington	SC		03/21/2024		17,463								30		
1086016	Miami	FL		05/25/2023		9,368								17		
1290947	Aventura	FL		01/25/2024		66,655								138		
1329337	Compton	CA		02/23/2024		42,153								91		
1390789	Los Gatos	CA		03/26/2024		106,136								204		
1085899	San Antonio	TX		05/25/2023		10,438								7,054		
1250530	Arlington	TX		12/28/2023		86,448								127		
1329317	Cleveland	OH		02/23/2024		20,186								22		
1209790	Sedona	AZ		11/29/2023		220,393								465		
1337801	Multiple Properties	AL		02/27/2024		89,482								184		

E02.186

STATEMENT AS OF SEPTEMBER 30, 2024 OF THE First Allmerica Financial Life Insurance Company

**SCHEDULE B - PART 3**

Showing All Mortgage Loans DISPOSED, Transferred or Repaid During the Current Quarter

1 Loan Number	2 Location		4 Loan Type	5 Date Acquired	6 Disposal Date	7 Book Value/ Recorded Investment Excluding Accrued Interest Prior Year	8 Change in Book Value/Recorded Investment					14 Book Value/ Recorded Investment Excluding Accrued Interest on Disposal	15 Consid- eration	16 Foreign Exchange Gain (Loss) on Disposal	17 Realized Gain (Loss) on Disposal	18 Total Gain (Loss) on Disposal	
	2 City	3 State					8 Unrealized Valuation Increase/ (Decrease)	9 Current Year's (Amortization) /Accretion	10 Current Year's Other- Than- Temporary Impairment Recognized	11 Capitalized Deferred Interest and Other	12 Total Change in Book Value (8+9-10+11)						13 Total Foreign Exchange Change in Book Value
1090725	Davie	FL		07/12/2023		158,493											381
1199520	North Grafton	MA		11/21/2023		96,346											115
1241754	Groveland	FL		12/21/2023		244,960											509
1329194	Westwego	LA		02/23/2024		11,310											19
1329335	San Juan Capistrano	CA		02/23/2024		156,031											348
1290316	Caldwell	ID		01/25/2024		260,890											810
1085915	Waianae	HI		05/25/2023		36,275											92
1076076	Miami Beach	FL		04/27/2023		30,116											69
1077376	Stockton	CA		05/03/2023		169,430											338
1491146	Walland	TN		05/10/2024		204,374											402
1549265	Myrtle Beach	SC		06/13/2024		74,856											136
1437448	Cornelius	NC		04/10/2024		62,397											136
1415263	Mena	AR		03/27/2024		26,435											457
1415272	Bentonville	AR		03/27/2024		38,444											904
1329305	Frisco	TX		02/23/2024		77,810											128
1338087	San Jose	CA		02/27/2024		31,195											54
1232944	Judsonia	AR		12/13/2023		71,246											419
1232964	Riverside	CA		12/13/2023		200,189											468
1116899	Fullerton	CA		10/13/2023		18,031											47
1126327	Cape May	NJ		10/20/2023		39,628											81
1126349	Southside	AL		10/20/2023		15,210											21
1337924	Longs	SC		02/27/2024		28,771											68
1414732	Bixby	OK		03/27/2024		8,355											420
1233005	Jonesboro	GA		12/13/2023		510,465											3,105
1082537	Cookeville	TN		05/18/2023		229,301											366
1209729	New Bedford	MA		11/29/2023		98,450											199
1491328	Carlsbad	CA		05/10/2024		122,883											250
1491325	Yonkers	NY		05/10/2024		44,782											142
1416503	Newcastle	OK		03/27/2024		7,142											161
1292870	Brooklyn	NY		01/26/2024		721,378											1,433
1292868	River Edge	NJ		01/26/2024		122,480											244
1415043	Bella Vista	AR		03/27/2024		10,401											307
1232955	Colorado Springs	CO		12/13/2023		164,897											355
1418993	Knoxville	TN		03/28/2024		28,954											1,703
1094752	Torrington	CT		09/07/2023		17,303											44
1383771	Plano	TX		03/21/2024		32,979											62
1337972	Montgomery	AL		02/27/2024		13,393											26
1414125	Ratcliff	AR		03/27/2024		8,149											358
1416111	Salina	OK		03/27/2024		20,706											456
1094027	Oak Brook	IL		08/17/2023		703,716											1,433
1250618	Orlando	FL		12/28/2023		250,080											1,393
1418845	Galveston	TX		03/28/2024		19,581											40
1338017	Barstow	CA		02/27/2024		23,837											46
1355923	Wilmington	DE		03/08/2024		17,362											10
1383749	Gatlinburg	TN		03/21/2024		104,923											196
1383753	Wilmington	NC		03/21/2024		27,429											52
1292847	Naples	FL		01/26/2024		102,820											143
1416109	McAlester	OK		03/27/2024		30,121											730
1491313	Bryan	TX		05/10/2024		55,974											184
1569110	Fort Lauderdale	FL		06/26/2024		266,123											367
1232938	Prosper	TX		12/13/2023		492,297											1,056

E02.187

STATEMENT AS OF SEPTEMBER 30, 2024 OF THE First Allmerica Financial Life Insurance Company

**SCHEDULE B - PART 3**

Showing All Mortgage Loans DISPOSED, Transferred or Repaid During the Current Quarter

1 Loan Number	2 Location		4 Loan Type	5 Date Acquired	6 Disposal Date	7 Book Value/ Recorded Investment Excluding Accrued Interest Prior Year	8 Change in Book Value/Recorded Investment					14 Book Value/ Recorded Investment Excluding Accrued Interest on Disposal	15 Consid- eration	16 Foreign Exchange Gain (Loss) on Disposal	17 Realized Gain (Loss) on Disposal	18 Total Gain (Loss) on Disposal	
	2 City	3 State					8 Unrealized Valuation Increase/ (Decrease)	9 Current Year's (Amortization) /Accretion	10 Current Year's Other- Than- Temporary Impairment Recognized	11 Capitalized Deferred Interest and Other	12 Total Change in Book Value (8+9-10+11)						13 Total Foreign Exchange Change in Book Value
1094857	Statesville	NC		09/07/2023		9,577											25
1094888	Costa Mesa	CA		09/07/2023		163,155											356
1091652	Memphis	TN		07/25/2023		13,793											27
1498743	Essex	MD		05/16/2024		23,815											164
1414924	Galena	KS		03/27/2024		5,707											173
1414803	Green Forest	AR		03/27/2024		6,961											216
1209813	Nyack	NY		11/29/2023		152,862											1,094
1093206	Lago Vista	TX		08/09/2023		103,526											230
1093242	Pinellas Park	FL		08/09/2023		74,360											162
1568013	Midway	UT		06/26/2024		240,075											474
1113096	Hollywood	FL		10/13/2023		16,662											32
1250539	Kent	WA		12/28/2023		207,987											2,196
1232943	Flower Mound	TX		12/13/2023		202,263											1,492
1568019	Herriman	UT		06/26/2024		332,107											566
1232995	Northport	NY		12/13/2023		336,589											663
1094904	Westport	CT		09/07/2023		137,072											324
1549256	Freeport	NY		06/13/2024		83,436											167
1415499	Wister	OK		03/27/2024		11,371											359
1349057	Sunriver	OR		03/06/2024		399,722											712
1565520	Aventura	FL		06/25/2024		61,790											99
1241691	Saint Cloud	FL		12/21/2023		95,244											346
1241699	Concord	NC		12/21/2023		186,160											953
1501548	Mount Healthy	OH		05/28/2024		30,440											69
1292764	Baltimore	MD		01/26/2024		80,143											103
1337897	Amityville	NY		02/27/2024		33,986											68
1437226	Greenwich	CT		04/10/2024		64,443											145
1491446	Westminister	CA		05/10/2024		92,030											224
1356074	Avondale	AZ		03/08/2024		56,023											115
1501639	Burlington	NJ		05/28/2024		26,292											46
1383694	Akron	OH		03/21/2024		11,199											17
1056122	Rockledge	FL		08/26/2022		6,346											10
1498643	Bradenton	FL		05/16/2024		20,746											42
1297488	Mahopac	NY		01/30/2024		53,907											107
1297266	Covington	TN		01/30/2024		42,691											60
1491366	Parlin	NJ		05/10/2024		49,358											109
1337836	Multiple Properties	OH		02/27/2024		21,442											45
1390775	Buckeye	AZ		03/26/2024		27,636											74
1501597	Akron	OH		05/28/2024		26,166											49
1232909	Chino	CA		12/13/2023		142,067											264
1297600	Sandpoint	ID		01/30/2024		944,374											2,158
1290889	Apple Valley	MN		01/25/2024		36,260											24,769
1250307	Milwaukee	WI		12/28/2023		32,536											59
1094860	Fort Washington	MD		09/07/2023		17,372											45
1569479	Spokane	WA		06/26/2024		76,451											104
1568001	Celina	TX		06/26/2024		178,227											268
1307556	Port St Joe	FL		02/08/2024		869,221											1,320
1080430	Forest Hills	NY		05/15/2023		71,359											168
1383590	Corpus Christi	TX		03/21/2024		18,502											37
1414312	Noble	OK		03/27/2024		18,188											623
1568044	Saint Petersburg	FL		06/26/2024		206,836											265
1292807	Denton	TX		01/26/2024		126,277											370

STATEMENT AS OF SEPTEMBER 30, 2024 OF THE First Allmerica Financial Life Insurance Company

**SCHEDULE B - PART 3**

Showing All Mortgage Loans DISPOSED, Transferred or Repaid During the Current Quarter

1 Loan Number	2 Location		4 Loan Type	5 Date Acquired	6 Disposal Date	7 Book Value/ Recorded Investment Excluding Accrued Interest Prior Year	8 Change in Book Value/Recorded Investment					14 Book Value/ Recorded Investment Excluding Accrued Interest on Disposal	15 Consid- eration	16 Foreign Exchange Gain (Loss) on Disposal	17 Realized Gain (Loss) on Disposal	18 Total Gain (Loss) on Disposal
	2 City	3 State					8 Unrealized Valuation Increase/ (Decrease)	9 Current Year's (Amortization) /Accretion	10 Current Year's Other- Than- Temporary Impairment Recognized	11 Capitalized Deferred Interest and Other	12 Total Change in Book Value (8+9-10+11)					
1415628	Fort Smith	AR		03/27/2024		10,031							226			
1126338	Naples	FL		10/20/2023		31,764							55			
1491036	Mission Hills	CA		05/10/2024		109,621							230			
1413416	Farmington	AR		03/27/2024		2,179							154			
1413834	Edmond	OK		03/27/2024		16,095							1,438			
1383690	Watkins	CO		03/21/2024		30,269							159			
1383721	Destin	FL		03/21/2024		106,489							210			
1415153	Rogers	AR		03/27/2024		12,324							318			
1067186	Kaaawa	HI		12/22/2022		559,264							1,162			
1549189	Silver Spring	MD		06/13/2024		61,877							212			
1250264	Jackson	MS		12/28/2023		27,861							43			
1250260	Levittown	NY		12/28/2023		92,010							217			
1250289	Pittsburgh	PA		12/28/2023		31,594							68			
1413376	Oklahoma City	OK		03/27/2024		4,937							367			
1413372	Siloam Springs	AR		03/27/2024		7,422							554			
1501496	Norfolk	VA		05/28/2024		23,302							39			
1085895	Huntington Beach	CA		05/25/2023		91,633							211			
1417078	Gravette	AR		03/27/2024		11,720							268			
1491150	Lagrangeville	NY		05/10/2024		49,433							227			
1569425	Scranton	PA		06/26/2024		19,891							24			
1569427	Saint Louis	MO		06/26/2024		12,310							21			
1297369	Scranton	PA		01/30/2024		68,310							116			
1088631	Los Angeles	CA		06/28/2023		255,414							368			
1290928	Chicago	IL		01/25/2024		77,291							158			
1349007	Lake Point	UT		03/06/2024		155,545							9,148			
1390809	Cranford	NJ		03/26/2024		65,208							134			
1416440	Springdale	AR		03/27/2024		3,503							1,377			
1250534	Wylie	TX		12/28/2023		136,916							221			
1088644	San Pedro	CA		06/28/2023		561,837							50			
1088678	Irvine	CA		06/28/2023		904,258							5,500			
1338106	Miami	FL		02/27/2024		27,861							51			
1094243	Santa Fe	TX		08/28/2023		46,098							86			
1390811	Atlanta	GA		03/26/2024		118,392							246			
1333499	Redwood City	CA		02/26/2024		124,081							595			
1076630	Troy	NY		04/21/2023		53,110							130			
1418970	Oysterville	WA		03/28/2024		65,108							147			
1498529	Memphis	TN		05/16/2024		8,329							13			
1416522	Lees Summit	MO		03/27/2024		23,820							497			
1250311	Baltimore	MD		12/28/2023		27,658							47			
1076639	Angleton	TX		04/21/2023		45,312							122			
1290390	Sarasota	FL		01/25/2024		267,503							507			
1390702	Coachella	CA		03/26/2024		42,539							89			
1390752	Lake Hopatcong	NJ		03/26/2024		52,406							191			
1400666	Irvine	CA		03/26/2024		106,995							203			
1297667	Wilmington	NC		01/30/2024		255,136							457			
1329193	Auburn	AL		02/23/2024		45,488							70			
1329212	Longmont	CO		02/23/2024		50,072							29			
1116877	West Covina	CA		10/13/2023		17,433							37			
1383670	Honolulu	HI		03/21/2024		13,938							13			
1491107	Austin	TX		05/10/2024		133,027							299			
1491090	Staten Island	NY		05/10/2024		79,481							172			

E02.189

STATEMENT AS OF SEPTEMBER 30, 2024 OF THE First Allmerica Financial Life Insurance Company

**SCHEDULE B - PART 3**

Showing All Mortgage Loans DISPOSED, Transferred or Repaid During the Current Quarter

1 Loan Number	2 Location		4 Loan Type	5 Date Acquired	6 Disposal Date	7 Book Value/ Recorded Investment Excluding Accrued Interest Prior Year	8 Change in Book Value/Recorded Investment					14 Book Value/ Recorded Investment Excluding Accrued Interest on Disposal	15 Consid- eration	16 Foreign Exchange Gain (Loss) on Disposal	17 Realized Gain (Loss) on Disposal	18 Total Gain (Loss) on Disposal
	2 City	3 State					8 Unrealized Valuation Increase/ (Decrease)	9 Current Year's (Amortization) /Accretion	10 Current Year's Other- Than- Temporary Impairment Recognized	11 Capitalized Deferred Interest and Other	12 Total Change in Book Value (8+9-10+11)					
1068702	Sevierville	TN		04/18/2023		64,488								236		
1209794	Cincinnati	OH		11/29/2023		32,054								68		
1209842	Hoodspoint	WA		11/29/2023		91,119								196		
1416878	Fayetteville	AR		03/27/2024		48,579								1,088		
1413915	Dardanelle	AR		03/27/2024		5,350								287		
1418957	Plano	TX		03/28/2024		17,710								38		
1418907	Anaheim	CA		03/28/2024		64,150								131		
1074634	Glendale	CA		04/28/2023		294,555								713		
1199536	Glendale	CA		11/21/2023		560,256								1,131		
1307626	Boca Raton	FL		02/08/2024		288,184								602		
1307621	Aventura	FL		02/08/2024		79,902								141		
1056100	Philadelphia	PA		08/26/2022		8,225								29		
1569133	Harrisburg	PA		06/26/2024		13,841								16		
1569415	San Bernardino	CA		06/26/2024		33,513								72		
1569423	Morganton	NC		06/26/2024		20,838								29		
1088651	Windsor	CO		06/28/2023		218,949								505		
1491402	Winter Garden	FL		05/10/2024		70,073								168		
1491412	San Jose	CA		05/10/2024		145,292								436		
1501493	Sewaren	NJ		05/28/2024		71,532								106		
1501517	Baltimore	MD		05/28/2024		49,259								97		
1085942	Paso Robles	CA		05/25/2023		33,164								81		
1074564	Kissimmee	FL		03/29/2023		19,952								89		
1416157	Everton	AR		03/27/2024		6,205								134		
1565551	Hasbrouck Heights	NJ		06/25/2024		57,605								88		
1250562	Apopka	FL		12/28/2023		64,154								122		
1349052	Los Angeles	CA		03/06/2024		212,590								520		
1307551	Miami	FL		02/08/2024		154,260								287		
1093961	Portland	OR		08/17/2023		545,731								1,234		
1414250	Leawood	KS		03/27/2024		30,705								1,313		
1074154	Pocono Summit	PA		03/28/2023		32,901								76		
1565637	Anaheim	CA		06/25/2024		150,124								197		
1116853	Whittier	CA		10/13/2023		28,169								845		
1079286	Lakewood	NJ		05/12/2023		97,558								251		
1080164	Greenbank	WA		05/15/2023		35,129								69		
1549157	Staten Island	NY		06/13/2024		107,590								202		
1116909	Porter Ranch	CA		10/13/2023		16,490								43		
1234860	Akron	OH		12/14/2023		487,817								2,229		
1232934	South San Francisco	CA		12/13/2023		405,292								985		
1093986	Los Angeles	CA		08/17/2023		315,752								683		
1094802	Dallas	TX		09/07/2023		12,291								24		
1569367	Langhorne	PA		06/26/2024		61,375								114		
1569307	Crescent	PA		06/26/2024		15,584								14		
1241698	Orange Beach	AL		12/21/2023		280,599								315		
1400713	Yorba Linda	CA		03/26/2024		52,603								107		
1233013	Lowell	MA		12/13/2023		227,181								427		
1512147	South River	NJ		05/23/2024		46,342								231		
1338142	San Bernardino	CA		02/27/2024		54,836								107		
1416925	Pea Ridge	AR		03/27/2024		30,154								640		
1056165	Fort Worth	TX		08/26/2022		6,110								20		
1080231	Calimesa	CA		05/15/2023		41,681								109		
1250171	Wilmington	NC		12/28/2023		58,235								138		

E02.190

STATEMENT AS OF SEPTEMBER 30, 2024 OF THE First Allmerica Financial Life Insurance Company

**SCHEDULE B - PART 3**

Showing All Mortgage Loans DISPOSED, Transferred or Repaid During the Current Quarter

1 Loan Number	2 Location		4 Loan Type	5 Date Acquired	6 Disposal Date	7 Book Value/ Recorded Investment Excluding Accrued Interest Prior Year	8 Change in Book Value/Recorded Investment					14 Book Value/ Recorded Investment Excluding Accrued Interest on Disposal	15 Consid- eration	16 Foreign Exchange Gain (Loss) on Disposal	17 Realized Gain (Loss) on Disposal	18 Total Gain (Loss) on Disposal
	2 City	3 State					8 Unrealized Valuation Increase/ (Decrease)	9 Current Year's (Amortization) /Accretion	10 Current Year's Other- Than- Temporary Impairment Recognized	11 Capitalized Deferred Interest and Other	12 Total Change in Book Value (8+9-10+11)					
1241696	Stockton	CA		12/21/2023		110,810								190		
1569386	Camden	NJ		06/26/2024		23,072								32		
1569403	Florissant	MO		06/26/2024		17,377								23		
1418809	Rocky Mount	NC		03/28/2024		13,701								31		
1418821	Crockett	CA		03/28/2024		53,967								202		
1415015	Archbold	OH		03/27/2024		7,445								214		
1090803	Orlando	FL		07/12/2023		39,612								83		
1390730	Norwood	PA		03/26/2024		15,766								27		
1067184	Ozone Park	NY		12/22/2022		153,953								360		
1417202	Mountainburg	AR		03/27/2024		65,136								1,373		
1412869	Joplin	MO		03/27/2024		8,538								526		
1094759	Los Angeles	CA		09/07/2023		49,282								120		
1413453	Broken Arrow	OK		03/27/2024		4,720								537		
1067200	Los Angeles	CA		12/22/2022		98,691								353		
1074151	North Lauderdale	FL		03/28/2023		31,365								55		
1416077	Fayetteville	AR		03/27/2024		12,619								825		
1568035	Sevierville	TN		06/26/2024		162,197								235		
1243419	Lago Vista	TX		12/21/2023		188,700								405		
1199560	Indio	CA		11/21/2023		151,508								304		
1491184	Tempe	AZ		05/10/2024		36,006								74		
1491157	Calabasas	CA		05/10/2024		131,782								295		
1077415	Breckenridge	CO		05/03/2023		365,897								720		
1549239	Clarksville	IN		06/13/2024		10,869								19		
1209779	Lostine	OR		11/29/2023		56,981								123		
1209789	Jersey City	NJ		11/29/2023		108,546								7,162		
1224110	Danville	CA		12/07/2023		708,259								1,954		
1224139	Estes Park	CO		12/07/2023		464,836								1,266		
1333501	Cape Coral	FL		02/26/2024		27,249								128		
1356081	Nashville	TN		03/08/2024		357,782								203		
1199541	Parkland	FL		11/21/2023		400,271								936		
1383541	Philadelphia	PA		03/21/2024		17,107								39		
1090743	Los Angeles	CA		07/12/2023		235,429								628		
1250438	South Pasadena	CA		12/28/2023		294,371								540		
1569482	Toledo	OH		06/26/2024		10,430								11		
1549252	Irving	TX		06/13/2024		37,267								84		
1416953	Tecumseh	OK		03/27/2024		17,918								455		
1333514	Ronkonkoma	NY		02/26/2024		60,351								89		
1417187	Van Buren	AR		03/27/2024		6,869								146		
1233047	Crestline	CA		12/13/2023		121,944								254		
1233063	Charlotte	NC		12/13/2023		69,836								112		
1339951	Fallbrook	CA		02/28/2024		372,470								1,347		
1549215	Louisville	KY		06/13/2024		35,610								65		
1413837	Vinita	OK		03/27/2024		13,671								569		
1569337	Longview	TX		06/26/2024		14,489								55		
1412870	Atkins	AR		03/27/2024		6,256								320		
1412898	Norman	OK		03/27/2024		2,407								176		
1093959	Guiderland	NY		08/17/2023		85,386								2,873		
1091639	Lompoc	CA		07/25/2023		33,357								80		
1390658	Galveston	TX		03/26/2024		59,863								122		
1565614	Lakewood Ranch	FL		06/25/2024		202,387								254		
1569557	Austin	IN		06/26/2024		12,324								14		

E02.191



STATEMENT AS OF SEPTEMBER 30, 2024 OF THE First Allmerica Financial Life Insurance Company

**SCHEDULE B - PART 3**

Showing All Mortgage Loans DISPOSED, Transferred or Repaid During the Current Quarter

1 Loan Number	2 Location		4 Loan Type	5 Date Acquired	6 Disposal Date	7 Book Value/ Recorded Investment Excluding Accrued Interest Prior Year	8 Change in Book Value/Recorded Investment					14 Book Value/ Recorded Investment Excluding Accrued Interest on Disposal	15 Consid- eration	16 Foreign Exchange Gain (Loss) on Disposal	17 Realized Gain (Loss) on Disposal	18 Total Gain (Loss) on Disposal	
	2 City	3 State					8 Unrealized Valuation Increase/ (Decrease)	9 Current Year's (Amortization) /Accretion	10 Current Year's Other- Than- Temporary Impairment Recognized	11 Capitalized Deferred Interest and Other	12 Total Change in Book Value (8+9-10+11)						13 Total Foreign Exchange Change in Book Value
1056305	Bremerton	WA		08/26/2022		15,200											56
1413534	Wagoner	OK		03/27/2024		5,615											653
1383503	Galveston	TX		03/21/2024		37,042											67
1093303	Mabank	TX		08/09/2023		37,888											83
1135386	New Cumberland	PA		10/27/2023		4,413											8
1416790	Bentonville	AR		03/27/2024		55,650											1,200
1491321	Jersey City	NJ		05/10/2024		67,113											154
1414607	Bella Vista	AR		03/27/2024		26,541											974
1238021	Michigan City	IN		12/18/2023		75,080											146
1243408	Manalapan	NJ		12/21/2023		68,117											139
1413820	Springdale	AR		03/27/2024		10,387											761
1415459	Fort Smith	AR		03/27/2024		7,412											171
1415627	Springdale	AR		03/27/2024		10,848											676
1074587	Los Angeles	CA		03/29/2023		107,296											624
1349001	Sugar Grove	OH		03/06/2024		213,404											157
1437407	Queen Creek	AZ		04/10/2024		103,723											212
1413918	Little Rock	AR		03/27/2024		5,646											664
1498600	Katy	TX		05/16/2024		26,487											105
1234876	Seattle	WA		12/14/2023		630,115											1,843
1498610	Fayetteville	NC		05/16/2024		17,401											33
1297540	Multiple	MI		01/30/2024		210,658											336
1297505	Dearborn	MI		01/30/2024		38,197											64
1415009	Lees Summit	MO		03/27/2024		6,510											1,163
1383545	Philadelphia	PA		03/21/2024		17,205											32
1549283	Livonia	MI		06/13/2024		47,591											81
1416384	Springfield	MO		03/27/2024		25,752											684
1250520	Saddle Brook	NJ		12/28/2023		71,271											120
1355999	Chamblee	GA		03/08/2024		61,383											130
1329200	El Paso	TX		02/23/2024		17,504											35
1224007	Phoenix	AZ		12/07/2023		456,115											1,242
1243587	Bellingham	WA		12/21/2023		22,656											3,905
1095326	Macon	GA		09/18/2023		50,302											122
1329289	Youngsville	LA		02/23/2024		131,178											341
1209850	Lansdale	PA		11/29/2023		85,638											324
1307517	Sylvania	GA		02/08/2024		51,699											101
1414474	Lavaca	AR		03/27/2024		4,137											87
1414480	Choctaw	OK		03/27/2024		5,306											496
1078883	Folsom	CA		05/09/2023		413,474											1,325
1135382	Hialeah	FL		10/27/2023		8,863											20
1297204	Baltimore	MD		01/30/2024		158,213											391
1348851	Plantersville	TX		03/06/2024		203,564											296
1418853	Killeen	TX		03/28/2024		22,948											58
1307619	Millersville	PA		02/08/2024		96,547											175
1416160	Bella Vista	AR		03/27/2024		32,794											717
1416193	Centeron	AR		03/27/2024		18,842											432
1416231	Bixby	OK		03/27/2024		38,206											834
1113166	Rosemead	CA		10/13/2023		16,911											157
1250165	Lavonia	GA		12/28/2023		26,524											55
1297451	Scranton	PA		01/30/2024		57,020											107
1250288	Gettysburg	PA		12/28/2023		55,263											298
1250529	Wyoming	MI		12/28/2023		95,168											208

E02.192

STATEMENT AS OF SEPTEMBER 30, 2024 OF THE First Allmerica Financial Life Insurance Company

**SCHEDULE B - PART 3**

Showing All Mortgage Loans DISPOSED, Transferred or Repaid During the Current Quarter

1 Loan Number	2 Location		4 Loan Type	5 Date Acquired	6 Disposal Date	7 Book Value/ Recorded Investment Excluding Accrued Interest Prior Year	8 Change in Book Value/Recorded Investment					14 Book Value/ Recorded Investment Excluding Accrued Interest on Disposal	15 Consid- eration	16 Foreign Exchange Gain (Loss) on Disposal	17 Realized Gain (Loss) on Disposal	18 Total Gain (Loss) on Disposal
	2 City	3 State					8 Unrealized Valuation Increase/ (Decrease)	9 Current Year's (Amortization) /Accretion	10 Current Year's Other- Than- Temporary Impairment Recognized	11 Capitalized Deferred Interest and Other	12 Total Change in Book Value (8+9-10+11)					
1349058	Sandy	UT		03/06/2024		179,352								356		
1400674	Santa Clarita	CA		03/26/2024		149,657								274		
1414280	Grove	OK		03/27/2024		8,269								351		
1233087	Cedarhurst	NY		12/13/2023		344,683								895		
1413776	Tulsa	OK		03/27/2024		5,492								642		
1413802	Harrison	AR		03/27/2024		7,117								381		
1337850	Fond Du Lac	WI		02/27/2024		12,763								27		
1412851	Bella Vista	AR		03/27/2024		12,378								625		
1234874	West Orange	NJ		12/14/2023		901,352								3,110		
1093949	Homestead	FL		08/17/2023		143,534								926		
1549054	Akron	OH		06/13/2024		25,584								24		
1413954	Bentonville	AR		03/27/2024		5,288								572		
1413958	Fayetteville	AR		03/27/2024		4,970								241		
1501601	Buffalo	NY		05/28/2024		21,700								43		
1093330	Arvada	CO		08/09/2023		138,429								358		
1241761	Wittmann	AZ		12/21/2023		213,095								458		
1568020	Del Mar	CA		06/26/2024		365,844								593		
1074581	Nashville	TN		03/29/2023		43,544								145		
1329248	Gulfport	FL		02/23/2024		39,909								84		
1329265	Round Rock	TX		02/23/2024		70,175								157		
1094910	(beverly Hills Area), Los Angeles	CA		09/07/2023		174,702								413		
1086672	Bettendorf	IA		06/08/2023		35,313								72		
1090741	Punta Gorda	FL		07/12/2023		30,914								83		
1569245	Thornton	CO		06/26/2024		62,330								158		
1501483	Cleveland	OH		05/28/2024		25,707								58		
1501463	Charlotte	NC		05/28/2024		21,680								48		
1087339	San Antonio	TX		06/21/2023		84,570								699		
1415852	Maumelle	AR		03/27/2024		18,691								463		
1415884	Jenks	OK		03/27/2024		31,149								679		
1413329	Tulsa	OK		03/27/2024		5,328								429		
1055994	Glendale	AZ		08/26/2022		10,902								43		
1292811	Dover	DE		01/26/2024		75,319								162		
1437414	San Marino	CA		04/10/2024		250,044								522		
1413169	Mena	AR		03/27/2024		3,098								263		
1416831	Fayetteville	AR		03/27/2024		46,370								1,123		
1414926	Rogers	AR		03/27/2024		4,825								287		
1307592	Atlanta	GA		02/08/2024		317,914								717		
1297237	Bradenton	FL		01/30/2024		88,982								150		
1068621	Spring	TX		01/26/2023		22,628								34		
1329319	Elmwood Park	IL		02/23/2024		30,563								40		
1086565	Rosharon	TX		06/08/2023		78,703								362		
1290976	Lauderhill	FL		01/25/2024		44,830								94		
1565612	Lodi	CA		06/25/2024		95,368								136		
1413638	Rogersville	MO		03/27/2024		18,857								1,238		
1116897	Escondido	CA		10/13/2023		26,738								70		
1233209	Fort Worth	TX		12/13/2023		86,189								206		
1568028	Kissimmee	FL		06/26/2024		217,223								359		
1093990	Miami	FL		08/17/2023		156,263								383		
1056242	Topeka	KS		08/26/2022		9,156								34		
1091602	Largo	FL		07/25/2023		24,246								45		
1569579	Laveen	AZ		06/26/2024		53,629								73		

E02.193

STATEMENT AS OF SEPTEMBER 30, 2024 OF THE First Allmerica Financial Life Insurance Company

**SCHEDULE B - PART 3**

Showing All Mortgage Loans DISPOSED, Transferred or Repaid During the Current Quarter

1 Loan Number	2 Location		4 Loan Type	5 Date Acquired	6 Disposal Date	7 Book Value/ Recorded Investment Excluding Accrued Interest Prior Year	8 Change in Book Value/Recorded Investment					14 Book Value/ Recorded Investment Excluding Accrued Interest on Disposal	15 Consid- eration	16 Foreign Exchange Gain (Loss) on Disposal	17 Realized Gain (Loss) on Disposal	18 Total Gain (Loss) on Disposal
	2 City	3 State					8 Unrealized Valuation Increase/ (Decrease)	9 Current Year's (Amortization) /Accretion	10 Current Year's Other- Than- Temporary Impairment Recognized	11 Capitalized Deferred Interest and Other	12 Total Change in Book Value (8+9-10+11)					
1569590	Davie	FL		06/26/2024		91,639										98
1416965	Webb City	MO		03/27/2024		6,815										184
1418705	West Palm Beach	FL		03/28/2024		23,012										60
1512175	San Clemente	CA		05/23/2024		62,659										149
1093950	San Diego	CA		08/17/2023		262,183										628
1512160	Santa Clarita	CA		05/23/2024		61,954										189
1091592	Palmdale	CA		07/25/2023		21,658										55
1549201	Chicago	IL		06/13/2024		23,188										52
1413815	Sallisaw	OK		03/27/2024		3,991										327
1086615	East Atlantic Beach	NY		06/08/2023		276,925										627
1414460	Springfield	MO		03/27/2024		4,919										287
1414454	Broken Arrow	OK		03/27/2024		11,754										433
1414624	Rogers	AR		03/27/2024		9,116										300
1414097	Lawton	OK		03/27/2024		4,608										186
1414147	Chickasha	OK		03/27/2024		792										457
1413591	Fort Smith	AR		03/27/2024		4,986										374
1413646	Van Buren	AR		03/27/2024		6,899										329
1549267	Amsterdam	NY		06/13/2024		20,704										45
1243557	La Quinta	CA		12/21/2023		495,088										871
1093233	Bakersfield	CA		08/09/2023		56,150										114
1491232	Laredo	TX		05/10/2024		33,137										63
1349133	Coconut Creek	FL		03/06/2024		53,952										818
1415443	Omaha	AR		03/27/2024		5,164										160
1417028	Huntsville	AR		03/27/2024		10,876										159
1307539	Keaau	HI		02/08/2024		99,683										212
1307531	Highland Park	IL		02/08/2024		54,406										162
1074119	Hot Springs	AR		03/28/2023		102,185										199
1337904	Greenville	NC		02/27/2024		12,573										19
1224056	Littleton	CO		12/07/2023		977,759										2,769
1272061	Highland	CA		01/09/2024		82,172										140
1290334	Edgewater	FL		01/25/2024		212,627										378
1241776	San Antonio	TX		12/21/2023		88,236										171
1241781	Cresskill	NJ		12/21/2023		291,532										515
1232998	Apache Junction	AZ		12/13/2023		350,101										806
1243577	Hialeah	FL		12/21/2023		157,143										335
1498684	Orange Beach	AL		05/16/2024		72,529										131
1413384	Overland Park	KS		03/27/2024		8,818										420
1413421	Norman	OK		03/27/2024		3,208										238
1501684	Roseville	CA		05/28/2024		112,086										427
1501706	Blairsville	GA		05/28/2024		35,232										72
1414656	Coweta	OK		03/27/2024		2,154										97
1126400	Towson	MD		10/20/2023		16,299										39
1126332	Kingstree	SC		10/20/2023		17,972										33
1126401	Weston	FL		10/20/2023		93,423										221
1348940	Los Angeles	CA		03/06/2024		305,049										810
1414237	Miami	OK		03/27/2024		13,012										580
1416331	Vinita	OK		03/27/2024		21,859										466
1297648	Vail	AZ		01/30/2024		71,647										579
1068696	Leander	TX		04/18/2023		10,104										37
1056266	Baltimore	MD		08/26/2022		9,181										26
1565555	Wild Rose	WI		06/25/2024		129,940										181

E02.194

STATEMENT AS OF SEPTEMBER 30, 2024 OF THE First Allmerica Financial Life Insurance Company

**SCHEDULE B - PART 3**

Showing All Mortgage Loans DISPOSED, Transferred or Repaid During the Current Quarter

1 Loan Number	2 Location		4 Loan Type	5 Date Acquired	6 Disposal Date	7 Book Value/ Recorded Investment Excluding Accrued Interest Prior Year	8 Change in Book Value/Recorded Investment					14 Book Value/ Recorded Investment Excluding Accrued Interest on Disposal	15 Consid- eration	16 Foreign Exchange Gain (Loss) on Disposal	17 Realized Gain (Loss) on Disposal	18 Total Gain (Loss) on Disposal
	2 City	3 State					8 Unrealized Valuation Increase/ (Decrease)	9 Current Year's (Amortization) /Accretion	10 Current Year's Other- Than- Temporary Impairment Recognized	11 Capitalized Deferred Interest and Other	12 Total Change in Book Value (8+9-10+11)					
1565571	South Jordan	UT		06/25/2024		146,720								209		
1097547	Augusta	GA		09/29/2023		43,345								98		
1106259	Charlotte	NC		10/06/2023		31,390								352		
1501525	Minneapolis	MN		05/28/2024		20,976								54		
1292774	Pomona	CA		01/26/2024		229,813								486		
1414983	Bartlesville	OK		03/27/2024		4,047								98		
1290847	Tampa	FL		01/25/2024		26,723								75		
1250581	(north Hollywood Area) Los Angeles	CA		12/28/2023		128,726								311		
1093976	Golden Valley	MN		08/17/2023		94,437								185		
1355918	Buckley	WA		03/08/2024		71,447								123		
1093231	Washington	DC		08/09/2023		331,027								732		
1569185	Palm Desert	CA		06/26/2024		119,347								192		
1116854	Studio City	CA		10/13/2023		22,862								54		
1113160	Ave Maria	FL		10/13/2023		6,371								16		
1250507	Putnam Valley	NY		12/28/2023		113,460								277		
1250522	Point Blank	TX		12/28/2023		120,456								280		
1567997	Mill Valley	CA		06/26/2024		317,786								541		
1126385	Gulf Shores	AL		10/20/2023		22,859								148		
1568012	Northridge	CA		06/26/2024		247,645								422		
1568014	Upper Saddle River	NJ		06/26/2024		455,845								782		
1337754	Vista	CA		02/27/2024		113,868								213		
1290983	Pembroke Pines	FL		01/25/2024		198,355								355		
1498667	West Palm Beach	FL		05/16/2024		36,863								71		
1356096	Fresh Meadows	NY		03/08/2024		100,621								209		
1418800	Black Hawk	CO		03/28/2024		55,383								61		
1333423	El Centro	CA		02/26/2024		28,912								63		
1074594	Parma	OH		03/29/2023		7,437								17		
1091673	Joshua Tree	CA		07/25/2023		38,470								103		
1565438	Cape Coral	FL		06/25/2024		58,381								70		
1290285	Yonkers	NY		01/25/2024		136,819								359		
1126371	Wylie	TX		10/20/2023		45,934								110		
1096600	Maumee	OH		09/25/2023		47,151								135		
1232905	Rancho Palos Verdes	CA		12/13/2023		933,315								600		
1290846	Sterling Heights	MI		01/25/2024		47,808								92		
1113220	Bronx	NY		10/13/2023		32,091								69		
1415611	Rogers	AR		03/27/2024		11,144								602		
1066478	Sevierville	TN		11/22/2022		33,318								73		
1209752	Iselin	NJ		11/29/2023		63,860								148		
1418798	Glendale	CA		03/28/2024		20,331								115		
1418887	San Antonio	TX		03/28/2024		15,734								31		
1383698	Indio	CA		03/21/2024		28,628								57		
1383817	Chesapeake	VA		03/21/2024		22,172								47		
1088610	Tempe	GA		06/28/2023		104,991								236		
1088633	Hayward	CA		06/28/2023		642,412								1,620		
1290931	New Orleans	LA		01/25/2024		59,060								216		
1400777	Loveland	CO		03/26/2024		27,825								61		
1250556	Odessa	FL		12/28/2023		160,666								1,084		
1086473	Tampa	FL		06/08/2023		49,902								125		
1329330	Davie	FL		02/23/2024		67,682								130		
1116923	Chino	CA		10/13/2023		15,055								129		
1337864	Charlotte	NC		02/27/2024		16,438								33		

E02.195

STATEMENT AS OF SEPTEMBER 30, 2024 OF THE First Allmerica Financial Life Insurance Company

**SCHEDULE B - PART 3**

Showing All Mortgage Loans DISPOSED, Transferred or Repaid During the Current Quarter

1 Loan Number	2 Location		4 Loan Type	5 Date Acquired	6 Disposal Date	7 Book Value/ Recorded Investment Excluding Accrued Interest Prior Year	8 Change in Book Value/Recorded Investment					14 Book Value/ Recorded Investment Excluding Accrued Interest on Disposal	15 Consid- eration	16 Foreign Exchange Gain (Loss) on Disposal	17 Realized Gain (Loss) on Disposal	18 Total Gain (Loss) on Disposal
	2 City	3 State					8 Unrealized Valuation Increase/ (Decrease)	9 Current Year's (Amortization) /Accretion	10 Current Year's Other- Than- Temporary Impairment Recognized	11 Capitalized Deferred Interest and Other	12 Total Change in Book Value (8+9-10+11)					
1087333	Chicago	IL		06/21/2023		143,137							388			
1056335	Cranston	RI		08/26/2022		14,474							30			
1199557	Henderson	NV		11/21/2023		66,350							20,482			
1290838	Anchorage	AK		01/25/2024		46,424							471			
1061543	Lorain	OH		10/26/2022		22,401							55			
1418706	Menasha	WI		03/28/2024		19,791							42			
1418861	Federal Way	WA		03/28/2024		29,693							93			
1414373	Norman	OK		03/27/2024		4,936							199			
1512097	Hercules	CA		05/23/2024		47,406							71			
1292887	Pacifica	CA		01/26/2024		105,189							3,840			
1292876	Riverhead	NY		01/26/2024		200,834							1,084			
1565476	Micco	FL		06/25/2024		21,397							46			
1565479	Pooler	GA		06/25/2024		66,961							88			
1491421	Rancho Cucamonga	CA		05/10/2024		139,574							200			
1383847	Kansas City	MO		03/21/2024		8,698							21			
1383767	Riverview	FL		03/21/2024		49,038							94			
1348990	Corona	CA		03/06/2024		221,146							577			
1348998	Boyd	TX		03/06/2024		147,983							269			
1349002	Lecanto	FL		03/06/2024		70,584							616			
1413621	Little Rock	AR		03/27/2024		8,088							738			
1413682	Park Hill	OK		03/27/2024		2,345							869			
1297238	Newport News	VA		01/30/2024		39,099							63			
1329215	Idyllwild	CA		02/23/2024		61,682							106			
1205282	Kissimmee	FL		11/28/2023		122,227							234			
1205292	Weatherford	TX		11/28/2023		88,072							4,943			
1290274	Grand Rapids	MI		01/25/2024		47,925							94			
1349113	Bertram	TX		03/06/2024		345,261							815			
1080403	Coral Gables	FL		05/15/2023		92,530							288			
1549188	Kansas City	MO		06/13/2024		33,516							71			
1091594	Lincolnton	NC		07/25/2023		52,316							116			
1085875	Bridgeview	IL		05/25/2023		12,168							27			
1243585	San Jose	CA		12/21/2023		612,936							1,233			
1491240	Oak View	CA		05/10/2024		124,623							240			
1565505	Rising Fawn	GA		06/25/2024		129,446							72			
1199552	Hayward	CA		11/21/2023		229,993							593			
1074630	Ocoee	FL		04/28/2023		101,524							250			
1096603	Zephyrhills	FL		09/27/2023		21,070							50			
1337876	Lake Charles	LA		02/27/2024		18,910							64			
1209802	Toms River	NJ		11/29/2023		323,618							753			
1333490	North Miami	FL		02/26/2024		66,126							140			
1333513	Jersey City	NJ		02/26/2024		130,873							237			
1437265	Brooklyn	NY		04/10/2024		118,815							161			
1297330	Monroe	MI		01/30/2024		37,933							94			
1126372	Aliso Viejo	CA		10/20/2023		51,275							443			
1250544	Livermore	CA		12/28/2023		170,551							388			
1390705	Bradenton	FL		03/26/2024		37,635							344			
1337853	Fayetteville	NC		02/27/2024		13,189							26			
1569544	Hemet	CA		06/26/2024		30,382							75			
1056155	South Chesterfield	VA		08/26/2022		4,409							22			
1056181	San Antonio	TX		08/26/2022		6,629							21			
1292748	Cincinnati	OH		01/26/2024		63,678							108			

E02.196

STATEMENT AS OF SEPTEMBER 30, 2024 OF THE First Allmerica Financial Life Insurance Company

**SCHEDULE B - PART 3**

Showing All Mortgage Loans DISPOSED, Transferred or Repaid During the Current Quarter

1 Loan Number	2 Location		4 Loan Type	5 Date Acquired	6 Disposal Date	7 Book Value/ Recorded Investment Excluding Accrued Interest Prior Year	8 Change in Book Value/Recorded Investment					14 Book Value/ Recorded Investment Excluding Accrued Interest on Disposal	15 Consid- eration	16 Foreign Exchange Gain (Loss) on Disposal	17 Realized Gain (Loss) on Disposal	18 Total Gain (Loss) on Disposal
	2 City	3 State					8 Unrealized Valuation Increase/ (Decrease)	9 Current Year's (Amortization) /Accretion	10 Current Year's Other- Than- Temporary Impairment Recognized	11 Capitalized Deferred Interest and Other	12 Total Change in Book Value (8+9-10+11)					
1339947	Carlsbad	CA		02/28/2024		538,938								1,228		
1414565	Rogers	AR		03/27/2024		23,195								783		
1290355	Leavenworth	IA		01/25/2024		187,627								293		
1297447	Saint Paul	MN		01/30/2024		51,191								149		
1355901	Alliance	OH		03/08/2024		13,791								28		
1415016	Lawton	OK		03/27/2024		1,965								1,500		
1056162	Philadelphia	PA		08/26/2022		8,713								27		
1418917	Sicklerville	NJ		03/28/2024		17,605								37		
1056257	Memphis	TN		08/26/2022		8,957								35		
1086612	Albany	GA		06/08/2023		24,813								33		
1250368	Royse City	TX		12/28/2023		67,243								258		
1400801	Middletown	OH		03/26/2024		11,862								22		
1338075	Marietta	GA		02/27/2024		23,970								44		
1093946	Las Vegas	NV		08/17/2023		96,530								185		
1113108	Nashville	TN		10/13/2023		3,775								8		
1549200	Gastonia	NC		06/13/2024		18,932								35		
1074620	Bakersfield	CA		04/28/2023		141,919								320		
1250516	Whittier	CA		12/28/2023		257,809								499		
1417098	Riverton	KS		03/27/2024		5,545								148		
1417203	Fort Smith	AR		03/27/2024		13,007								372		
1067216	Mesa	AZ		12/22/2022		100,296								208		
1086011	Manorville	NY		05/25/2023		15,471								25		
1126342	Yuma	AZ		10/20/2023		8,725								2,047		
1415836	Bella Vista	AR		03/27/2024		8,431								589		
1415981	Norman	OK		03/27/2024		28,988								646		
1209872	Coral Springs	FL		11/29/2023		134,484								307		
1210001	Durham	NC		11/29/2023		72,510								283		
1400769	Ontario	CA		03/26/2024		52,999								114		
1250414	Seattle	WA		12/28/2023		104,910								206		
1348995	Gilbert	AZ		03/06/2024		235,713								470		
1349033	Crofton	MD		03/06/2024		74,840								357		
1416288	Ozark	AR		03/27/2024		18,577								409		
1416451	Rogers	AR		03/27/2024		13,293								287		
1417452	Alma	AR		03/27/2024		10,432								225		
1418701	Salt Lake City	UT		03/28/2024		30,106								66		
1224133	Plymouth	MN		12/07/2023		634,193								1,738		
1418812	Kansas City	MO		03/28/2024		13,177								30		
1414755	Harrison	AR		03/27/2024		12,978								408		
1116922	Miami	FL		10/13/2023		7,986								51		
1095337	Carlisle	PA		09/18/2023		51,402								101		
1437184	Cleveland	TX		04/10/2024		30,737								121		
1498613	Canton	GA		05/16/2024		29,164								58		
1512055	Gary	IN		05/23/2024		62,772								128		
1094257	Jacksonville	FL		08/28/2023		188,958								295		
1498598	Orlando	FL		05/16/2024		31,629								73		
1094004	Walnut Creek	CA		08/17/2023		153,410								312		
1383759	Indianapolis	IN		03/21/2024		55,814								117		
1337968	Fort Worth	TX		02/27/2024		21,130								43		
1292821	Paterson	NJ		01/26/2024		82,940								137		
1329308	Johnson City	TN		02/23/2024		62,250								109		
1329306	Bellevue	WA		02/23/2024		162,719								299		

E02.197

STATEMENT AS OF SEPTEMBER 30, 2024 OF THE First Allmerica Financial Life Insurance Company

**SCHEDULE B - PART 3**

Showing All Mortgage Loans DISPOSED, Transferred or Repaid During the Current Quarter

1 Loan Number	2 Location		4 Loan Type	5 Date Acquired	6 Disposal Date	7 Book Value/ Recorded Investment Excluding Accrued Interest Prior Year	8 Change in Book Value/Recorded Investment					14 Book Value/ Recorded Investment Excluding Accrued Interest on Disposal	15 Consid- eration	16 Foreign Exchange Gain (Loss) on Disposal	17 Realized Gain (Loss) on Disposal	18 Total Gain (Loss) on Disposal
	2 City	3 State					8 Unrealized Valuation Increase/ (Decrease)	9 Current Year's (Amortization) /Accretion	10 Current Year's Other- Than- Temporary Impairment Recognized	11 Capitalized Deferred Interest and Other	12 Total Change in Book Value (8+9-10+11)					
1094901	Marathon	FL		09/07/2023		25,406								60		
1094949	Gainesville	FL		09/07/2023		29,441								73		
1094965	Kansas City	MO		09/08/2023		22,212								74		
1086668	Milwaukee	WI		06/08/2023		41,745								100		
1086670	Panama City Beach	FL		06/08/2023		111,329								6		
1565409	Miami	FL		06/25/2024		60,862								285		
1565413	Luling	TX		06/25/2024		80,472								111		
1086610	Lubbock	TX		06/08/2023		48,955								94		
1569108	Montgomery	AL		06/26/2024		15,372								21		
1549077	Culpeper	VA		06/13/2024		56,484								903		
1416724	Conway	AR		03/27/2024		10,293								480		
1233135	Tom Bean	TX		12/13/2023		138,664								298		
1355795	Chicago	IL		03/08/2024		40,729								69		
1355810	Lavallette	NJ		03/08/2024		42,045								101		
1414580	Blanchard	OK		03/27/2024		13,974								516		
1056097	College Park	GA		08/26/2022		10,790								39		
1056098	Sacramento	CA		08/26/2022		15,411								58		
1569500	Daytona Beach	FL		06/26/2024		33,892								257		
1290203	Madison	MS		01/25/2024		132,868								284		
1400748	Pittsfield	MA		03/26/2024		25,588								55		
1416837	Springdale	AR		03/27/2024		20,441								497		
1307581	Atlanta	GA		02/08/2024		194,585								573		
1349117	Centennial	CO		03/06/2024		324,084								701		
1349120	Laguna Hills	CA		03/06/2024		548,581								1,208		
1116895	East Brunswick	NJ		10/13/2023		12,238								29		
1234856	Los Angeles	CA		12/14/2023		739,936								2,501		
1290817	North Charleston	SC		01/25/2024		73,690								131		
1290431	Ridgefield Park	NJ		01/25/2024		141,861								271		
1417131	Fayetteville	AR		03/27/2024		32,201								694		
1413552	Oppelo	AR		03/27/2024		2,452								159		
1413572	Loma Linda	MO		03/27/2024		4,025								319		
1209742	Asheville	NC		11/29/2023		85,443								266		
1209749	Rowlett	TX		11/29/2023		87,633								198		
1390756	Elk Grove	CA		03/26/2024		79,663								180		
1390807	Deerfield Beach	FL		03/26/2024		69,952								116		
1339895	Boca Raton	FL		02/28/2024		390,238								862		
1414820	Oklahoma City	OK		03/27/2024		10,717								342		
1569119	Baltimore	MD		06/26/2024		40,778								46		
1338134	Josephine	TX		02/27/2024		27,042								45		
1338130	Framingham	MA		02/27/2024		25,664								42		
1292781	Fallsburg	NY		01/26/2024		113,378								248		
1199507	Pasadena	CA		11/21/2023		197,825								6		
1307550	Baton Rouge	LA		02/08/2024		50,946								90		
1056326	Lubbock	TX		08/26/2022		6,787								27		
1250138	Worcester	MA		12/28/2023		39,547								75		
1093383	Anaheim	CA		08/09/2023		251,114								670		
1498638	Brownsville	TX		05/16/2024		14,829								29		
1565524	Willard	UT		06/25/2024		109,747								172		
1413429	Rogers	AR		03/27/2024		15,544								1,444		
1501664	Phoenix	AZ		05/28/2024		51,542								47		
1356037	Midway City	CA		03/08/2024		53,166								117		

E02.198

STATEMENT AS OF SEPTEMBER 30, 2024 OF THE First Allmerica Financial Life Insurance Company

**SCHEDULE B - PART 3**

Showing All Mortgage Loans DISPOSED, Transferred or Repaid During the Current Quarter

1 Loan Number	2 Location		4 Loan Type	5 Date Acquired	6 Disposal Date	7 Book Value/ Recorded Investment Excluding Accrued Interest Prior Year	8 Change in Book Value/Recorded Investment					14 Book Value/ Recorded Investment Excluding Accrued Interest on Disposal	15 Consid- eration	16 Foreign Exchange Gain (Loss) on Disposal	17 Realized Gain (Loss) on Disposal	18 Total Gain (Loss) on Disposal
	2 City	3 State					8 Unrealized Valuation Increase/ (Decrease)	9 Current Year's (Amortization) /Accretion	10 Current Year's Other- Than- Temporary Impairment Recognized	11 Capitalized Deferred Interest and Other	12 Total Change in Book Value (8+9-10+11)					
1329315	Boca Raton	FL		02/23/2024		117,909							832			
1337938	Valrico	FL		02/27/2024		30,730							77			
1416301	Shawnee	OK		03/27/2024		19,452							1,364			
1093225	Huntsville	AL		08/09/2023		45,243							99			
1093273	Amarillo	TX		08/09/2023		37,400							88			
1205251	Buda	TX		11/28/2023		54,914							98			
1205284	Bernville	PA		11/28/2023		77,951							189			
1290411	Madera	CA		01/25/2024		146,307							355			
1417395	Fayetteville	AR		03/27/2024		25,369							539			
1415032	Tulsa	OK		03/27/2024		13,400							399			
1390714	Brooklyn	NY		03/26/2024		71,571							154			
1418699	Verona	PA		03/28/2024		12,616							21			
1383650	Loveland	CO		03/21/2024		42,799							84			
1094751	Elizabeth	NJ		09/07/2023		35,137							82			
1233217	Fresh Meadows	NY		12/13/2023		145,197							5,776			
1491393	Waxahachie	TX		05/10/2024		51,505							387			
1337812	Hallandale Beach	FL		02/27/2024		44,810							328			
1413796	Rogers	AR		03/27/2024		2,886							205			
1329181	Philadelphia	PA		02/23/2024		20,942							23			
1568036	Hewlett	NY		06/26/2024		105,277							56,373			
1437408	Danville	CA		04/10/2024		119,022							242			
1074101	Bronx	NY		03/28/2023		84,326							105			
1297235	Norristown	PA		01/30/2024		48,121							91			
1333454	Tyngsboro	MA		02/26/2024		50,902							120			
1329262	Hondo	TX		02/23/2024		142,159							1,137			
1339861	Berkeley	CA		02/28/2024		485,461							1,072			
1113174	Woodland	CA		10/13/2023		7,448							23			
1113200	Clarksville	TN		10/13/2023		4,536							15			
1501708	Las Vegas	NV		05/28/2024		205,879							523			
1307591	Monroe	GA		02/08/2024		140,566							237			
1569243	Branford	CT		06/26/2024		47,893							75			
1569232	Lakewood	WA		06/26/2024		80,473							118			
1339808	Menominee	MI		02/28/2024		55,448							177			
1383522	Philadelphia	PA		03/21/2024		28,971							54			
1349081	Brigantine	NJ		03/06/2024		833,327							2,429			
1416347	Keifer	OK		03/27/2024		32,492							714			
1390670	San Antonio	TX		03/26/2024		37,219							82			
1390646	Saint Petersburg	FL		03/26/2024		39,841							87			
1383837	Palmetto	GA		03/21/2024		17,905							35			
1383742	Imperial	MO		03/21/2024		20,339							45			
1491335	Poway	CA		05/10/2024		73,377							156			
1491384	Flushing	NY		05/10/2024		74,429							171			
1087337	Baytown	TX		06/21/2023		129,131							409			
1415549	Strafford	MO		03/27/2024		8,207							187			
1234879	Portland	OR		12/14/2023		1,149,825							3,094			
1417370	Little Rock	AR		03/27/2024		38,297							1,599			
1383646	Brown Mills	NJ		03/21/2024		25,702							48			
1383641	Memphis	TN		03/21/2024		20,168							473			
1414619	Tulsa	OK		03/27/2024		46,543							1,310			
1250271	Dallas	TX		12/28/2023		285,481							678			
1297562	Milledgeville	GA		01/30/2024		58,442							108			

E02.199



STATEMENT AS OF SEPTEMBER 30, 2024 OF THE First Allmerica Financial Life Insurance Company

**SCHEDULE B - PART 3**

Showing All Mortgage Loans DISPOSED, Transferred or Repaid During the Current Quarter

1 Loan Number	2 Location		4 Loan Type	5 Date Acquired	6 Disposal Date	7 Book Value/ Recorded Investment Excluding Accrued Interest Prior Year	8 Change in Book Value/Recorded Investment					14 Book Value/ Recorded Investment Excluding Accrued Interest on Disposal	15 Consid- eration	16 Foreign Exchange Gain (Loss) on Disposal	17 Realized Gain (Loss) on Disposal	18 Total Gain (Loss) on Disposal
	2 City	3 State					8 Unrealized Valuation Increase/ (Decrease)	9 Current Year's (Amortization) /Accretion	10 Current Year's Other- Than- Temporary Impairment Recognized	11 Capitalized Deferred Interest and Other	12 Total Change in Book Value (8+9-10+11)					
1413315	Tulsa	OK		03/27/2024		10,358								1,094		
1348978	Fort Lauderdale	FL		03/06/2024		163,816								350		
1413600	Bentonville	AR		03/27/2024		11,626								926		
1413016	Joplin	MO		03/27/2024		8,602								844		
1413672	Prairie Grove	AR		03/27/2024		4,671								318		
1437301	Milton	FL		04/10/2024		33,971								65		
1437306	Bronx	NY		04/10/2024		75,321								177		
1413525	Greenbrier	AR		03/27/2024		6,011								405		
1400663	Las Vegas	NV		03/26/2024		42,869								69		
1501702	Lafayette	CA		05/28/2024		491,708								1,062		
1355792	Cape Coral	FL		03/08/2024		42,291								82		
1337993	Montgomery	AL		02/27/2024		17,063								32		
1491399	Elgin	IL		05/10/2024		45,270								286		
1383679	Miami	FL		03/21/2024		28,358								62		
1250301	San Tan Valley	AZ		12/28/2023		70,243								127		
1549302	Lehigh Acres	FL		06/13/2024		32,091								108		
1565384	Spokane	WA		06/25/2024		48,285								107		
1135283	Plantation	FL		10/27/2023		8,664								490		
1091676	Fayetteville	GA		07/25/2023		16,808								31		
1413216	Fayetteville	AR		03/27/2024		9,501								782		
1297453	Cincinnati	OH		01/30/2024		41,012								65		
1339915	Southlake	TX		02/28/2024		539,303								1,251		
1437197	San Diego	CA		04/10/2024		49,795								119		
1414274	Fayetteville	AR		03/27/2024		20,245								463		
1416739	Broken Arrow	OK		03/27/2024		19,480								433		
1337992	Atlanta	GA		02/27/2024		13,801								26		
1337996	North Las Vegas	NV		02/27/2024		28,954								69		
1416981	Sherwood	AR		03/27/2024		16,359								322		
1250442	Plantation	FL		12/28/2023		120,397								280		
1297673	Treasure Island	FL		01/30/2024		706,074								448		
1307514	Brick	NJ		02/08/2024		50,336								101		
1349017	Mountainside	NJ		03/06/2024		72,598								209		
1418911	Conyers	GA		03/28/2024		21,823								39		
1418877	Indianapolis	IN		03/28/2024		28,944								57		
1250254	Pensacola	FL		12/28/2023		64,040								164		
1243517	Boca Raton	FL		12/21/2023		110,813								150		
1569257	Goodyear	AZ		06/26/2024		62,081								113		
1569295	Pinellas Park	FL		06/26/2024		81,022								216		
1569318	Logan	OH		06/26/2024		124,927								267		
1491344	Weston	FL		05/10/2024		83,418								195		
1491345	Houston	TX		05/10/2024		226,611								1,703		
1565564	Dallas	TX		06/25/2024		209,921								394		
1414396	Elkins	AR		03/27/2024		3,016								597		
1413537	Vinita	OK		03/27/2024		3,297								220		
1097540	Detroit	MI		09/29/2023		46,827								112		
1307563	Saint Augustine	FL		02/08/2024		165,439								8,941		
1390750	Hurricane	UT		03/26/2024		65,179								132		
1224029	South Pasadena	CA		12/07/2023		644,893								1,822		
1400675	Princeton	TX		03/26/2024		17,941								42		
1437270	West Wyoming	PA		04/10/2024		16,850								34		
1416122	Mena	AR		03/27/2024		6,056								131		

E02.200

STATEMENT AS OF SEPTEMBER 30, 2024 OF THE First Allmerica Financial Life Insurance Company

**SCHEDULE B - PART 3**

Showing All Mortgage Loans DISPOSED, Transferred or Repaid During the Current Quarter

1 Loan Number	2 Location		4 Loan Type	5 Date Acquired	6 Disposal Date	7 Book Value/ Recorded Investment Excluding Accrued Interest Prior Year	8 Change in Book Value/Recorded Investment					14 Book Value/ Recorded Investment Excluding Accrued Interest on Disposal	15 Consid- eration	16 Foreign Exchange Gain (Loss) on Disposal	17 Realized Gain (Loss) on Disposal	18 Total Gain (Loss) on Disposal
	2 City	3 State					8 Unrealized Valuation Increase/ (Decrease)	9 Current Year's (Amortization) /Accretion	10 Current Year's Other- Than- Temporary Impairment Recognized	11 Capitalized Deferred Interest and Other	12 Total Change in Book Value (8+9-10+11)					
1512174	McLean	VA		05/23/2024		194,583							489			
1418781	Memphis	TN		03/28/2024		21,038							32			
1337822	Columbia	SC		02/27/2024		16,852							35			
1349085	Key Biscayne	FL		03/06/2024		717,125							1,525			
1056075	Phoenix	AZ		08/26/2022		18,924							150			
1491177	Los Angeles	CA		05/10/2024		93,656							182			
1415647	Cabot	AR		03/27/2024		13,291							291			
1415734	Bella Vista	AR		03/27/2024		13,666							299			
1095343	Torrington	CT		09/18/2023		65,456							145			
1094822	Lakewood	OH		09/07/2023		19,328							35			
1437389	Palm Coast	FL		04/10/2024		37,808							88			
1418822	Media	PA		03/28/2024		27,369							63			
1113102	Berwick	ME		10/13/2023		6,265							23			
1491282	Lompoc	CA		05/10/2024		77,271							190			
1096645	Hollywood	FL		09/27/2023		84,283							177			
1413444	Fayetteville	AR		03/27/2024		6,025							430			
1390628	Miami	FL		03/26/2024		116,205							280			
1250274	Columbus	GA		12/28/2023		34,967							72			
1413975	Tulsa	OK		03/27/2024		22,131							1,218			
1383562	Ocala	FL		03/21/2024		20,565							39			
1383636	Destin	FL		03/21/2024		25,503							49			
1383639	Bedford Heights	OH		03/21/2024		16,489							35			
1383656	Tappahannock	VA		03/21/2024		27,375							56			
1415148	Rogers	AR		03/27/2024		25,365							785			
1241692	Concord	NC		12/21/2023		159,949							1,263			
1414763	Van Buren	AR		03/27/2024		17,284							563			
1414829	Comanche	OK		03/27/2024		9,640							294			
1390686	Opelika	AL		03/26/2024		10,642							30			
1416302	Tulsa	OK		03/27/2024		12,487							267			
1088654	Joshua Tree	CA		06/28/2023		147,846							302			
1088664	Laguna Hills	CA		06/28/2023		510,866							3,851			
1088675	Clermont	FL		06/28/2023		186,269							441			
1383741	Saint Louis	MO		03/21/2024		24,852							54			
1400790	Coral Springs	FL		03/26/2024		22,892							45			
1437249	Monticello	NY		04/10/2024		22,596							52			
1333461	Newark	NJ		02/26/2024		78,396							146			
1416030	Duncan	OK		03/27/2024		31,429							931			
1250346	Oak Island	NC		12/28/2023		172,283							285			
1400822	New Port Richey	FL		03/26/2024		23,427							12,004			
1199566	Wallington	NJ		11/21/2023		189,082							331			
1297618	North Hollywood	CA		01/30/2024		97,029							230			
1088642	Costa Mesa	CA		06/28/2023		528,029							86			
1088647	Breckenridge	CO		06/28/2023		314,974							1,143			
1290221	Bozeman	MT		01/25/2024		553,590							1,013			
1074580	Sacramento	CA		03/29/2023		28,004							80			
1491363	Clewiston	FL		05/10/2024		22,213							41			
1250460	Monroe	NY		12/28/2023		86,386							153			
1078918	Maidens	VA		05/09/2023		363,280							1,271			
1093333	Killeen	TX		08/09/2023		23,283							59			
1135302	Gainsville	VA		10/27/2023		10,007							37			
1512047	Chattanooga	TN		05/23/2024		24,556							1,945			

E02.201

STATEMENT AS OF SEPTEMBER 30, 2024 OF THE First Allmerica Financial Life Insurance Company

**SCHEDULE B - PART 3**

Showing All Mortgage Loans DISPOSED, Transferred or Repaid During the Current Quarter

1 Loan Number	2 Location		4 Loan Type	5 Date Acquired	6 Disposal Date	7 Book Value/ Recorded Investment Excluding Accrued Interest Prior Year	8 Change in Book Value/Recorded Investment					14 Book Value/ Recorded Investment Excluding Accrued Interest on Disposal	15 Consid- eration	16 Foreign Exchange Gain (Loss) on Disposal	17 Realized Gain (Loss) on Disposal	18 Total Gain (Loss) on Disposal
	2 City	3 State					8 Unrealized Valuation Increase/ (Decrease)	9 Current Year's (Amortization) /Accretion	10 Current Year's Other- Than- Temporary Impairment Recognized	11 Capitalized Deferred Interest and Other	12 Total Change in Book Value (8+9-10+11)					
1417064	Sherwood	AR		03/27/2024		19,976							424			
1413939	Roosevelt	OK		03/27/2024		25,593							1,944			
1414039	Chickasha	OK		03/27/2024		813							425			
1297536	Angel Fire	NM		01/30/2024		48,472							185			
1135267	Glendale	AZ		10/27/2023		9,789							19			
1414989	Bella Vista	AR		03/27/2024		11,160							275			
1232929	Wesley Chapel	FL		12/13/2023		188,973							844			
1086583	Thonotosassa	FL		06/08/2023		713,427							1,810			
1250386	Gwynn Oak	MD		12/28/2023		76,653							3,712			
1549203	Manassas	VA		06/13/2024		71,014							136			
1567982	Sandy	UT		06/26/2024		340,185							594			
1414901	Bartlesville	OK		03/27/2024		4,051							101			
1333528	Baltimore	MD		02/26/2024		17,125							26			
1417621	Tulsa	OK		03/27/2024		17,276							369			
1417664	Mountain Home	AR		03/27/2024		16,552							233			
1086627	Fort Worth	TX		06/08/2023		77,614							202			
1339897	Winter Garden	FL		02/28/2024		307,548							701			
1414554	Bryant	AR		03/27/2024		15,127							565			
1094011	Van Nuys	CA		08/17/2023		161,796							386			
1416880	Benton	AR		03/27/2024		25,395							555			
1348976	Plano	TX		03/06/2024		79,449							1,840			
1437175	Newport News	VA		04/10/2024		12,424							30			
1355986	Scottsdale	AZ		03/08/2024		126,586							288			
1356009	Elmont	NY		03/08/2024		60,435							86			
1076172	Watsonville	CA		04/27/2023		219,267							355			
1250299	Cibola	TX		12/28/2023		54,570							129			
1076628	Miami	FL		04/21/2023		371,362							845			
1383556	Woodward	OK		03/21/2024		22,246							48			
1055872	Philadelphia	PA		06/26/2022		15,743							45			
1569272	Altadena	CA		06/26/2024		83,389							137			
1569305	Lake Worth	FL		06/26/2024		73,505							100			
1135266	Brick	NJ		10/27/2023		11,067							18			
1349127	Sacramento	CA		03/06/2024		340,986							1,003			
1348965	Spring Hill	FL		03/06/2024		99,949							174			
1437172	Foley	AL		04/10/2024		48,953							101			
1414113	Springfield	MO		03/27/2024		10,210							839			
1412946	Tulsa	OK		03/27/2024		5,652							259			
1569193	Bourne	MA		06/26/2024		372,485							891			
1569247	Gilbert	AZ		06/26/2024		81,035							130			
1094807	Wilmington	DE		09/07/2023		32,828							59			
1250162	Longboat Key	FL		12/28/2023		230,527							504			
1095361	Henrico	VA		09/18/2023		86,483							220			
1356010	Cheektowaga	NY		03/08/2024		27,102							50			
1056033	Galena Park	TX		08/26/2022		9,590							40			
1297657	Los Angeles	CA		01/30/2024		655,335							1,456			
1209744	New Port Richey	FL		11/29/2023		102,928							219			
1348997	Miami	FL		03/06/2024		210,696							452			
1413747	Norman	OK		03/27/2024		11,662							646			
1126352	Lake Elsinore	CA		10/20/2023		50,926							108			
1209826	Atlanta	GA		11/29/2023		108,941							193			
1290352	Jackson	CA		01/25/2024		101,958							195			

E02.202

STATEMENT AS OF SEPTEMBER 30, 2024 OF THE First Allmerica Financial Life Insurance Company

**SCHEDULE B - PART 3**

Showing All Mortgage Loans DISPOSED, Transferred or Repaid During the Current Quarter

1 Loan Number	2 Location		4 Loan Type	5 Date Acquired	6 Disposal Date	7 Book Value/ Recorded Investment Excluding Accrued Interest Prior Year	8 Change in Book Value/Recorded Investment					14 Book Value/ Recorded Investment Excluding Accrued Interest on Disposal	15 Consid- eration	16 Foreign Exchange Gain (Loss) on Disposal	17 Realized Gain (Loss) on Disposal	18 Total Gain (Loss) on Disposal	
	2 City	3 State					8 Unrealized Valuation Increase/ (Decrease)	9 Current Year's (Amortization) /Accretion	10 Current Year's Other- Than- Temporary Impairment Recognized	11 Capitalized Deferred Interest and Other	12 Total Change in Book Value (8+9-10+11)						13 Total Foreign Exchange Change in Book Value
1272078	Cotati	CA		01/09/2024		162,978											375
1292832	Mililani	HI		01/26/2024		482,182											840
1290919	Waterford	NY		01/25/2024		36,677											68
1113175	Westminster	CA		10/13/2023		26,207											57
1250435	Weston	FL		12/28/2023		90,827											5,035
1135294	Bradenton	FL		10/27/2023		25,626											58
1135350	Jersey City	NJ		10/27/2023		11,823											123
1565434	Putnam	CT		06/25/2024		63,954											94
1549133	El Paso	TX		06/13/2024		44,461											92
1549226	Paterson	NJ		06/13/2024		107,659											167
1355882	New York	NY		03/08/2024		34,864											75
1337798	Corpus Christi	TX		02/27/2024		14,105											36
1418873	Desert Hot Springs	CA		03/28/2024		42,372											90
1412959	Mannford	OK		03/27/2024		7,071											323
1210021	Tuttle	OK		11/29/2023		151,362											368
1106256	Apopka	FL		10/06/2023		67,106											148
1390737	Mesquite	TX		03/26/2024		23,480											241
1413817	Moore	OK		03/27/2024		9,702											515
1417249	Tulsa	OK		03/27/2024		12,954											268
1088684	Princeton	TX		06/28/2023		49,838											303
1068612	Mesquite	TX		01/26/2023		16,474											37
1418909	Irvington	NJ		03/28/2024		36,699											69
1056169	Maryville	TN		06/26/2022		7,705											26
1086005	Mashpee	MA		05/25/2023		31,233											56
1415854	Fort Smith	AR		03/27/2024		30,558											1,337
1056225	Hazel Crest	IL		06/26/2022		5,391											16
1085919	Towaco	NJ		05/25/2023		60,947											107
1209876	Costa Mesa	CA		11/29/2023		239,268											543
1416155	Lawton	OK		03/27/2024		18,506											634
1416377	Springdale	AR		03/27/2024		40,980											1,527
1093244	Virginia Beach	VA		08/09/2023		28,385											71
1074414	Port Orchard	WA		03/29/2023		46,292											95
1205281	Escondido	CA		11/28/2023		179,000											19
1498537	Lansing	MI		05/16/2024		6,588											926
1126341	Apache Junction	AZ		10/20/2023		26,781											54
1418832	Chandler	AZ		03/28/2024		61,510											102
1418912	Suffern	NY		03/28/2024		69,831											142
1413070	Atkins	AR		03/27/2024		2,878											421
1329273	Canton	GA		02/23/2024		153,662											276
1414145	Stillwater	OK		03/27/2024		9,780											471
1416509	Tulsa	OK		03/27/2024		53,395											1,312
1290895	Greenacres	FL		01/25/2024		41,160											292
1437238	Albany	NY		04/10/2024		26,606											55
1491153	Douglasville	GA		05/10/2024		17,086											29
1491082	Fort Lauderdale	FL		05/10/2024		19,841											44
1491101	Newark	NJ		05/10/2024		85,675											183
1555771	Turlock	CA		06/18/2024		75,006											158
1290915	Cape Coral	FL		01/25/2024		103,114											153
1055902	Hamden	CT		08/26/2022		12,314											40
1413121	Dardanelle	AR		03/27/2024		1,828											163
1272141	Puyallup	WA		01/09/2024		260,507											3,076

E02.203

STATEMENT AS OF SEPTEMBER 30, 2024 OF THE First Allmerica Financial Life Insurance Company

**SCHEDULE B - PART 3**

Showing All Mortgage Loans DISPOSED, Transferred or Repaid During the Current Quarter

1 Loan Number	2 Location		4 Loan Type	5 Date Acquired	6 Disposal Date	7 Book Value/ Recorded Investment Excluding Accrued Interest Prior Year	8 Change in Book Value/Recorded Investment					14 Book Value/ Recorded Investment Excluding Accrued Interest on Disposal	15 Consid- eration	16 Foreign Exchange Gain (Loss) on Disposal	17 Realized Gain (Loss) on Disposal	18 Total Gain (Loss) on Disposal
	2 City	3 State					8 Unrealized Valuation Increase/ (Decrease)	9 Current Year's (Amortization) /Accretion	10 Current Year's Other- Than- Temporary Impairment Recognized	11 Capitalized Deferred Interest and Other	12 Total Change in Book Value (8+9-10+11)					
1412970	Chouteau	OK		03/27/2024		1,769								115		
1437312	Greensboro	NC		04/10/2024		17,583								31		
1294224	Jacksonville	FL		01/29/2024		21,307								51		
1077398	Bakersfield	CA		05/03/2023		57,712								127		
1413086	Hope	AR		03/27/2024		1,625								144		
1414574	Bryant	AR		03/27/2024		10,884								405		
1415232	Lake City	AR		03/27/2024		4,800								114		
1569330	Chalmette	LA		06/26/2024		26,744								28		
1355965	Denver	CO		03/08/2024		141,398								331		
1400766	Orland	CA		03/26/2024		36,447								73		
1400765	Twin Falls	ID		03/26/2024		18,972								74		
1094886	Montrose	CO		09/07/2023		28,235								78		
1234844	Carbondale	CO		12/14/2023		673,666							1,844			
1415358	Rogers	AR		03/27/2024		5,113								339		
1415377	Joplin	MO		03/27/2024		9,102								246		
1415422	Locust Grove	OK		03/27/2024		5,899								128		
1498582	Wilson	NC		05/16/2024		22,144								46		
1339846	North Kingstown	RI		02/28/2024		155,239								341		
1113181	Ewa Beach	HI		10/13/2023		14,247								35		
1113183	Lehigh Acres	FL		10/13/2023		9,894								22		
1135255	Ontario	CA		10/27/2023		16,045								38		
1383534	Twentynine Palms	CA		03/21/2024		26,102								56		
1569203	Davenport	FL		06/26/2024		71,306								109		
1549151	Jasper	TN		06/13/2024		48,109								79		
1290218	Four Oaks	NC		01/25/2024		256,054								424		
1094788	Hesperia	CA		09/07/2023		26,434								59		
1400785	Morganton	NC		03/26/2024		19,794								39		
1093275	Victorville	CA		08/09/2023		51,946								362		
1415607	Fayetteville	AR		03/27/2024		13,462								299		
1415610	Newalla	OK		03/27/2024		25,897								769		
1349106	Highland Beach	FL		03/06/2024		124,573								503		
1234906	Marietta	GA		12/14/2023		1,027,667								2,208		
1339906	Dundee	OR		02/28/2024		296,266								647		
1569569	Laurelville	OH		06/26/2024		56,695								87		
1569536	Hialeah	FL		06/26/2024		35,910								55		
1126343	Salem	OR		10/20/2023		26,407								64		
1290377	Glendale	CA		01/25/2024		268,389								601		
1349036	Elberta	AL		03/06/2024		172,041								351		
1565449	Gulfport	MS		06/25/2024		43,670								25		
1355932	Baltimore	MD		03/08/2024		14,717								28		
1390726	Norfolk	VA		03/26/2024		35,398								67		
1292845	Newark	DE		01/26/2024		47,395								87		
1569555	Birmingham	AL		06/26/2024		27,914								36		
1076111	Decatur	GA		04/27/2023		21,264								52		
1356056	Arlington Heights	IL		03/08/2024		89,456								176		
1348961	Bellingham	WA		03/06/2024		52,193								119		
1337797	Jonesboro	GA		02/27/2024		20,662								54		
1113085	Mesquite	TX		10/13/2023		8,106								19		
1355906	Philadelphia	PA		03/08/2024		53,842								115		
1413018	Rogers	AR		03/27/2024		8,779								1,818		
1400770	Bradenton	FL		03/26/2024		48,848								88		

E02.2024

STATEMENT AS OF SEPTEMBER 30, 2024 OF THE First Allmerica Financial Life Insurance Company

**SCHEDULE B - PART 3**

Showing All Mortgage Loans DISPOSED, Transferred or Repaid During the Current Quarter

1 Loan Number	2 Location		4 Loan Type	5 Date Acquired	6 Disposal Date	7 Book Value/ Recorded Investment Excluding Accrued Interest Prior Year	8 Change in Book Value/Recorded Investment					14 Book Value/ Recorded Investment Excluding Accrued Interest on Disposal	15 Consid- eration	16 Foreign Exchange Gain (Loss) on Disposal	17 Realized Gain (Loss) on Disposal	18 Total Gain (Loss) on Disposal
	2 City	3 State					8 Unrealized Valuation Increase/ (Decrease)	9 Current Year's (Amortization) /Accretion	10 Current Year's Other- Than- Temporary Impairment Recognized	11 Capitalized Deferred Interest and Other	12 Total Change in Book Value (8+9-10+11)					
1074613	Timonium	MD		03/29/2023		30,833										55
1088899	College Park	MD		06/28/2023		31,806										78
1437405	Erie	PA		04/10/2024		32,493										72
1234908	Tustin	CA		12/14/2023		587,005										1,435
1086659	Columbus	OH		06/08/2023		50,524										132
1418722	Louisville	KY		03/28/2024		23,596										47
1491371	Cookeville	TN		05/10/2024		44,005										53
1437316	West Palm Beach	FL		04/10/2024		11,493										20
1437318	Miami	FL		04/10/2024		69,714										144
1383730	Doral	FL		03/21/2024		39,146										86
1243416	Staten Island	NY		12/21/2023		181,143										322
1416585	Pine Ridge	AR		03/27/2024		6,041										196
1437437	San Antonio	TX		04/10/2024		79,822										174
1056216	Richton Park	IL		08/26/2022		5,865										18
1290879	Schaumburg	IL		01/25/2024		63,388										305
1437255	Phoenix	AZ		04/10/2024		58,708										125
1383810	Tucson	AZ		03/21/2024		23,242										47
1491121	Asbury Park	NJ		05/10/2024		37,075										81
1413224	Russellville	AR		03/27/2024		2,509										254
1074093	Flushing	NY		03/28/2023		74,136										156
1297386	Horizon City	TX		01/30/2024		45,334										77
1096649	Seal Beach	CA		09/27/2023		40,063										104
1348947	Winter Haven	FL		03/06/2024		96,719										200
1416500	Fayetteville	AR		03/27/2024		20,505										435
1297598	La Quinta	CA		01/30/2024		710,605										1,512
1297630	Marathon	FL		01/30/2024		272,393										616
1339914	Dadeville	AL		02/28/2024		183,958										419
1339919	Saratoga Springs	UT		02/28/2024		325,124										736
1076616	Phoenix	AZ		04/21/2023		82,488										197
1491112	St. Louis	MO		05/10/2024		36,264										73
1415329	Atkins	AR		03/27/2024		6,142										173
1415348	Russellville	AR		03/27/2024		21,395										544
1209728	Miramar	FL		11/29/2023		78,113										124
1250481	Seattle	WA		12/28/2023		174,050										474
1307600	Ocean City	NJ		02/08/2024		199,321										242
1307572	North Richland Hills	TX		02/08/2024		98,275										200
1413047	Joplin	MO		03/27/2024		3,359										361
1412957	Lawton	OK		03/27/2024		12,659										704
1077403	Live Oak	TX		05/03/2023		34,786										93
1348956	West Palm Beach	FL		03/06/2024		121,300										281
1437173	Foley	AL		04/10/2024		48,953										101
1437185	Lahaina	HI		04/10/2024		33,315										59
1437164	Elliston	VA		04/10/2024		18,915										6
1437195	Temecula	CA		04/10/2024		50,112										119
1055881	Keansburg	NJ		08/26/2022		9,741										36
1055871	Brentwood	TN		08/26/2022		20,035										64
1390665	Bay City	TX		03/26/2024		17,723										39
1390664	Jonesboro	AR		03/26/2024		15,508										34
1094966	Detroit	MI		09/08/2023		21,358										54
1569241	Kissimmee	FL		06/26/2024		60,824										88
1413247	Oklahoma City	OK		03/27/2024		7,745										922

E02.205

STATEMENT AS OF SEPTEMBER 30, 2024 OF THE First Allmerica Financial Life Insurance Company

**SCHEDULE B - PART 3**

Showing All Mortgage Loans DISPOSED, Transferred or Repaid During the Current Quarter

1 Loan Number	2 Location		4 Loan Type	5 Date Acquired	6 Disposal Date	7 Book Value/ Recorded Investment Excluding Accrued Interest Prior Year	8 Change in Book Value/Recorded Investment					14 Book Value/ Recorded Investment Excluding Accrued Interest on Disposal	15 Consid- eration	16 Foreign Exchange Gain (Loss) on Disposal	17 Realized Gain (Loss) on Disposal	18 Total Gain (Loss) on Disposal
	2 City	3 State					8 Unrealized Valuation Increase/ (Decrease)	9 Current Year's (Amortization) /Accretion	10 Current Year's Other- Than- Temporary Impairment Recognized	11 Capitalized Deferred Interest and Other	12 Total Change in Book Value (8+9-10+11)					
1383618	Los Angeles	CA		03/21/2024		111,095								229		
1329314	Tujunga	CA		02/23/2024		73,983								111		
1056203	Richmond	VA		08/26/2022		9,356								33		
1290882	Tempe	AZ		01/25/2024		94,592								295		
1290883	Tampa	FL		01/25/2024		108,697								189		
1349116	Holland	MI		03/06/2024		110,330								268		
1390666	White Plains	NY		03/26/2024		47,605								105		
1413191	Conway	AR		03/27/2024		6,725								503		
1413253	Westville	OK		03/27/2024		13,009								1,477		
1243532	Oroville	CA		12/21/2023		202,293								349		
1243541	Wellington	FL		12/21/2023		261,310								2,660		
1077429	Littleton	CO		05/03/2023		135,107								341		
1491104	Daleville	AL		05/10/2024		22,013								46		
1400820	Norristown	PA		03/26/2024		14,980								30		
1412844	Harrison	AR		03/27/2024		8,202								519		
1348968	Orlando	FL		03/06/2024		91,667								948		
1297510	Grand Rapids	MI		01/30/2024		52,143								95		
1383714	Atlanta	GA		03/21/2024		25,572								52		
1126410	Baltimore	MD		10/20/2023		28,376								42		
1418932	Abilene	TX		03/28/2024		16,397								40		
1356026	La Crescenta	CA		03/08/2024		139,282								264		
1224103	Roseville	CA		12/07/2023		687,794								1,910		
1272101	Allen	TX		01/09/2024		546,051								2,276		
1413060	Little Rock	AR		03/27/2024		2,890								267		
1413088	Cabot	AR		03/27/2024		2,665								876		
1243515	Yukon	OK		12/21/2023		105,869								232		
1297227	Brooklyn Park	MN		01/30/2024		53,186								101		
1224015	Paramus	NJ		12/07/2023		940,594								2,720		
1224059	Cincinnati	OH		12/07/2023		608,332								1,964		
1224042	Northville	MI		12/07/2023		567,386								1,625		
1390759	Northridge	CA		03/26/2024		29,519								64		
1272088	New Hope	PA		01/09/2024		399,325								793		
1491140	Carteret	NJ		05/10/2024		45,200								85		
1491296	Irvine	CA		05/10/2024		148,321								322		
1383779	Bristol	PA		03/21/2024		25,914								47		
1383789	Saint George	UT		03/21/2024		29,776								51		
1250232	Paterson	NJ		12/28/2023		94,107								135		
1549309	Hialeah	FL		06/13/2024		109,285								183		
1297589	Douglasville	GA		01/30/2024		85,359								197		
1383804	Mission	TX		03/21/2024		41,891								78		
1437305	Huntington Park	CA		04/10/2024		34,972								119		
1383705	Miami	FL		03/21/2024		37,439								77		
1390677	Riverview	FL		03/26/2024		19,954								7,952		
1569227	St Augustine	FL		06/26/2024		71,344								106		
1094833	Las Vegas	NV		09/07/2023		9,495								29		
1390661	Conroe	TX		03/26/2024		26,318								60		
1091704	Saint Petersburg	FL		07/25/2023		32,135								106		
1290888	Brooklyn	NY		01/25/2024		154,071								230		
1272096	Bloomington	MN		01/09/2024		188,206								380		
1243520	Philadelphia	PA		12/21/2023		133,743								2,781		
1297258	San Antonio	TX		01/30/2024		138,258								332		

E02.206

STATEMENT AS OF SEPTEMBER 30, 2024 OF THE First Allmerica Financial Life Insurance Company

**SCHEDULE B - PART 3**

Showing All Mortgage Loans DISPOSED, Transferred or Repaid During the Current Quarter

1 Loan Number	2 Location		4 Loan Type	5 Date Acquired	6 Disposal Date	7 Book Value/ Recorded Investment Excluding Accrued Interest Prior Year	8 Change in Book Value/Recorded Investment					14 Book Value/ Recorded Investment Excluding Accrued Interest on Disposal	15 Consid- eration	16 Foreign Exchange Gain (Loss) on Disposal	17 Realized Gain (Loss) on Disposal	18 Total Gain (Loss) on Disposal
	2 City	3 State					8 Unrealized Valuation Increase/ (Decrease)	9 Current Year's (Amortization) /Accretion	10 Current Year's Other- Than- Temporary Impairment Recognized	11 Capitalized Deferred Interest and Other	12 Total Change in Book Value (8+9-10+11)					
1349040	Naples	FL		03/06/2024		138,783							60,196			
1297511	Moosic	PA		01/30/2024		59,257							99			
1076642	La Puente	CA		04/21/2023		41,436							86			
1055899	Chicago	IL		08/26/2022		17,155							60			
1390657	Houston	TX		03/26/2024		26,142							58			
1415356	Tulsa	OK		03/27/2024		6,461							708			
1224093	Winchester	VA		12/07/2023		703,630							2,705			
1272062	Ocean Isle Beach	NC		01/09/2024		284,525							579			
1413007	Claremore	OK		03/27/2024		2,118							206			
1569277	Kingsport	TN		06/26/2024		72,925							107			
1569291	San Diego	CA		06/26/2024		96,071							255			
1297213	Philadelphia	PA		01/30/2024		50,391							104			
1412984	Van Buren	AR		03/27/2024		2,840							202			
1416645	Edmond	OK		03/27/2024		51,395							1,130			
1416594	Lawton	OK		03/27/2024		45,088							1,490			
1349124	Bonita Springs	FL		03/06/2024		204,697							848			
1414310	Wagoner	OK		03/27/2024		50,339							1,646			
1076094	Tempe	AZ		04/27/2023		41,878							84			
1250349	Arvada	CO		12/28/2023		29,385							63			
1093313	Inglewood	CA		08/09/2023		207,227							412			
1418858	Puyallup	WA		03/28/2024		35,612							84			
1234900	Benicia	CA		12/14/2023		409,206							1,145			
1413659	Pottsville	AR		03/27/2024		6,643							836			
1491023	Riverside	CA		05/10/2024		70,169							174			
1498415	Milton	WI		05/16/2024		70,743							148			
1418744	Lake City	FL		03/28/2024		13,439							30			
1356028	San Jose	CA		03/08/2024		98,180							217			
1413694	Bartlesville	OK		03/27/2024		1,972							144			
1416856	Oklahoma City	OK		03/27/2024		21,059							455			
1076104	Tallahassee	FL		04/27/2023		13,617							21			
1056113	Memphis	TN		08/26/2022		4,749							20			
1569152	York	PA		06/26/2024		23,470							26			
1349135	Portland	OR		03/06/2024		317,398							489			
1383657	Gilchrist	TX		03/21/2024		27,237							36			
1413079	Golden	MO		03/27/2024		2,729							462			
1085912	Orange Beach	AL		05/25/2023		16,023							37			
1250599	Golden	CO		12/28/2023		358,653							733			
1250642	Twin Falls	ID		12/28/2023		112,562							595			
1390682	Brooklyn	NY		03/26/2024		119,102							263			
1390699	Jacksonville	FL		03/26/2024		57,849							128			
1348935	Madera	CA		03/06/2024		67,790							118			
1416598	Grove	OK		03/27/2024		98,104							2,067			
1383795	Parkersburg	WV		03/21/2024		29,183							58			
1076606	Key West	FL		04/21/2023		104,655							275			
1250261	Weymouth	MA		12/28/2023		198,763							332			
1055870	Tucson	AZ		08/26/2022		31,962							97			
1243426	Kingsland	TX		12/21/2023		84,637							158			
1135261	Tracy	CA		10/27/2023		12,166							1,548			
1491280	Garden Grove	CA		05/10/2024		85,519							186			
1414224	Lamar	AR		03/27/2024		7,527							366			
1056333	Lubbock	TX		08/26/2022		10,534							37			

E02.207



STATEMENT AS OF SEPTEMBER 30, 2024 OF THE First Allmerica Financial Life Insurance Company

**SCHEDULE B - PART 3**

Showing All Mortgage Loans DISPOSED, Transferred or Repaid During the Current Quarter

1 Loan Number	2 Location		4 Loan Type	5 Date Acquired	6 Disposal Date	7 Book Value/ Recorded Investment Excluding Accrued Interest Prior Year	8 Change in Book Value/Recorded Investment					14 Book Value/ Recorded Investment Excluding Accrued Interest on Disposal	15 Consid- eration	16 Foreign Exchange Gain (Loss) on Disposal	17 Realized Gain (Loss) on Disposal	18 Total Gain (Loss) on Disposal	
	2 City	3 State					8 Unrealized Valuation Increase/ (Decrease)	9 Current Year's (Amortization) /Accretion	10 Current Year's Other- Than- Temporary Impairment Recognized	11 Capitalized Deferred Interest and Other	12 Total Change in Book Value (8+9-10+11)						13 Total Foreign Exchange Change in Book Value
1383783	Wilmington	DE		03/21/2024		13,811											.26
1437297	Doral	FL		04/10/2024		25,066											.57
1390674	Knoxville	TN		03/26/2024		17,074											.30
1569221	Decatur	GA		06/26/2024		46,217											.114
1094964	Ozone Park	NY		09/08/2023		89,331											.183
1243551	Carnelian Bay	CA		12/21/2023		335,270											1,209
1076637	Troy	NY		04/21/2023		25,984											.62
1209754	Palm Bay	FL		11/29/2023		69,793											.162
1329271	Burien	WA		02/23/2024		89,877											.95
1414118	Wilburton	OK		03/27/2024		3,789											.169
1555777	Jacksonville	FL		06/18/2024		21,148											.49
1491156	Spring Valley	NY		05/10/2024		75,501											.165
1415455	Bartlesville	OK		03/27/2024		23,997											.633
1415488	Lowell	AR		03/27/2024		17,007											.467
1126424	St Petersburg	FL		10/20/2023		24,601											.64
1549055	Greenville	NC		06/13/2024		26,662											.50
1417168	Jessieville	AR		03/27/2024		17,537											.372
1234901	Denver	CO		12/14/2023		605,974											1,466
1569126	Baton Rouge	LA		06/26/2024		36,100											.71
1338144	Cincinnati	OH		02/27/2024		25,227											.44
1055874	Gatlinburg	TN		08/26/2022		60,909											.284
1418764	Sandusky	OH		03/28/2024		14,413											.43
1331713	Stephens City	VA		02/26/2024		44,392											.288
1077428	Odessa	TX		05/03/2023		144,202											.354
1137099	Greensboro	NC		10/30/2023		44,176											.104
1416900	Fayetteville	AR		03/27/2024		35,574											.741
1416977	Camdenton	MO		03/27/2024		27,199											.583
1250163	Monsey	NY		12/28/2023		157,309											.255
1565405	Cape Coral	FL		06/25/2024		35,757											.53
1093290	Fort Lauderdale	FL		08/09/2023		117,952											.634
1413151	Springdale	AR		03/27/2024		5,718											.508
1569443	Bonham	TX		06/26/2024		15,853											.71
1413769	Springdale	AR		03/27/2024		4,302											.264
1565557	Houston	TX		06/25/2024		403,883											.773
1055861	Overgaard	AZ		08/26/2022		9,037											.43
1383808	Toms River	NJ		03/21/2024		37,519											.74
1415871	Cape Fair	MO		03/27/2024		13,615											.363
1080407	Simi Valley	CA		05/15/2023		44,631											.525
1090851	Cleveland	TN		07/12/2023		29,327											.63
1061573	Detroit	MI		10/26/2022		18,974											.51
1355783	Asheville	NC		03/08/2024		23,567											.52
1355802	Pacific City	OR		03/08/2024		47,010											.91
1339922	Fremont	CA		02/28/2024		539,495											1,134
1415128	Broken Arrow	OK		03/27/2024		12,577											.296
1356070	Sarasota	FL		03/08/2024		64,256											.103
1383644	Philadelphia	PA		03/21/2024		29,888											.57
1415988	Springfield	MO		03/27/2024		26,920											.615
1437381	Homestead	FL		04/10/2024		99,888											.170
1390676	Bronx	NY		03/26/2024		99,252											.219
1414298	Porter	OK		03/27/2024		15,936											.927
1414340	Fort Smith	AR		03/27/2024		30,753											1,006

E02.208

STATEMENT AS OF SEPTEMBER 30, 2024 OF THE First Allmerica Financial Life Insurance Company

**SCHEDULE B - PART 3**

Showing All Mortgage Loans DISPOSED, Transferred or Repaid During the Current Quarter

1 Loan Number	2 Location		4 Loan Type	5 Date Acquired	6 Disposal Date	7 Book Value/ Recorded Investment Excluding Accrued Interest Prior Year	8 Change in Book Value/Recorded Investment					14 Book Value/ Recorded Investment Excluding Accrued Interest on Disposal	15 Consid- eration	16 Foreign Exchange Gain (Loss) on Disposal	17 Realized Gain (Loss) on Disposal	18 Total Gain (Loss) on Disposal
	2 City	3 State					8 Unrealized Valuation Increase/ (Decrease)	9 Current Year's (Amortization) /Accretion	10 Current Year's Other- Than- Temporary Impairment Recognized	11 Capitalized Deferred Interest and Other	12 Total Change in Book Value (8+9-10+11)					
1333483	Cooper City	FL		02/26/2024		54,028								109		
1383602	Phoenix	AZ		03/21/2024		28,534								59		
1416071	Conway	AR		03/27/2024		11,613								326		
1416101	Drumright	OK		03/27/2024		8,515								181		
1415536	Lees Summit	MO		03/27/2024		29,413								1,004		
1414642	Fayetteville	AR		03/27/2024		11,663								601		
1383816	Covington	LA		03/21/2024		27,716								1,001		
1088917	Miami	FL		06/28/2023		162,946								237		
1076173	Boulder	CO		04/27/2023		234,097								581		
1076182	Fontana	CA		04/27/2023		39,646								88		
1307607	Belleair	FL		02/08/2024		492,920								1,103		
1416029	Conway	AR		03/27/2024		61,490								1,386		
1415923	Gassville	AR		03/27/2024		21,381								473		
1413656	Fayetteville	AR		03/27/2024		8,684								665		
1549118	Gillette	WY		06/13/2024		35,736								59		
1250345	Torrance	CA		12/28/2023		209,707								405		
1416233	Springfield	MO		03/27/2024		18,550								414		
1329238	Brooklyn	NY		02/23/2024		124,189								221		
1331680	San Jose	CA		02/26/2024		91,422								670		
1383581	Jefferson	NH		03/21/2024		21,397								38		
1416201	Edmond	OK		03/27/2024		55,410								1,236		
1414818	Elkins	AR		03/27/2024		10,945								328		
1056048	Charlotte	NC		06/26/2022		7,170								21		
1569251	Litchfield Park	AZ		06/26/2024		69,236								154		
1297671	Belfair	WA		01/30/2024		90,470								138		
1056094	Linwood	PA		06/26/2022		6,846								26		
1055945	Wilmington	DE		06/26/2022		3,430								30		
1307622	Miami	FL		02/08/2024		124,430								216		
1417124	Bethel Hts	AR		03/27/2024		8,425								468		
1414130	Fayetteville	AR		03/27/2024		15,822								457		
1055956	Nashville	TN		06/26/2022		9,290								18		
1106255	Lansing	MI		10/06/2023		29,891								190		
1413361	Spokane	MO		03/27/2024		4,941								676		
1076093	San Jose	CA		04/27/2023		109,511								250		
1413987	Jacksonville	AR		03/27/2024		4,419								190		
1056030	Corona	NY		06/26/2022		40,758								157		
1383758	Philadelphia	PA		03/21/2024		19,503								36		
1355981	Daphne	AL		03/08/2024		87,716								159		
1400797	Averill Park	NY		03/26/2024		48,772								95		
1096625	Warr Acres	OK		09/27/2023		14,274								51		
1415983	Little Flock	AR		03/27/2024		70,374								1,503		
1094217	York	PA		06/28/2023		26,283								52		
1414677	Ozark	MO		03/27/2024		14,743								527		
1297255	Intercession City	FL		01/30/2024		44,490								89		
1338036	Tulsa	OK		02/27/2024		15,875								34		
1093254	Houston	TX		06/09/2023		33,230								76		
1498605	Lehigh Acres	FL		05/16/2024		20,755								50		
1415390	West Fork	AR		03/27/2024		8,838								431		
1414414	Warsaw	MO		03/27/2024		4,233								134		
1414519	Bella Vista	AR		03/27/2024		10,984								406		
1414481	Bentonville	AR		03/27/2024		5,281								206		

E02.209

STATEMENT AS OF SEPTEMBER 30, 2024 OF THE First Allmerica Financial Life Insurance Company

**SCHEDULE B - PART 3**

Showing All Mortgage Loans DISPOSED, Transferred or Repaid During the Current Quarter

1 Loan Number	2 Location		4 Loan Type	5 Date Acquired	6 Disposal Date	7 Book Value/ Recorded Investment Excluding Accrued Interest Prior Year	8 Change in Book Value/Recorded Investment					14 Book Value/ Recorded Investment Excluding Accrued Interest on Disposal	15 Consid- eration	16 Foreign Exchange Gain (Loss) on Disposal	17 Realized Gain (Loss) on Disposal	18 Total Gain (Loss) on Disposal
	2 City	3 State					8 Unrealized Valuation Increase/ (Decrease)	9 Current Year's (Amortization) /Accretion	10 Current Year's Other- Than- Temporary Impairment Recognized	11 Capitalized Deferred Interest and Other	12 Total Change in Book Value (8+9-10+11)					
1415846	Seneca	MO		03/27/2024		8,966							200			
1339803	Wilmington	NC		02/28/2024		107,788							246			
1113086	Hollywood	FL		10/13/2023		12,141							25			
1113088	Homestead	FL		10/13/2023		8,179							17			
1349148	Orlando	FL		03/06/2024		113,776							189			
1416172	Bella Vista	AR		03/27/2024		22,626							492			
1290280	Jacksonville	FL		01/25/2024		61,515							127			
1569384	Virginia Beach	VA		06/26/2024		32,198							45			
1569408	Pontiac	MI		06/26/2024		11,819							13			
1414367	Kansas City	MO		03/27/2024		11,963							511			
1337755	Pembroke Pines	FL		02/27/2024		42,692							97			
1337768	Chicago	IL		02/27/2024		26,863							48			
1307617	Traverse City	MI		02/08/2024		93,059							209			
1337883	Atlantic City	NJ		02/27/2024		13,719							28			
1224087	Simi Valley	CA		12/07/2023		352,359							972			
1549127	Taylor	MI		06/13/2024		15,520							22			
1569355	Victoria	TX		06/26/2024		24,625							35			
1233071	Las Vegas	NV		12/13/2023		161,837							213			
1339800	Quincy	CA		02/28/2024		99,253							181			
1549242	Rochester	NY		06/13/2024		14,053							26			
1297416	Oak Park	CA		01/30/2024		54,272							103			
1498534	Niagara Falls	NY		05/16/2024		12,650							21			
1086631	Davis	CA		06/08/2023		184,353							1,153			
1113124	Hewitt	NJ		10/13/2023		4,771							12			
1113125	Weston	FL		10/13/2023		7,237							19			
1412881	Norman	OK		03/27/2024		4,741							344			
1355813	Middletown	OH		03/08/2024		26,194							73			
1417555	Bella Vista	AR		03/27/2024		38,376							741			
1116914	Encino	CA		10/13/2023		73,511							177			
1297313	Portsmouth	VA		01/30/2024		48,778							91			
1297328	Baltimore	MD		01/30/2024		57,979							140			
1549056	Rochester Hills	MI		06/13/2024		50,833							64			
1567995	East Jordan	MI		06/26/2024		300,163							524			
1512156	Santa Monica	CA		05/23/2024		144,076							200			
1414406	Tulsa	OK		03/27/2024		7,762							315			
1569574	Tampa	FL		06/26/2024		35,510							72			
1292804	Conyers	GA		01/26/2024		42,647							238			
1086777	Fox Point	WI		06/08/2023		25,749							117			
1417543	Claremore	OK		03/27/2024		80,806							2,840			
1400731	Huntington Beach	CA		03/26/2024		231,654							487			
1400750	Miami	FL		03/26/2024		26,001							50			
1416945	Prairie Grove	AR		03/27/2024		21,693							518			
1416954	Springfield	MO		03/27/2024		18,009							486			
1569592	North Miami	FL		06/26/2024		67,978							69			
1349009	Babylon	NY		03/06/2024		124,073							5,946			
1074430	Santa Ana	CA		03/29/2023		48,203							82			
1243544	Miami	FL		12/21/2023		280,836							616			
1413641	Sparta	MO		03/27/2024		4,246							176			
1413743	Charleston	AR		03/27/2024		4,370							376			
1232985	West Hills	CA		12/13/2023		661,538							1,158			
1512162	Bradenton	FL		05/23/2024		56,569							77			

E02.210

STATEMENT AS OF SEPTEMBER 30, 2024 OF THE First Allmerica Financial Life Insurance Company

**SCHEDULE B - PART 3**

Showing All Mortgage Loans DISPOSED, Transferred or Repaid During the Current Quarter

1 Loan Number	2 Location		4 Loan Type	5 Date Acquired	6 Disposal Date	7 Book Value/ Recorded Investment Excluding Accrued Interest Prior Year	8 Change in Book Value/Recorded Investment					14 Book Value/ Recorded Investment Excluding Accrued Interest on Disposal	15 Consid- eration	16 Foreign Exchange Gain (Loss) on Disposal	17 Realized Gain (Loss) on Disposal	18 Total Gain (Loss) on Disposal
	2 City	3 State					8 Unrealized Valuation Increase/ (Decrease)	9 Current Year's (Amortization) /Accretion	10 Current Year's Other- Than- Temporary Impairment Recognized	11 Capitalized Deferred Interest and Other	12 Total Change in Book Value (8+9-10+11)					
1414233	Clinton	AR		03/27/2024		10,174								379		
1569234	Spring Valley	NY		06/26/2024		180,190								261		
1416227	Springdale	AR		03/27/2024		21,213								666		
1413567	Pea Ridge	AR		03/27/2024		789								673		
1338079	Decatur	GA		02/27/2024		35,575								237		
1413305	Pea Ridge	AR		03/27/2024		5,671								425		
1113071	Williamstown	NJ		10/13/2023		7,369								17		
1113076	Garden Grove	CA		10/13/2023		27,225								1,170		
1333466	Daleville	AL		02/26/2024		29,678								53		
1569219	Alpharetta	GA		06/26/2024		48,447								140		
1569293	Florida City	FL		06/26/2024		81,906								231		
1086665	Big Bear Lake	CA		06/08/2023		211,778								519		
1241775	Orange Beach	AL		12/21/2023		256,876								339		
1383580	Miramar Beach	FL		03/21/2024		60,891								97		
1413605	Broken Arrow	OK		03/27/2024		2,373								330		
1501649	Port Angeles	WA		05/28/2024		65,052								163		
1501615	Columbus	OH		05/28/2024		67,263								136		
1297365	Aurora	IL		01/30/2024		53,944								97		
1413283	Cassville	MO		03/27/2024		7,035								564		
1348912	Chattanooga	TN		03/06/2024		69,309								159		
1086675	Azusa	CA		06/08/2023		222,494								530		
1383731	Weston	FL		03/21/2024		41,226								78		
1356090	Lawrenceville	GA		03/08/2024		34,138								90		
1413365	Hollister	MO		03/27/2024		4,107								319		
1088862	Carlisle	PA		06/28/2023		43,456								85		
1413154	Saddlebrooke	MO		03/27/2024		3,597								822		
1356109	West Hills	CA		03/08/2024		110,422								226		
1413193	Russellville	AR		03/27/2024		5,706								323		
1413202	Pottsville	AR		03/27/2024		2,766								322		
1413261	Lowell	AR		03/27/2024		3,208								259		
1069475	Brick	NJ		02/24/2023		45,365								140		
1224075	Austin	TX		12/07/2023		446,829								1,140		
1095342	Savannah	GA		09/18/2023		163,887								328		
1095365	Memphis	TN		09/18/2023		228,768								477		
1329270	Akron	OH		02/23/2024		23,951								43		
1355782	Cameron	NC		03/08/2024		16,423								34		
1209865	Temple	TX		11/29/2023		65,037								129		
1297210	Abilene	TX		01/30/2024		45,354								107		
1233093	New Albany	IN		12/13/2023		50,737								96		
1091662	Anderson	SC		07/25/2023		10,343								24		
1297478	Detroit	MI		01/30/2024		48,181								79		
1250305	Owensboro	KY		12/28/2023		26,165								63		
1290296	Fort Collins	CO		01/25/2024		147,612								301		
1569409	Pearland	TX		06/26/2024		41,008								64		
1329252	Albany	NY		02/23/2024		17,905								19		
1233076	Boerne	TX		12/13/2023		154,826								270		
1074150	Jacksonville	NC		03/28/2023		18,098								31		
1056296	Muskegon	MI		08/26/2022		6,244								23		
1413794	Springdale	AR		03/27/2024		2,186								226		
1413813	Morrilton	AR		03/27/2024		4,073								266		
1337851	Lorain	OH		02/27/2024		13,041								23		

E02.211

STATEMENT AS OF SEPTEMBER 30, 2024 OF THE First Allmerica Financial Life Insurance Company

**SCHEDULE B - PART 3**

Showing All Mortgage Loans DISPOSED, Transferred or Repaid During the Current Quarter

1 Loan Number	2 Location		4 Loan Type	5 Date Acquired	6 Disposal Date	7 Book Value/ Recorded Investment Excluding Accrued Interest Prior Year	8 Change in Book Value/Recorded Investment					14 Book Value/ Recorded Investment Excluding Accrued Interest on Disposal	15 Consid- eration	16 Foreign Exchange Gain (Loss) on Disposal	17 Realized Gain (Loss) on Disposal	18 Total Gain (Loss) on Disposal	
	2 City	3 State					8 Unrealized Valuation Increase/ (Decrease)	9 Current Year's (Amortization) /Accretion	10 Current Year's Other- Than- Temporary Impairment Recognized	11 Capitalized Deferred Interest and Other	12 Total Change in Book Value (8+9-10+11)						13 Total Foreign Exchange Change in Book Value
1355784	Asheville	NC		03/08/2024		24,088											.50
1501577	Jacksonville	FL		05/28/2024		52,537											107
1290232	Pinehurst	NC		01/25/2024		155,482											419
1118912	Memphis	TN		10/17/2023		41,574											93
1512061	Detroit	MI		05/23/2024		38,334											67
1568030	Solana Beach	CA		06/26/2024		352,557											80,490
1093996	Houston	TX		08/17/2023		42,155											66
1569589	Lauderdale Lakes	FL		06/26/2024		21,543											18
1234861	Littleton	CO		12/14/2023		500,723											1,509
1086764	Gretna	LA		06/08/2023		67,374											359
1418729	Manchester	TN		03/28/2024		23,681											46
1339944	Clermont	FL		02/28/2024		388,334											879
1290859	Jersey City	NJ		01/25/2024		76,026											128
1297295	Grandview	MO		01/30/2024		41,664											86
1512152	Santa Ana	CA		05/23/2024		301,231											563
1091658	Manchester	CT		07/25/2023		22,604											62
1348894	Indio	CA		03/06/2024		219,832											569
1569364	Houston	TX		06/26/2024		42,789											92
1086629	Montebello	CA		06/08/2023		192,895											347
1113139	Pocatello	ID		10/13/2023		4,952											12
1339930	Culver City	CA		02/28/2024		361,657											540
1569533	Miami	FL		06/26/2024		35,914											77
1232992	Myrtle Beach	SC		12/13/2023		120,953											221
1333449	Louisville	KY		02/26/2024		11,961											20
1569294	Midlothian	TX		06/26/2024		108,525											143
1290341	Indian Trail	NC		01/25/2024		290,221											504
1413709	Collinsville	OK		03/27/2024		4,980											368
1569467	Miami	FL		06/26/2024		68,073											106
1569471	Rockledge	FL		06/26/2024		47,876											72
1414462	Aurora	MO		03/27/2024		1,733											168
1078886	Los Angeles	CA		05/09/2023		48,383											157
1339810	Millsboro	DE		02/28/2024		86,020											157
1113107	Lago Vista	TX		10/13/2023		8,755											24
1307603	Miami	FL		02/08/2024		297,919											624
1113162	Lake Worth	FL		10/13/2023		17,187											34
1292818	Philadelphia	PA		01/26/2024		55,566											2,117
1383531	La Marque	TX		03/21/2024		16,763											28
1113081	Stamford	CT		10/13/2023		12,283											478
1569292	Jersey City	NJ		06/26/2024		197,614											349
1565345	Miami	FL		06/25/2024		68,479											90
1241762	Barnstable	MA		12/21/2023		333,389											692
1074599	Airmont	NY		03/29/2023		38,932											199
1348925	Los Angeles	CA		03/06/2024		211,641											345
1088937	Upper Darby	PA		06/28/2023		14,416											594
1569248	Missouri City	TX		06/26/2024		36,521											79
1383719	Nashua	NH		03/21/2024		27,709											46
1093250	East Hartford	CT		08/09/2023		42,624											111
1356067	Lynden	WA		03/08/2024		115,567											224
1088853	York	PA		06/28/2023		41,057											84
1390707	Ashburn	VA		03/26/2024		46,365											70
1383727	Jacksonville	FL		03/21/2024		17,876											30

E02.212

STATEMENT AS OF SEPTEMBER 30, 2024 OF THE First Allmerica Financial Life Insurance Company

**SCHEDULE B - PART 3**

Showing All Mortgage Loans DISPOSED, Transferred or Repaid During the Current Quarter

1 Loan Number	2 Location		4 Loan Type	5 Date Acquired	6 Disposal Date	7 Book Value/ Recorded Investment Excluding Accrued Interest Prior Year	8 Change in Book Value/Recorded Investment					14 Book Value/ Recorded Investment Excluding Accrued Interest on Disposal	15 Consid- eration	16 Foreign Exchange Gain (Loss) on Disposal	17 Realized Gain (Loss) on Disposal	18 Total Gain (Loss) on Disposal
	2 City	3 State					8 Unrealized Valuation Increase/ (Decrease)	9 Current Year's (Amortization) /Accretion	10 Current Year's Other- Than- Temporary Impairment Recognized	11 Capitalized Deferred Interest and Other	12 Total Change in Book Value (8+9-10+11)					
1383505	Southfield	MI		03/21/2024		18,296								32		
1413064	Conway	AR		03/27/2024		3,036								380		
1297353	West Palm Beach	FL		01/30/2024		69,038								129		
1093261	Mount Dora	FL		08/09/2023		39,353								97		
1297545	New Brunswick	NJ		01/30/2024		190,614								378		
1415914	Rogers	AR		03/27/2024		26,188								588		
1080219	Pasadena	MD		05/15/2023		14,216								44		
1085964	Boca Raton	FL		05/25/2023		7,338								11		
1338012	Columbus	OH		02/27/2024		19,097								38		
1250227	Burbank	CA		12/28/2023		278,488								541		
1512146	Mesa	AZ		05/23/2024		80,738								189		
1337906	Grand Rapids	MI		02/27/2024		16,374								34		
1056197	Darby	PA		08/26/2022		5,687								15		
1297296	Grandview	MO		01/30/2024		68,506								129		
1090714	Hampton	VA		07/12/2023		26,119								60		
1090720	Mechanicsville	MD		07/12/2023		97,518								221		
1412885	Tulsa	OK		03/27/2024		14,155							1,216			
1412911	Bentonville	AR		03/27/2024		4,900								278		
1569233	Austin	TX		06/26/2024		53,219								214		
1243511	Houston	TX		12/21/2023		79,472								101		
1243514	Oakdale	CA		12/21/2023		107,524								120		
1329189	Heber City	UT		02/23/2024		87,768								158		
1077390	West Columbia	TX		05/03/2023		82,716								74		
1491144	Allentown	PA		05/10/2024		16,220								36		
1290916	Melbourne	FL		01/25/2024		146,244								144		
1297549	Albuquerque	NM		01/30/2024		133,448								262		
1555775	Tempe	AZ		06/18/2024		47,741								102		
1418971	Norwalk	CA		03/28/2024		74,328								130		
1491061	Silver Spring	MD		05/10/2024		19,778								38		
1250182	Youngtown	AZ		12/28/2023		33,496								64		
1565603	Barnesville	GA		06/25/2024		68,188								92		
1565606	Palm Beach Gardens	FL		06/25/2024		34,921								51		
1569390	Gastonia	NC		06/26/2024		28,980								40		
1569407	Clarksville	MD		06/26/2024		25,238							410			
1272075	Lewisville	TX		01/09/2024		656,392							65,244			
1290829	Tampa	FL		01/25/2024		90,618								194		
1290823	Philadelphia	PA		01/25/2024		54,162								135		
1501362	East Point	GA		05/28/2024		44,916								61		
1512043	Point Pleasant Beach	NJ		05/23/2024		124,432								246		
1091597	The Colony	TX		07/25/2023		119,975								273		
1348850	Webster	FL		03/06/2024		37,711								102		
1549229	Albrightsville	PA		06/13/2024		50,579								102		
1549212	Cape Coral	FL		06/13/2024		95,183								104		
1348907	Bakersfield	CA		03/06/2024		58,853								118		
1565444	Arlington	TX		06/25/2024		60,737								77		
1307623	Cape Coral	FL		02/08/2024		122,478								256		
1337882	Joliet	IL		02/27/2024		15,159								29		
1337869	Baltimore	MD		02/27/2024		12,884								26		
1080173	Ventnor	NJ		05/15/2023		94,890								243		
1135259	Spring	TX		10/27/2023		11,758								24		
1491322	Westfield	NJ		05/10/2024		27,987								61		

E02.213

STATEMENT AS OF SEPTEMBER 30, 2024 OF THE First Allmerica Financial Life Insurance Company

**SCHEDULE B - PART 3**

Showing All Mortgage Loans DISPOSED, Transferred or Repaid During the Current Quarter

1 Loan Number	2 Location		4 Loan Type	5 Date Acquired	6 Disposal Date	7 Book Value/ Recorded Investment Excluding Accrued Interest Prior Year	8 Change in Book Value/Recorded Investment					14 Book Value/ Recorded Investment Excluding Accrued Interest on Disposal	15 Consid- eration	16 Foreign Exchange Gain (Loss) on Disposal	17 Realized Gain (Loss) on Disposal	18 Total Gain (Loss) on Disposal
	2 City	3 State					8 Unrealized Valuation Increase/ (Decrease)	9 Current Year's (Amortization) /Accretion	10 Current Year's Other- Than- Temporary Impairment Recognized	11 Capitalized Deferred Interest and Other	12 Total Change in Book Value (8+9-10+11)					
1418850	Miami	FL		03/28/2024		41,782								.88		
1307608	Royal Palm Beach	FL		02/08/2024		126,297								236		
1390704	Seattle	WA		03/26/2024		89,970								200		
1113158	Chicago	IL		10/13/2023		3,512								5		
1233225	Santa Barbara	CA		12/13/2023		367,732								3,000		
1234847	Pasadena	MD		12/14/2023		732,863								3,329		
1272072	Rowlett	TX		01/09/2024		105,127								183		
1297610	Boca Raton	FL		01/30/2024		323,521								699		
1250513	West Hills	CA		12/28/2023		93,190								2,947		
1076102	Grass Lake	MI		04/27/2023		11,327								89		
1272063	Paeonian Springs	VA		01/09/2024		157,827								267		
1337837	Kennewick	WA		02/27/2024		36,791								94		
1234903	Fort Lauderdale	FL		12/14/2023		534,446								1,120		
1569158	New Britain	CT		06/26/2024		51,959								72		
1339907	Hesperus	CO		02/28/2024		467,329								3,347		
1339857	Heber	UT		02/28/2024		150,622								416		
1094874	Phoenix	AZ		09/07/2023		18,498								41		
1243410	Parkman	ME		12/21/2023		120,003								226		
1088663	Paradise Valley	AZ		06/28/2023		719,750								1,629		
1337739	Citrus Heights	CA		02/27/2024		41,771								107		
1250145	Riverside	CA		12/28/2023		136,171								270		
1126335	Manalapan	NJ		10/20/2023		11,344								20		
1297563	Milledgeville	GA		01/30/2024		58,442								108		
1491304	Irving	TX		05/10/2024		41,058								188		
1339848	Dagsboro	DE		02/28/2024		237,122								546		
1437186	Redondo Beach	CA		04/10/2024		187,788								292		
1501533	Hilo	HI		05/28/2024		20,711								40		
1498659	Greer	SC		05/16/2024		26,708								61		
1272103	Phoenix	AZ		01/09/2024		232,939								1,268		
1094771	Sicklerville	NJ		09/07/2023		12,887								24		
1390805	Sugarloaf	CA		03/26/2024		22,504								39		
1056217	Aurora	IL		08/26/2022		6,426								23		
1056227	Pennsville	NJ		08/26/2022		5,342								20		
1414398	Rogers	AR		03/27/2024		4,555								142		
1337802	Fort Myers	FL		02/27/2024		14,867								34		
1418712	Philadelphia	PA		03/28/2024		16,201								29		
1086008	Sarasota	FL		05/25/2023		37,826								88		
1390795	Kiowa	CO		03/26/2024		57,497								127		
1209819	Salisbury	MD		11/29/2023		51,842								127		
1232935	Sherman Oaks	CA		12/13/2023		622,222								1,150		
1294225	Cleveland	TN		01/29/2024		24,585								54		
1297209	Gary	IN		01/30/2024		38,297								3,006		
1416802	Garfield	AR		03/27/2024		14,767								327		
1297570	Seattle	WA		01/30/2024		613,422								1,175		
1565431	Philadelphia	PA		06/25/2024		81,980								52		
1355900	Wilkes Barre	PA		03/08/2024		14,611								27		
1355899	Scranton	PA		03/08/2024		18,054								36		
1416133	Rogers	AR		03/27/2024		21,921								486		
1416158	Moundville	MO		03/27/2024		12,669								539		
1400709	Manor	TX		03/26/2024		41,648								169		
1383611	Cape Coral	FL		03/21/2024		37,175								68		

E02.214

STATEMENT AS OF SEPTEMBER 30, 2024 OF THE First Allmerica Financial Life Insurance Company

**SCHEDULE B - PART 3**

Showing All Mortgage Loans DISPOSED, Transferred or Repaid During the Current Quarter

1 Loan Number	2 Location		4 Loan Type	5 Date Acquired	6 Disposal Date	7 Book Value/ Recorded Investment Excluding Accrued Interest Prior Year	8 Change in Book Value/Recorded Investment					14 Book Value/ Recorded Investment Excluding Accrued Interest on Disposal	15 Consid- eration	16 Foreign Exchange Gain (Loss) on Disposal	17 Realized Gain (Loss) on Disposal	18 Total Gain (Loss) on Disposal
	2 City	3 State					8 Unrealized Valuation Increase/ (Decrease)	9 Current Year's (Amortization) /Accretion	10 Current Year's Other- Than- Temporary Impairment Recognized	11 Capitalized Deferred Interest and Other	12 Total Change in Book Value (8+9-10+11)					
1383665	Schenectady	NY		03/21/2024		25,097								109		
1383667	Sevierville	TN		03/21/2024		85,625								180		
1297286	Aurora	IL		01/30/2024		52,163								104		
1491258	Oakhurst	CA		05/10/2024		49,914								107		
1091579	Louisville	KY		07/25/2023		19,413								49		
1297395	Nashville	TN		01/30/2024		140,736								285		
1348893	Hickory	NC		03/06/2024		87,442								140		
1339890	Annapolis	MD		02/28/2024		353,487								903		
1418884	Philadelphia	PA		03/28/2024		59,510								101		
1418886	Joliet	IL		03/28/2024		32,528								64		
1135303	Hollywood	FL		10/27/2023		13,871								29		
1565441	Knoxville	TN		06/25/2024		44,768								66		
1349123	Lakewood	CO		03/06/2024		131,240							2,792			
1076112	North Bay Village	FL		04/27/2023		22,243								26		
1250598	Los Angeles	CA		12/28/2023		337,791								897		
1491063	Vail	CO		05/10/2024		177,907								364		
1415742	Edmond	OK		03/27/2024		115,563							3,156			
1501516	Egg Harbor Township	NJ		05/28/2024		39,751								76		
1339911	Frisco	CO		02/28/2024		150,360								343		
1501650	Prattville	AL		05/28/2024		34,053								81		
1292800	Irvington	NJ		01/26/2024		173,970								344		
1292786	San Antonio	TX		01/26/2024		47,839								97		
1210019	Fort Myers	FL		11/29/2023		74,746								181		
1297524	Allentown	PA		01/30/2024		63,356								106		
1088944	Hollywood	FL		06/28/2023		32,262								92		
1491378	Woodland Hills	CA		05/10/2024		168,835								387		
1383697	Reunion	FL		03/21/2024		41,062								112		
1290825	Sarasota	FL		01/25/2024		66,968								126		
1569506	Yulee	FL		06/26/2024		45,563								62		
1339898	Alexandria	VA		02/28/2024		175,372								381		
1569214	Copperopolis	CA		06/26/2024		56,769								82		
1412934	Fort Smith	AR		03/27/2024		4,125								188		
1355944	Hockley	TX		03/08/2024		18,751								39		
1355966	Fresno	TX		03/08/2024		33,717								51		
1339910	Sevierville	TN		02/28/2024		238,385								547		
1290382	Weston	FL		01/25/2024		244,305								474		
1307549	Birmingham	AL		02/08/2024		39,115								75		
1400679	Miami	FL		03/26/2024		37,137								97		
1292747	Saint Ann	MO		01/26/2024		38,067								66		
1339821	Crumpler	NC		02/28/2024		179,739								362		
1339825	Beech Mountain	NC		02/28/2024		163,632								347		
1056287	Philadelphia	PA		08/26/2022		11,622								43		
1056294	Philadelphia	PA		08/26/2022		12,821								51		
1113118	Trenton	NJ		10/13/2023		6,095								75		
1126377	Florence	AL		10/20/2023		32,098								56		
1126383	Plymouth	VA		10/20/2023		54,226								124		
1491286	Midland	TX		05/10/2024		45,871								91		
1337803	Atlanta	GA		02/27/2024		15,941								41		
1437419	Miami Beach	FL		04/10/2024		147,376								304		
1437436	Boca Raton	FL		04/10/2024		175,888								421		
1355905	Missouri City	TX		03/08/2024		22,045								49		

E02.215



STATEMENT AS OF SEPTEMBER 30, 2024 OF THE First Allmerica Financial Life Insurance Company

**SCHEDULE B - PART 3**

Showing All Mortgage Loans DISPOSED, Transferred or Repaid During the Current Quarter

1 Loan Number	2 Location		4 Loan Type	5 Date Acquired	6 Disposal Date	7 Book Value/ Recorded Investment Excluding Accrued Interest Prior Year	8 Change in Book Value/Recorded Investment					14 Book Value/ Recorded Investment Excluding Accrued Interest on Disposal	15 Consid- eration	16 Foreign Exchange Gain (Loss) on Disposal	17 Realized Gain (Loss) on Disposal	18 Total Gain (Loss) on Disposal
	2 City	3 State					8 Unrealized Valuation Increase/ (Decrease)	9 Current Year's (Amortization) /Accretion	10 Current Year's Other- Than- Temporary Impairment Recognized	11 Capitalized Deferred Interest and Other	12 Total Change in Book Value (8+9-10+11)					
1355919	Irvine	CA		03/08/2024		107,088							193			
1498539	West Valley City	UT		05/16/2024		32,976							66			
1414603	Springdale	AR		03/27/2024		8,657							292			
1414660	Springdale	AR		03/27/2024		12,483							452			
1093375	Antioch	CA		08/09/2023		122,250							330			
1415450	Tulsa	OK		03/27/2024		9,527							245			
1415530	Lawton	OK		03/27/2024		40,644							978			
1415615	Greenwood	AR		03/27/2024		20,211							504			
1338058	Chicago	IL		02/27/2024		25,213							42			
1250166	Gambriells	MD		12/28/2023		53,944							85			
1250253	Fort Myers	FL		12/28/2023		51,149							96			
1383744	San Antonio	FL		03/21/2024		23,538							135			
1383772	Bakersfield	CA		03/21/2024		21,454							58			
1337730	Havre De Grace	MD		02/27/2024		32,848							79			
1349103	Columbus	IN		03/06/2024		114,866							183			
1501651	Mesa	AZ		05/28/2024		35,556							84			
1498624	Reading	PA		05/16/2024		19,775							35			
1297261	Miami	FL		01/30/2024		132,160							265			
1094033	Brooklyn	NY		08/17/2023		644,954							1,472			
1415646	Lowell	AR		03/27/2024		29,144							1,158			
1415675	Springfield	MO		03/27/2024		13,789							317			
1549285	Moorestville	NC		06/13/2024		302,581							377			
1331693	Oak Hills	CA		02/26/2024		47,882							91			
1292848	Davenport	FL		01/26/2024		115,559							207			
1400676	Miramar Beach	FL		03/26/2024		35,104							81			
1400695	Sewell	NJ		03/26/2024		44,296							89			
1250383	Grand Island	FL		12/28/2023		50,276							85			
1250521	Whittier	CA		12/28/2023		149,447							334			
1412904	Fayetteville	AR		03/27/2024		7,852							362			
1412915	Bentonville	AR		03/27/2024		5,884							271			
1126330	Austin	TX		10/20/2023		31,573							72			
1498441	Surprise	AZ		05/16/2024		19,761							38			
1412858	Tulsa	OK		03/27/2024		5,290							257			
1297477	Huntsville	AL		01/30/2024		40,579							79			
1297481	Penns Grove	NJ		01/30/2024		55,104							83			
1088878	Houston	TX		06/28/2023		15,739							39			
1437416	Brooklyn	NY		04/10/2024		161,357							367			
1349029	Auburn	GA		03/06/2024		80,871							212			
1238024	Decatur	GA		12/18/2023		69,352							1			
1113138	Anaheim	CA		10/13/2023		24,984							59			
1412887	Dewey	OK		03/27/2024		3,245							162			
1333494	Jersey City	NJ		02/26/2024		31,309							73			
1413410	Tulsa	OK		03/27/2024		5,485							431			
1498604	Wolfforth	TX		05/16/2024		38,286							120			
1297547	Levittown	PA		01/30/2024		44,531							80			
1390701	San Diego	CA		03/26/2024		48,746							98			
1355936	Springfield	MA		03/08/2024		35,683							53			
1292831	Miramar	FL		01/26/2024		93,497							194			
1292827	Duck Creek Village	UT		01/26/2024		180,748							579			
1569488	Pueblo	CO		06/26/2024		31,039							46			
1383685	Destin	FL		03/21/2024		91,701							170			

E02.216

STATEMENT AS OF SEPTEMBER 30, 2024 OF THE First Allmerica Financial Life Insurance Company

**SCHEDULE B - PART 3**

Showing All Mortgage Loans DISPOSED, Transferred or Repaid During the Current Quarter

1 Loan Number	2 Location		4 Loan Type	5 Date Acquired	6 Disposal Date	7 Book Value/ Recorded Investment Excluding Accrued Interest Prior Year	8 Change in Book Value/Recorded Investment					14 Book Value/ Recorded Investment Excluding Accrued Interest on Disposal	15 Consid- eration	16 Foreign Exchange Gain (Loss) on Disposal	17 Realized Gain (Loss) on Disposal	18 Total Gain (Loss) on Disposal
	2 City	3 State					8 Unrealized Valuation Increase/ (Decrease)	9 Current Year's (Amortization) /Accretion	10 Current Year's Other- Than- Temporary Impairment Recognized	11 Capitalized Deferred Interest and Other	12 Total Change in Book Value (8+9-10+11)					
1356075	Morongo Valley	CA		03/08/2024		27,839								33		
1413035	Owasso	OK		03/27/2024		5,690								554		
1297333	Charlotte	NC		01/30/2024		72,698								158		
1093277	Royal Palm Beach	FL		08/09/2023		34,345								79		
1093286	South Amboy	NJ		08/09/2023		72,766								168		
1416003	Hot Springs	AR		03/27/2024		8,292								185		
1297566	Brambleton	VA		01/30/2024		89,574								205		
1413190	Norfolk	AR		03/27/2024		4,882								416		
1569588	Miami Gardens	FL		06/26/2024		30,982								37		
1333441	Humble	TX		02/26/2024		28,693								62		
1243425	Tacoma	WA		12/21/2023		105,120								214		
1383737	Hialeah Gardens	FL		03/21/2024		12,948								28		
1390659	Baytown	TX		03/26/2024		21,098								44		
1093370	Livingston	TX		08/09/2023		125,874								294		
1549295	St. Cloud	MN		06/13/2024		37,111								58		
1549306	Tamarac	FL		06/13/2024		27,447								53		
1224142	Seattle	WA		12/07/2023		393,995							1,560			
1126340	Pembroke Pines	FL		10/20/2023		12,205								30		
1126354	Ocean City	MD		10/20/2023		12,628								27		
1290880	Mogadore	OH		01/25/2024		50,724								235		
1076117	Huntley	IL		04/27/2023		29,616								63		
1491431	Wyoming	MI		05/10/2024		48,664								224		
1491438	McAllen	TX		05/10/2024		21,306								717		
1094193	Gallinburg	TN		08/28/2023		83,696								136		
1292812	Green Cove Springs	FL		01/26/2024		80,658								245		
1297300	Sayreville	NJ		01/30/2024		120,922								209		
1491414	Montebello	CA		05/10/2024		38,937								85		
1297347	Malakoff	TX		01/30/2024		36,350								74		
1297346	Fredericksburg	VA		01/30/2024		61,175								144		
1297376	Pensacola	FL		01/30/2024		44,831								76		
1088793	Tampa	FL		06/28/2023		190,856								511		
1290852	Trenton	NJ		01/25/2024		73,403								213		
1233157	Riverview	FL		12/13/2023		162,831								347		
1250256	Orlando	FL		12/28/2023		165,878								299		
1232901	Encinitas	CA		12/13/2023		882,698							2,124			
1126380	Fort Worth	TX		10/20/2023		24,592								44		
1413106	Tulsa	OK		03/27/2024		3,160								343		
1413194	Miami	OK		03/27/2024		5,877								462		
1418749	Red Bluff	CA		03/28/2024		52,359								117		
1090812	Orlando	FL		07/12/2023		35,481								67		
1307526	Syracuse	NY		02/08/2024		38,097								71		
1418754	Houston	TX		03/28/2024		14,192								29		
1501431	University Heights	OH		05/28/2024		25,070								43		
1491087	Clinton	TN		05/10/2024		40,501								75		
1250548	Valley Cottage	NY		12/28/2023		182,537								418		
1250552	La Verne	CA		12/28/2023		136,671								288		
1418816	Jeffersonville	IN		03/28/2024		18,121								38		
1315585	Waterbury	CT		02/13/2024		38,552								75		
1413627	Norman	OK		03/27/2024		2,598								212		
1090795	Ellwood City	PA		07/12/2023		23,107								55		
1491024	La Quinta	CA		05/10/2024		49,068								123		

E02.217

STATEMENT AS OF SEPTEMBER 30, 2024 OF THE First Allmerica Financial Life Insurance Company

**SCHEDULE B - PART 3**

Showing All Mortgage Loans DISPOSED, Transferred or Repaid During the Current Quarter

1 Loan Number	2 Location		4 Loan Type	5 Date Acquired	6 Disposal Date	7 Book Value/ Recorded Investment Excluding Accrued Interest Prior Year	8 Change in Book Value/Recorded Investment					14 Book Value/ Recorded Investment Excluding Accrued Interest on Disposal	15 Consid- eration	16 Foreign Exchange Gain (Loss) on Disposal	17 Realized Gain (Loss) on Disposal	18 Total Gain (Loss) on Disposal
	2 City	3 State					8 Unrealized Valuation Increase/ (Decrease)	9 Current Year's (Amortization) /Accretion	10 Current Year's Other- Than- Temporary Impairment Recognized	11 Capitalized Deferred Interest and Other	12 Total Change in Book Value (8+9-10+11)					
1415001	Springdale	AR		03/27/2024		5,382								161		
1417294	Lavaca	AR		03/27/2024		8,238								177		
1414133	Fort Smith	AR		03/27/2024		6,844								274		
1250514	Spring Lake	NJ		12/28/2023		216,480								1,301		
1055983	St Petersburg	FL		08/26/2022		9,308								33		
1188867	Woodruff	SC		11/21/2023		36,915								79		
1074627	Los Angeles	CA		04/28/2023		419,470								961		
1074641	El Cajon	CA		04/28/2023		225,582								1,480		
1414015	Siloam Springs	AR		03/27/2024		2,623								174		
1233200	Hollywood	FL		12/13/2023		193,862								437		
1233215	Baltimore	MD		12/13/2023		129,609								272		
1416374	Tulsa	OK		03/27/2024		17,348								639		
1416492	Berryville	AR		03/27/2024		13,809								717		
1415410	Tulsa	OK		03/27/2024		57,336								1,327		
1290875	Indianapolis	IN		01/25/2024		96,781								380		
1437211	Baltimore	MD		04/10/2024		23,771								34		
1348988	Fontana	CA		03/06/2024		104,202								175		
1348999	Encinitas	CA		03/06/2024		766,554								2,479		
1337793	Lexington	NC		02/27/2024		20,618								41		
1569502	Pacific	WA		06/26/2024		137,197								289		
1569525	Hypoluxo	FL		06/26/2024		274,329								347		
1209847	Bradenton	FL		11/29/2023		146,935								215		
1090828	North Chicago	IL		07/12/2023		33,822								61		
1056114	Westbrook	ME		08/26/2022		10,684								42		
1297637	Meadow Vista	CA		01/30/2024		361,575								691		
1292863	Macomb	MI		01/26/2024		53,986								105		
1292857	Houston	TX		01/26/2024		85,104								235		
1094961	Lewisville	TX		09/08/2023		56,319								137		
1412840	Tahlequah	OK		03/27/2024		4,613								159		
1355886	Bronx	NY		03/08/2024		85,348								169		
1569157	Jupiter	FL		06/26/2024		180,428								262		
1569151	Harrisburg	PA		06/26/2024		24,541								27		
1056102	West Berlin	NJ		08/26/2022		10,550								37		
1233175	Richmond	VA		12/13/2023		115,028								268		
1233189	Indianapolis	IN		12/13/2023		71,731								163		
1250265	Melbourne	FL		12/28/2023		36,756								83		
1250512	Staten Island	NY		12/28/2023		147,617								290		
1074155	Chandler	AZ		03/28/2023		91,344								202		
1339851	Boxford	MA		02/28/2024		374,906								731		
1135322	Fayetteville	NC		10/27/2023		9,072								21		
1250603	Clermont	FL		12/28/2023		75,123								161		
1355826	Moody	TX		03/08/2024		15,888								31		
1355846	Pasadena	TX		03/08/2024		22,151								34		
1355871	Houston	TX		03/08/2024		20,899								49		
1348841	San Clemente	CA		03/06/2024		145,749								299		
1232990	Miami	FL		12/13/2023		153,386								371		
1232926	Parrish	FL		12/13/2023		146,489								1,006		
1491075	Budd Lake	NJ		05/10/2024		53,243								113		
1339892	Costa Mesa	CA		02/28/2024		357,915								791		
1501503	Paterson	NJ		05/28/2024		107,376								237		
1090823	Staten Island	NY		07/12/2023		52,410								116		

E02.218

STATEMENT AS OF SEPTEMBER 30, 2024 OF THE First Allmerica Financial Life Insurance Company

**SCHEDULE B - PART 3**

Showing All Mortgage Loans DISPOSED, Transferred or Repaid During the Current Quarter

1 Loan Number	2 Location		4 Loan Type	5 Date Acquired	6 Disposal Date	7 Book Value/ Recorded Investment Excluding Accrued Interest Prior Year	8 Change in Book Value/Recorded Investment					14 Book Value/ Recorded Investment Excluding Accrued Interest on Disposal	15 Consid- eration	16 Foreign Exchange Gain (Loss) on Disposal	17 Realized Gain (Loss) on Disposal	18 Total Gain (Loss) on Disposal
	2 City	3 State					8 Unrealized Valuation Increase/ (Decrease)	9 Current Year's (Amortization) /Accretion	10 Current Year's Other- Than- Temporary Impairment Recognized	11 Capitalized Deferred Interest and Other	12 Total Change in Book Value (8+9-10+11)					
1241763	Hoboken	NJ		12/21/2023		396,399								771		
1243417	West Sacramento	CA		12/21/2023		181,714								323		
1243546	Vestavia	AL		12/21/2023		303,085								580		
1250564	Roseville	CA		12/28/2023		101,473								183		
1077411	Santa Rosa	CA		05/03/2023		448,297								1,613		
1415750	Springdale	AR		03/27/2024		13,950								311		
1331696	Winter Haven	FL		02/26/2024		29,661								57		
1333470	Kansas City	MO		02/26/2024		17,266								40		
1232974	Molino	FL		12/13/2023		500,407								1,054		
1199533	Temecula	CA		11/21/2023		350,406								802		
1297345	Las Vegas	NV		01/30/2024		52,347								116		
1091393	Killeen	TX		07/24/2023		181,159								455		
1333475	Troy	NY		02/26/2024		18,185								38		
1290862	Union	NJ		01/25/2024		108,737								171		
1348994	Thousand Oaks	CA		03/06/2024		427,772								1,306		
1094811	Orlando	FL		09/07/2023		18,791								42		
1088934	San Jose	CA		06/28/2023		149,862								261		
1491410	Henderson	NV		05/10/2024		45,449								109		
1094212	Phoenix	AZ		08/28/2023		92,106								217		
1199564	Clovis	CA		11/21/2023		122,473								256		
1088652	McDonough	GA		06/28/2023		158,688								282		
1232928	Freeport	NY		12/13/2023		224,687								1,110		
1383701	Alva	FL		03/21/2024		32,322								59		
1383761	Wake Forest	NC		03/21/2024		28,851								58		
1383751	Lafayette	CO		03/21/2024		46,342								88		
1348979	Lowell	MA		03/06/2024		213,014								445		
1348970	Phoenix	AZ		03/06/2024		147,923								328		
1348973	Rosenberg	TX		03/06/2024		67,715								162		
1400800	Oxford	PA		03/26/2024		26,623								55		
1297285	Aurora	IL		01/30/2024		56,768								120		
1297281	Port Charlotte	FL		01/30/2024		105,747								199		
1337806	Boiling Springs	SC		02/27/2024		20,368								51		
1415691	Joplin	MO		03/27/2024		3,591								115		
1415701	Bentonville	AR		03/27/2024		16,598								764		
1549250	Coopersville	MI		06/13/2024		33,126								74		
1250273	North Augusta	SC		12/28/2023		43,236								103		
1412930	Rogers	AR		03/27/2024		9,129								422		
1339957	Clovis	CA		02/29/2024		12,700								270		
1569148	Allentown	PA		06/26/2024		61,959								80		
1491206	Baltimore	MD		05/10/2024		23,059								683		
1056123	Saginaw	TX		08/26/2022		7,395								29		
1233219	Oakdale	CA		12/13/2023		438,679								716		
1348985	Gastonia	NC		03/06/2024		71,713								196		
1074152	Sunny Isles Beach	FL		03/28/2023		48,189								268		
1437209	Bronx	NY		04/10/2024		42,191								89		
1088796	Island Park	ID		06/28/2023		162,934								989		
1414383	Mountain Home	AR		03/27/2024		3,079								120		
1412866	Norman	OK		03/27/2024		5,340								249		
1096619	Corolla	NC		09/27/2023		68,776								140		
1205247	Pompano Beach	FL		11/28/2023		107,099								906		
1390743	Ocala	FL		03/26/2024		35,814								80		

E02.219

STATEMENT AS OF SEPTEMBER 30, 2024 OF THE First Allmerica Financial Life Insurance Company

**SCHEDULE B - PART 3**

Showing All Mortgage Loans DISPOSED, Transferred or Repaid During the Current Quarter

1 Loan Number	2 Location		4 Loan Type	5 Date Acquired	6 Disposal Date	7 Book Value/ Recorded Investment Excluding Accrued Interest Prior Year	8 Change in Book Value/Recorded Investment					14 Book Value/ Recorded Investment Excluding Accrued Interest on Disposal	15 Consid- eration	16 Foreign Exchange Gain (Loss) on Disposal	17 Realized Gain (Loss) on Disposal	18 Total Gain (Loss) on Disposal	
	2 City	3 State					8 Unrealized Valuation Increase/ (Decrease)	9 Current Year's (Amortization) /Accretion	10 Current Year's Other- Than- Temporary Impairment Recognized	11 Capitalized Deferred Interest and Other	12 Total Change in Book Value (8+9-10+11)						13 Total Foreign Exchange Change in Book Value
1090798	Beaver Falls	PA		07/12/2023		24,039											.57
1491060	Torrance	CA		05/10/2024		183,225											370
1413494	Lawton	OK		03/27/2024		2,409											268
1413423	Fayetteville	AR		03/27/2024		9,787											737
1413319	Fayetteville	AR		03/27/2024		8,040											632
1417020	Fayetteville	AR		03/27/2024		12,927											280
1297584	West Palm Beach	FL		01/30/2024		74,755											117
1297577	Dartmouth	MA		01/30/2024		120,884											211
1307545	Houston	TX		02/08/2024		53,551											80
1414334	Warr Acres	OK		03/27/2024		2,930											2,135
1088883	Bellevue	WA		06/28/2023		71,366											140
1416053	Joplin	MO		03/27/2024		10,001											220
1501614	Sutton	MA		05/28/2024		65,423											155
1333502	Jersey City	NJ		02/26/2024		46,978											.87
1224159	Bellevue	WA		12/07/2023		593,682											2,943
1491088	Batavia	OH		05/10/2024		23,043											51
1491091	Staten Island	NY		05/10/2024		79,481											172
1348921	Modesto	CA		03/06/2024		110,271											229
1077408	Houston	TX		05/03/2023		554,982											1,095
1355938	Coral Gables	FL		03/08/2024		294,778											545
1331705	Houston	TX		02/26/2024		37,610											83
1074111	Irving	TX		03/28/2023		29,067											1,058
1329298	Portland	OR		02/23/2024		48,013											97
1437221	Mandeville	LA		04/10/2024		17,806											30
1076138	South Plainfield	NJ		04/27/2023		48,251											139
1091710	Fremont	CA		07/25/2023		104,338											207
1297329	Baltimore	MD		01/30/2024		120,518											300
1383691	Jacksonville	FL		03/21/2024		24,914											104
1056081	Norcross	GA		06/26/2022		6,444											23
1348828	Odessa	TX		03/06/2024		48,877											102
1348836	West Seneca	NY		03/06/2024		72,202											140
1292783	Somerset	NJ		01/26/2024		135,984											376
1290877	Newark	NJ		01/25/2024		154,072											284
1413702	Siloam Springs	AR		03/27/2024		2,635											184
1415002	Dewey	OK		03/27/2024		1,466											122
1417225	Bentonville	AR		03/27/2024		23,426											906
1094182	Seaside Heights	NJ		08/28/2023		78,848											193
1437180	Harvey	IL		04/10/2024		12,509											21
1338059	Gardena	CA		02/27/2024		106,357											215
1333467	North Bergen	NJ		02/26/2024		73,957											149
1348971	Charlotte	NC		03/06/2024		58,056											130
1498449	Brockton	MA		05/16/2024		65,236											99
1416128	Van Buren	AR		03/27/2024		22,117											481
1055957	Bells	TX		08/26/2022		6,101											19
1297388	Montgomery	AL		01/30/2024		41,962											75
1413312	Bentonville	AR		03/27/2024		8,838											717
1413990	Siloam Springs	AR		03/27/2024		4,319											253
1290865	Katy	TX		01/25/2024		68,432											152
1549293	Cartersville	GA		06/13/2024		49,808											105
1232920	Mesa	AZ		12/13/2023		177,208											293
1093355	Miami	FL		08/09/2023		166,612											438

E02.220

STATEMENT AS OF SEPTEMBER 30, 2024 OF THE First Allmerica Financial Life Insurance Company

**SCHEDULE B - PART 3**

Showing All Mortgage Loans DISPOSED, Transferred or Repaid During the Current Quarter

1 Loan Number	2 Location		4 Loan Type	5 Date Acquired	6 Disposal Date	7 Book Value/ Recorded Investment Excluding Accrued Interest Prior Year	8 Change in Book Value/Recorded Investment					14 Book Value/ Recorded Investment Excluding Accrued Interest on Disposal	15 Consid- eration	16 Foreign Exchange Gain (Loss) on Disposal	17 Realized Gain (Loss) on Disposal	18 Total Gain (Loss) on Disposal	
	2 City	3 State					8 Unrealized Valuation Increase/ (Decrease)	9 Current Year's (Amortization) /Accretion	10 Current Year's Other- Than- Temporary Impairment Recognized	11 Capitalized Deferred Interest and Other	12 Total Change in Book Value (8+9-10+11)						13 Total Foreign Exchange Change in Book Value
1437199	Fresno	CA		04/10/2024		42,052											.91
1569470	Covington	KY		06/26/2024		42,660											.59
1292873	Little Neck	NY		01/26/2024		203,163											2,033
1272104	Frisco	TX		01/09/2024		183,873											.393
1250515	Sicklerville	NJ		12/28/2023		30,608											.51
1126328	Colorado Springs	CO		10/20/2023		32,862											.163
1337824	Multiple Properties	WI		02/27/2024		18,452											.29
1498440	Arlington	TX		05/16/2024		29,065											.59
1491204	South Kingstown	RI		05/10/2024		37,219											.75
1056121	Logan	UT		08/26/2022		7,805											.29
1056088	Baltimore	MD		08/26/2022		5,398											.20
1348901	Herriman	UT		03/06/2024		91,346											.275
1498673	Miami Beach	FL		05/16/2024		30,819											.66
1390778	Montgomery	TX		03/26/2024		88,567											.166
1250643	Farmington	UT		12/28/2023		407,518											.988
1292791	Highlands	TX		01/26/2024		61,985											.117
1337756	Stagecoach	TX		02/27/2024		83,771											.174
1348991	Sag Harbor	NY		03/06/2024		1,067,047											2,641
1250637	Cape Coral	FL		12/28/2023		630,923											1,031
1085954	Beverly	NJ		05/25/2023		13,857											.22
1355996	Palm Springs	CA		03/08/2024		67,122											.133
1056278	Clarksville	TN		08/26/2022		7,622											.23
1400802	Ocoee	FL		03/26/2024		26,314											.95
1400804	Philadelphia	PA		03/26/2024		19,273											.26
1096626	Hampton	VA		09/27/2023		18,481											.39
1096657	Lagrange	KY		09/27/2023		18,480											.152
1348957	Lubbock	TX		03/06/2024		54,404											.115
1297626	Escondido	CA		01/30/2024		216,765											.465
1348866	Germantown	MD		03/06/2024		157,527											.282
1297432	Paw Paw	MI		01/30/2024		50,653											.96
1297464	Palmdale	CA		01/30/2024		61,066											.131
1076164	Frisco	TX		04/27/2023		121,963											.302
1418714	Tampa	FL		03/28/2024		123,679											.256
1491028	Bristol	CT		05/10/2024		40,261											.80
1415102	Tulsa	OK		03/27/2024		15,123											.448
1417300	Garfield	AR		03/27/2024		10,048											.211
1297616	Los Angeles	CA		01/30/2024		124,416											.275
1418778	Covington	KY		03/28/2024		21,659											.44
1501490	Miami	FL		05/28/2024		55,968											.130
1512085	Port Arthur	TX		05/23/2024		22,500											.53
1413515	Bois D'arc	MO		03/27/2024		6,324											.614
1329187	Palm Beach	FL		02/23/2024		29,290											.45
1417032	Owasso	OK		03/27/2024		17,831											.380
1491126	Cape Coral	FL		05/10/2024		21,202											.47
1297452	Philadelphia	PA		01/30/2024		61,409											.112
1232924	Winnetka	CA		12/13/2023		134,057											.252
1290830	Corapolis	PA		01/25/2024		29,363											.49
1076096	Kissimmee	FL		04/27/2023		15,567											.28
1491057	Scottsdale	AZ		05/10/2024		184,149											.400
1498663	Packwood	WA		05/16/2024		57,188											.92
1348937	South Gate	CA		03/06/2024		117,579											.532

E02.221

STATEMENT AS OF SEPTEMBER 30, 2024 OF THE First Allmerica Financial Life Insurance Company

**SCHEDULE B - PART 3**

Showing All Mortgage Loans DISPOSED, Transferred or Repaid During the Current Quarter

1 Loan Number	2 Location		4 Loan Type	5 Date Acquired	6 Disposal Date	7 Book Value/ Recorded Investment Excluding Accrued Interest Prior Year	8 Change in Book Value/Recorded Investment					14 Book Value/ Recorded Investment Excluding Accrued Interest on Disposal	15 Consid- eration	16 Foreign Exchange Gain (Loss) on Disposal	17 Realized Gain (Loss) on Disposal	18 Total Gain (Loss) on Disposal
	2 City	3 State					8 Unrealized Valuation Increase/ (Decrease)	9 Current Year's (Amortization) /Accretion	10 Current Year's Other- Than- Temporary Impairment Recognized	11 Capitalized Deferred Interest and Other	12 Total Change in Book Value (8+9-10+11)					
1209868	Malad City	ID		11/29/2023		113,900								278		
1437227	Fleming Island	FL		04/10/2024		27,707								63		
1090853	North Chesterfield	VA		07/12/2023		48,171								149		
1415733	Fort Smith	AR		03/27/2024		9,502								239		
1292815	Lauderhill	FL		01/26/2024		203,754								396		
1297321	Atlanta	GA		01/30/2024		50,776								31		
1348830	Pomona	CA		03/06/2024		198,905								424		
1501595	East Boston	MA		05/28/2024		81,207								194		
1250602	Show Low	AZ		12/28/2023		45,989								103		
1088685	Smyrna	TN		06/28/2023		172,240								400		
1415247	Maumelle	AR		03/27/2024		14,461							1,165			
1232931	Cheshire	CT		12/13/2023		75,679								163		
1224160	Maple Valley	WA		12/07/2023		298,517								892		
1349019	Corona	CA		03/06/2024		173,659								410		
1415629	Marshfield	MO		03/27/2024		4,689								167		
1491165	Goose Creek	SC		05/10/2024		24,572								50		
1297458	Winter Haven	FL		01/30/2024		97,814								144		
1338009	Waxahachie	TX		02/27/2024		21,429								41		
1338090	Murrells Inlet	SC		02/27/2024		47,402								94		
1412891	Tulsa	OK		03/27/2024		8,718								281		
1333493	South Toms River	NJ		02/26/2024		29,281								65		
1333439	Baltimore	MD		02/26/2024		26,109								36		
1088918	Celina	TX		06/28/2023		25,208								113		
1498423	Albuquerque	NM		05/16/2024		25,461								152		
1307613	San Francisco	CA		02/08/2024		118,961								261		
1414831	Springdale	AR		03/27/2024		4,398								449		
1414824	Springdale	AR		03/27/2024		15,108								421		
1056025	Columbus	OH		08/26/2022		5,760								15		
1056065	West Palm Beach	FL		08/26/2022		6,029								19		
1491031	Wilkes Barre	PA		05/10/2024		25,226								593		
1056322	Cincinnati	OH		08/26/2022		6,331								19		
1056323	Fort Worth	TX		08/26/2022		5,364								11		
1565498	Rotonda West	FL		06/25/2024		74,801								230		
1331672	Fort Lauderdale	FL		02/26/2024		139,817								288		
1331684	Ridgefield	NJ		02/26/2024		50,090								108		
1085932	State College	PA		05/25/2023		46,094								104		
1383803	Buckeye	AZ		03/21/2024		35,006								78		
1413343	Tulsa	OK		03/27/2024		2,359								455		
1297636	Warren	OR		01/30/2024		116,165								242		
1491400	Bainbridge Island	WA		05/10/2024		109,318								272		
1093325	Hagerstown	MD		08/09/2023		25,717								56		
1355817	Monterey Park	CA		03/08/2024		69,830								132		
1569489	Detroit	MI		06/26/2024		13,087								15		
1090850	Tampa	FL		07/12/2023		30,108								66		
1094177	Pembroke	MA		08/28/2023		114,379								261		
1339903	Jacksons Gap	AL		02/28/2024		179,646								409		
1297568	Alpine	UT		01/30/2024		126,722								266		
1250535	Santa Ana	CA		12/28/2023		119,342								256		
1412919	Fair Grove	MO		03/27/2024		3,961								188		
1272052	North Chesterfield	VA		01/09/2024		132,503								238		
1337840	Philadelphia	PA		02/27/2024		17,331								36		

E02.222

STATEMENT AS OF SEPTEMBER 30, 2024 OF THE First Allmerica Financial Life Insurance Company

**SCHEDULE B - PART 3**

Showing All Mortgage Loans DISPOSED, Transferred or Repaid During the Current Quarter

1 Loan Number	2 Location		4 Loan Type	5 Date Acquired	6 Disposal Date	7 Book Value/ Recorded Investment Excluding Accrued Interest Prior Year	8 Change in Book Value/Recorded Investment					14 Book Value/ Recorded Investment Excluding Accrued Interest on Disposal	15 Consid- eration	16 Foreign Exchange Gain (Loss) on Disposal	17 Realized Gain (Loss) on Disposal	18 Total Gain (Loss) on Disposal
	2 City	3 State					8 Unrealized Valuation Increase/ (Decrease)	9 Current Year's (Amortization) /Accretion	10 Current Year's Other- Than- Temporary Impairment Recognized	11 Capitalized Deferred Interest and Other	12 Total Change in Book Value (8+9-10+11)					
1078884	Tucson	AZ		05/09/2023		264,873								857		
1491203	Albemarle	NC		05/10/2024		15,164								30		
1412878	Bartlesville	OK		03/27/2024		6,242								318		
1199538	Santa Ynez	CA		11/21/2023		290,743								437		
1390791	La Grande	KY		03/26/2024		51,399								53		
1348860	New Port Richey	FL		03/06/2024		54,104								125		
1569547	Rockwall	TX		06/26/2024		30,828								71		
1205254	Fort Lauderdale	FL		11/28/2023		43,111								260		
1250641	San Francisco	CA		12/28/2023		229,209								438		
1337748	Moody	TX		02/27/2024		83,949								151		
1292833	Pigeon Forge	TN		01/26/2024		157,942								305		
1086563	Daytona Beach	FL		06/08/2023		68,567								2,527		
1355987	Key Largo	FL		03/08/2024		90,737								197		
1088703	Plantation	FL		06/28/2023		127,520								85		
1056283	Harper Woods	MI		08/26/2022		2,870								10		
1056300	Philadelphia	PA		08/26/2022		10,739								39		
1412880	Lenexa	KS		03/27/2024		5,326								243		
1199529	Belleveue	NE		11/21/2023		60,963								120		
1297646	Miami	FL		01/30/2024		44,419								83		
1348872	Pinon Hills	CA		03/06/2024		133,588								286		
1348915	Conover	NC		03/06/2024		59,962								132		
1437198	Rancho Palos Verdes	CA		04/10/2024		154,093								427		
1498455	Harrisburg	PA		05/16/2024		10,219								17		
1498428	Woodbourne	NY		05/16/2024		27,667								51		
1297523	Richmond	VA		01/30/2024		47,285								76		
1383598	Austin	TX		03/21/2024		178,257								319		
1076133	Middleburg	FL		04/27/2023		44,075								68		
1414694	Earlsboro	OK		03/27/2024		1,891								188		
1307610	Katy	TX		02/08/2024		83,492								175		
1413117	Fayetteville	AR		03/27/2024		7,336								1,409		
1413203	Farmington	AR		03/27/2024		1,347								510		
1491042	Daytona Beach	FL		05/10/2024		41,901								139		
1501499	Spring Hill	FL		05/28/2024		42,097								68		
1076124	Venice	FL		04/27/2023		36,525								67		
1413254	Wynona	OK		03/27/2024		1,605								264		
1413266	Fayetteville	AR		03/27/2024		18,739								1,409		
1088909	Arcadia Area	CA		06/28/2023		68,149								172		
1088924	Farmington	UT		06/28/2023		82,468								194		
1437202	Staten Island	NY		04/10/2024		67,478								144		
1348938	Los Angeles	CA		03/06/2024		160,648								355		
1416123	Carthage	MO		03/27/2024		8,944								200		
1205249	Tustin	CA		11/28/2023		319,249								665		
1055929	Lake Station	IN		08/26/2022		3,585								13		
1418751	Fort Worth	TX		03/28/2024		19,288								43		
1418801	Holiday	FL		03/28/2024		28,995								58		
1090772	Valley Center	CA		07/12/2023		103,042								2,592		
1414914	Mountainburg	AR		03/27/2024		9,334								377		
1414967	North Little Rock	AR		03/27/2024		2,426								196		
1056330	Fresno	CA		08/26/2022		11,644								40		
1491450	San Francisco	CA		05/10/2024		211,994								467		
1297419	Concord	NC		01/30/2024		102,295								1,139		

E02.223



STATEMENT AS OF SEPTEMBER 30, 2024 OF THE First Allmerica Financial Life Insurance Company

**SCHEDULE B - PART 3**

Showing All Mortgage Loans DISPOSED, Transferred or Repaid During the Current Quarter

1 Loan Number	2 Location		4 Loan Type	5 Date Acquired	6 Disposal Date	7 Book Value/ Recorded Investment Excluding Accrued Interest Prior Year	8 Change in Book Value/Recorded Investment					14 Book Value/ Recorded Investment Excluding Accrued Interest on Disposal	15 Consid- eration	16 Foreign Exchange Gain (Loss) on Disposal	17 Realized Gain (Loss) on Disposal	18 Total Gain (Loss) on Disposal
	2 City	3 State					8 Unrealized Valuation Increase/ (Decrease)	9 Current Year's (Amortization) /Accretion	10 Current Year's Other- Than- Temporary Impairment Recognized	11 Capitalized Deferred Interest and Other	12 Total Change in Book Value (8+9-10+11)					
1199521	Los Angeles	CA		11/21/2023		190,163							413			
1413433	Bella Vista	AR		03/27/2024		3,749							457			
1413486	Conway	AR		03/27/2024		5,858							420			
1498608	Cape Coral	FL		05/16/2024		32,769							79			
1086001	Albuquerque	NM		05/25/2023		13,080							80			
1205303	Marvin	NC		11/28/2023		219,973							533			
1415878	Alma	AR		03/27/2024		15,725							436			
1415986	New Blaine	AR		03/27/2024		6,461							264			
1315590	Wendell	NC		02/13/2024		17,589							40			
1491025	Bloomington	GA		05/10/2024		44,178							108			
1491130	Chicago	IL		05/10/2024		44,026							98			
1415070	Alton	MO		03/27/2024		14,653							431			
1297498	Knoxville	TN		01/30/2024		43,248							95			
1413262	Bauxite	AR		03/27/2024		1,161							467			
1297619	Huntington Beach	CA		01/30/2024		533,015							1,269			
1088857	Philadelphia	PA		06/28/2023		43,540							80			
1498439	Hagerstown	MD		05/16/2024		19,260							40			
1338022	Akron	OH		02/27/2024		13,245							27			
1338074	Stockton	CA		02/27/2024		23,995							42			
1414697	Tulsa	OK		03/27/2024		8,942							836			
1096609	High Point	NC		09/27/2023		43,815							94			
1055997	Phoenix	AZ		08/26/2022		11,154							44			
1055935	Oklahoma City	OK		08/26/2022		6,062							24			
1250554	Woodland Hills Area	CA		12/28/2023		308,952							605			
1416116	Tulsa	OK		03/27/2024		13,205							360			
1414937	Edmond	OK		03/27/2024		35,830							1,350			
1417198	Columbus	KS		03/27/2024		9,176							357			
1250523	Wappingers Falls	NY		12/28/2023		192,950							352			
1055948	Columbus	OH		08/26/2022		9,377							36			
1565469	Springfield	NJ		06/25/2024		31,417							52			
1414285	Wagoner	OK		03/27/2024		2,736							113			
1437254	Hamonton	NJ		04/10/2024		32,991							70			
1106257	Tampa	FL		10/06/2023		70,107							151			
1413420	Rogers	AR		03/27/2024		3,653							274			
1074626	Manor	TX		04/28/2023		98,265							236			
1414080	Greenwood	AR		03/27/2024		4,620							393			
1498590	Lansing	MI		05/16/2024		13,348							24			
1491395	Anaheim	CA		05/10/2024		180,803							360			
1088700	Rancho Cucamonga	CA		06/28/2023		653,004							1,591			
1096621	Lake Worth	FL		09/27/2023		123,286							278			
1199571	Hawthorne	CA		11/21/2023		111,318							249			
1205301	N Billerica	MA		11/28/2023		132,586							312			
1390632	Mattapan	MA		03/26/2024		52,854							100			
1491051	Creola	OH		05/10/2024		41,935							85			
1348847	Monroe	NC		03/06/2024		56,819							110			
1297479	Cincinnati	OH		01/30/2024		40,729							77			
1348839	Florissant	MO		03/06/2024		42,692							91			
1383588	Valdosta	GA		03/21/2024		38,217							79			
1414695	Rogers	AR		03/27/2024		19,386							589			
1413188	Van Buren	AR		03/27/2024		1,845							169			
1418735	East Stroudsburg	PA		03/28/2024		23,065							40			

E02.224

STATEMENT AS OF SEPTEMBER 30, 2024 OF THE First Allmerica Financial Life Insurance Company

**SCHEDULE B - PART 3**

Showing All Mortgage Loans DISPOSED, Transferred or Repaid During the Current Quarter

1 Loan Number	2 Location		4 Loan Type	5 Date Acquired	6 Disposal Date	7 Book Value/ Recorded Investment Excluding Accrued Interest Prior Year	8 Change in Book Value/Recorded Investment					14 Book Value/ Recorded Investment Excluding Accrued Interest on Disposal	15 Consid- eration	16 Foreign Exchange Gain (Loss) on Disposal	17 Realized Gain (Loss) on Disposal	18 Total Gain (Loss) on Disposal
	2 City	3 State					8 Unrealized Valuation Increase/ (Decrease)	9 Current Year's (Amortization) /Accretion	10 Current Year's Other- Than- Temporary Impairment Recognized	11 Capitalized Deferred Interest and Other	12 Total Change in Book Value (8+9-10+11)					
1090799	Windsor Mill	MD		07/12/2023		34,115										89
1417077	Springfield	MO		03/27/2024		21,723										436
1501498	Torrance	CA		05/28/2024		83,696										134
1076181	Rosamond	CA		04/27/2023		27,977										44
1417073	Lamar	AR		03/27/2024		7,673										3,480
1491127	Monticello	NY		05/10/2024		31,513										65
1085941	Burbank	CA		05/25/2023		119,591										265
1088638	Roswell	GA		06/28/2023		252,718										680
1383587	Middletown	CT		03/21/2024		32,059										56
1569268	Mount Pleasant	SC		06/26/2024		47,537										115
1205270	San Diego	CA		11/28/2023		115,855										216
1209746	Rahway	NJ		11/29/2023		87,662										193
1297678	Dallas	TX		01/30/2024		153,882										284
1418784	Orland Park	IL		03/28/2024		46,867										108
1414890	Conway	AR		03/27/2024		7,849										250
1297531	Newington	CT		01/30/2024		55,052										124
1297603	Sonoma	CA		01/30/2024		247,432										232
1413999	Tulsa	OK		03/27/2024		12,608										657
1414175	Mayflower	AR		03/27/2024		8,332										476
1250527	Mars Hill	NC		12/28/2023		72,724										184
1250540	Richmond	TX		12/28/2023		89,453										241
1297405	Titusville	FL		01/30/2024		66,086										131
1383846	Metairie	LA		03/21/2024		37,411										90
1414191	Moore	OK		03/27/2024		3,925										296
1413390	Hot Springs	AR		03/27/2024		2,535										185
1414861	West Plains	MO		03/27/2024		10,614										324
1501470	Oakland	CA		05/28/2024		114,290										374
1498602	Baytown	TX		05/16/2024		19,650										112
1088801	Newtown	PA		06/28/2023		675,607										1,685
1056286	Wilmington	DE		08/26/2022		10,803										28
1348858	Pensacola	FL		03/06/2024		133,596										186
1437213	Haworth	NJ		04/10/2024		116,066										223
1437214	Plainfield	CT		04/10/2024		17,084										39
1333507	Highland Falls	NY		02/26/2024		30,993										69
1491136	Galveston	TX		05/10/2024		55,033										117
1307530	North Myrtle Beach	SC		02/08/2024		275,777										489
1096611	Fort Worth	TX		09/27/2023		19,307										47
1096604	Venice	FL		09/27/2023		71,440										159
1417038	Jefferson Cty	MO		03/27/2024		17,156										364
1491122	Oakland	CA		05/10/2024		135,168										253
1056292	Wilmington	DE		08/26/2022		7,283										21
1413237	Tulsa	OK		03/27/2024		3,413										268
1413124	Little Rock	AR		03/27/2024		7,547										627
1205273	Springboro	OH		11/28/2023		48,166										78
1418728	Little Falls	NY		03/28/2024		12,488										29
1297617	Southwest Ranches	FL		01/30/2024		472,838										1,021
1333424	Bell Gardens	CA		02/26/2024		98,946										174
1085935	Miami	FL		05/25/2023		18,665										37
1383582	Weems	VA		03/21/2024		28,311										60
1418796	Lawton	OK		03/28/2024		26,713										47
1390668	Chattanooga	TN		03/26/2024		21,730										39

E02.225

STATEMENT AS OF SEPTEMBER 30, 2024 OF THE First Allmerica Financial Life Insurance Company

**SCHEDULE B - PART 3**

Showing All Mortgage Loans DISPOSED, Transferred or Repaid During the Current Quarter

1 Loan Number	2 Location		4 Loan Type	5 Date Acquired	6 Disposal Date	7 Book Value/ Recorded Investment Excluding Accrued Interest Prior Year	8 Change in Book Value/Recorded Investment					14 Book Value/ Recorded Investment Excluding Accrued Interest on Disposal	15 Consid- eration	16 Foreign Exchange Gain (Loss) on Disposal	17 Realized Gain (Loss) on Disposal	18 Total Gain (Loss) on Disposal
	2 City	3 State					8 Unrealized Valuation Increase/ (Decrease)	9 Current Year's (Amortization) /Accretion	10 Current Year's Other- Than- Temporary Impairment Recognized	11 Capitalized Deferred Interest and Other	12 Total Change in Book Value (8+9-10+11)					
1095310	Cape Coral	FL		09/18/2023		162,851							242			
1400809	Myrtle Beach	SC		03/26/2024		30,682							65			
1412845	Farmington	AR		03/27/2024		11,679							551			
1205288	Highland Beach	FL		11/28/2023		106,523							172			
1501550	Mary Esther	FL		05/28/2024		44,055							105			
1250505	View Park	CA		12/28/2023		225,695							473			
1250183	Cincinnati	OH		12/28/2023		41,599							77			
1250224	Northvale	NJ		12/28/2023		104,592							158			
1076662	Los Angeles	CA		04/21/2023		824,072							2,161			
1349030	Colorado Springs	CO		03/06/2024		134,121							213			
1400753	New Orleans	LA		03/26/2024		20,196							53			
1416141	Rogers	AR		03/27/2024		60,188							1,757			
1416138	Mountain Home	AR		03/27/2024		5,920							152			
1205252	Wyandanch	NY		11/28/2023		104,870							147			
1135278	San Ramon	CA		10/27/2023		15,997							47			
1077420	Arcadia	CA		05/03/2023		256,503							526			
1415190	Cave Springs	AR		03/27/2024		57,094							1,325			
1243548	Miami	FL		12/21/2023		309,929							726			
1565388	Lake Stevens	WA		06/25/2024		78,391							106			
1061542	Prescott Valley	AZ		10/26/2022		44,244							116			
1093334	Davenport	FL		08/09/2023		35,882							84			
1088921	San Jose	CA		06/28/2023		68,227							1,794			
1416175	Webb City	MO		03/27/2024		36,349							791			
1416041	Garfield	AR		03/27/2024		24,833							1,095			
1056066	Hidden Valley Lake	CA		08/26/2022		9,515							25			
1569265	Concord	CA		06/26/2024		105,428							153			
1297643	Miramar	FL		01/30/2024		117,331							202			
1055949	Tremonton	UT		08/26/2022		4,754							18			
1090791	Baltimore	MD		07/12/2023		41,753							108			
1414934	Fayetteville	AR		03/27/2024		14,072							474			
1498628	Newburgh	NY		05/16/2024		22,044							47			
1491456	Boca Raton	FL		05/10/2024		78,194							110			
1333418	Ocala	FL		02/26/2024		21,382							34			
1437215	Clovis	NM		04/10/2024		20,024							46			
1056023	Indianapolis	IN		08/26/2022		7,800							18			
1355980	Pawtucket	RI		03/08/2024		30,373							64			
1198572	Menifee	CA		11/21/2023		130,282							511			
1297516	West Long Branch	NJ		01/30/2024		142,628							301			
1383600	Tampa	FL		03/21/2024		21,828							48			
1412884	Fayetteville	AR		03/27/2024		2,293							175			
1337984	Portsmouth	VA		02/27/2024		22,082							41			
1416402	Columbus	AR		03/27/2024		6,078							129			
1383678	Patchogue	NY		03/21/2024		49,166							93			
1415438	Rogers	AR		03/27/2024		9,908							228			
1417071	Fayetteville	AR		03/27/2024		9,189							254			
1348980	Charlotte	NC		03/06/2024		73,660							111			
1272100	Queen Creek	AZ		01/09/2024		209,602							457			
1383555	Prairie View	TX		03/21/2024		29,847							45			
1413110	Lacygne	KS		03/27/2024		7,809							678			
1077380	Orefield	PA		05/03/2023		152,817							289			
1077430	Las Vegas	NV		05/03/2023		107,712							7,302			

STATEMENT AS OF SEPTEMBER 30, 2024 OF THE First Allmerica Financial Life Insurance Company

**SCHEDULE B - PART 3**

Showing All Mortgage Loans DISPOSED, Transferred or Repaid During the Current Quarter

1 Loan Number	2 Location		4 Loan Type	5 Date Acquired	6 Disposal Date	7 Book Value/ Recorded Investment Excluding Accrued Interest Prior Year	8 Change in Book Value/Recorded Investment					14 Book Value/ Recorded Investment Excluding Accrued Interest on Disposal	15 Consid- eration	16 Foreign Exchange Gain (Loss) on Disposal	17 Realized Gain (Loss) on Disposal	18 Total Gain (Loss) on Disposal	
	2 City	3 State					8 Unrealized Valuation Increase/ (Decrease)	9 Current Year's (Amortization) /Accretion	10 Current Year's Other- Than- Temporary Impairment Recognized	11 Capitalized Deferred Interest and Other	12 Total Change in Book Value (8+9-10+11)						13 Total Foreign Exchange Change in Book Value
1094816	Houston	TX		09/07/2023		13,988											31
1569343	Tampa	FL		06/26/2024		22,984											23
1135309	Humble	TX		10/27/2023		3,379											7
1419001	Wellington	FL		03/28/2024		99,011											203
1297532	Henrico	VA		01/30/2024		39,649											64
1383577	Columbus	OH		03/21/2024		26,720											63
1416573	Mission	KS		03/27/2024		15,198											329
1086677	Roanoke	VA		06/08/2023		51,491											101
1349065	Ormond Beach	FL		03/06/2024		39,403											12,320
1329190	Ocklawaha	FL		02/23/2024		27,624											35
1569171	Richmond	VA		06/26/2024		23,089											49
1234886	Villa Park	CA		12/14/2023		1,027,062											2,493
1413640	Morrilton	AR		03/27/2024		5,503											351
1418733	Houston	TX		03/28/2024		14,135											29
1356014	Dix Hills	NY		03/08/2024		60,855											102
1415158	Olathe	KS		03/27/2024		14,306											473
1417017	Conway	AR		03/27/2024		16,109											372
1209796	Jersey City	NJ		11/29/2023		149,543											339
1416883	Bella Vista	AR		03/27/2024		22,625											492
1416921	Pocola	OK		03/27/2024		7,940											706
1390761	Mountain View	CA		03/26/2024		174,059											363
1307516	Newark	NJ		02/08/2024		176,963											242
1418891	Windermere	FL		03/28/2024		41,710											98
1055880	South Bend	IN		08/26/2022		4,494											13
1096653	Eatonville	WA		09/27/2023		63,539											161
1565599	Coral Gables	FL		06/25/2024		154,238											202
1077382	Ocean City	NJ		05/03/2023		135,331											312
1416974	Fayetteville	AR		03/27/2024		32,680											711
1413895	Gassville	AR		03/27/2024		3,983											223
1501582	Phoenix	AZ		05/28/2024		83,130											164
1250161	Tampa	FL		12/28/2023		130,569											233
1400705	La Mesa	CA		03/26/2024		65,492											136
1056083	Inkster	MI		08/26/2022		4,512											11
1569164	Kailua-kona	HI		06/26/2024		83,947											122
1418919	Port Charlotte	FL		03/28/2024		25,477											53
1250188	New Haven	CT		12/28/2023		77,772											178
1349097	Hallandale Beach	FL		03/06/2024		68,051											162
1349145	Tavernier	FL		03/06/2024		72,598											230
1437243	Opelika	AL		04/10/2024		14,633											42
1491381	Spring Valley	NY		05/10/2024		302,218											601
1512115	Kerhonkson	NY		05/23/2024		55,611											71
1338070	Emporia	VA		02/27/2024		13,402											24
1297256	Fayetteville	NC		01/30/2024		63,903											461
1297653	Nevada City	CA		01/30/2024		102,900											216
1415387	Skiatook	OK		03/27/2024		18,004											416
1501641	Mount Pleasant	TN		05/28/2024		35,917											58
1501637	Oshkosh	WI		05/28/2024		25,328											55
1080348	Castle Rock	CO		05/15/2023		55,448											151
1088791	Little Elm	TX		06/28/2023		145,906											975
1355898	Wilkes Barre Township	PA		03/08/2024		13,073											25
1337865	Tool	TX		02/27/2024		12,704											25

E02.227

STATEMENT AS OF SEPTEMBER 30, 2024 OF THE First Allmerica Financial Life Insurance Company

**SCHEDULE B - PART 3**

Showing All Mortgage Loans DISPOSED, Transferred or Repaid During the Current Quarter

1 Loan Number	2 Location		4 Loan Type	5 Date Acquired	6 Disposal Date	7 Book Value/ Recorded Investment Excluding Accrued Interest Prior Year	8 Change in Book Value/Recorded Investment					14 Book Value/ Recorded Investment Excluding Accrued Interest on Disposal	15 Consid- eration	16 Foreign Exchange Gain (Loss) on Disposal	17 Realized Gain (Loss) on Disposal	18 Total Gain (Loss) on Disposal
	2 City	3 State					8 Unrealized Valuation Increase/ (Decrease)	9 Current Year's (Amortization) /Accretion	10 Current Year's Other- Than- Temporary Impairment Recognized	11 Capitalized Deferred Interest and Other	12 Total Change in Book Value (8+9-10+11)					
1056153	Fort Worth	TX		08/26/2022		8,643										28
1437317	Miami	FL		04/10/2024		24,337										51
1113169	Covington	KY		10/13/2023		8,335										18
1390631	Bronx	NY		03/26/2024		64,954										180
1250190	Stratford	CT		12/28/2023		66,909										130
1501588	Monroe	NC		05/28/2024		42,334										75
1338031	Phenix City	AL		02/27/2024		13,152										24
1491230	South Ozone Park	NY		05/10/2024		124,583										257
1113153	Coachella	CA		10/13/2023		8,586										19
1069450	Pocono Lake	PA		02/23/2023		16,774										45
1417396	Morrilton	AR		03/27/2024		16,717										364
1297263	Tampa	FL		01/30/2024		94,977										180
1501563	Columbus	OH		05/28/2024		23,742										52
1292891	Thousand Oaks	CA		01/26/2024		337,067										623
1491409	Minneola	FL		05/10/2024		73,777										173
1512095	Corona	CA		05/23/2024		84,383										189
1512125	Knoxville	TN		05/23/2024		59,941										107
1418922	Prattville	AL		03/28/2024		13,577										24
1118916	Bronx	NY		10/17/2023		196,999										472
1337888	Buda	TX		02/27/2024		26,576										51
1337948	Bronx	NY		02/27/2024		14,843										32
1416200	Fort Smith	AR		03/27/2024		32,978										748
1512083	Los Angeles	CA		05/23/2024		67,970										137
1074085	Cincinnati	OH		03/28/2023		13,575										25
1250310	Baltimore	MD		12/28/2023		26,307										45
1135263	Lutz	FL		10/27/2023		10,871										17
1501500	Philadelphia	PA		05/28/2024		34,781										67
1418952	Madeira Beach	FL		03/28/2024		72,129										205
1491172	Myrtle Beach	SC		05/10/2024		32,315										104
1415341	Rogers	AR		03/27/2024		15,162										362
1501616	Philadelphia	PA		05/28/2024		20,368										47
1501618	Olathe	KS		05/28/2024		59,309										20
1250144	Avondale	AZ		12/28/2023		116,473										219
1250164	Indio	CA		12/28/2023		718,164										1,405
1437345	Grand Terrace	CA		04/10/2024		235,205										472
1113180	Anaheim	CA		10/13/2023		8,716										26
1390633	Mattapan	MA		03/26/2024		66,297										138
1209861	Garden Grove	CA		11/29/2023		199,470										410
1418872	Sunny Isles Beach	FL		03/28/2024		136,117										205
1090719	Staten Island	NY		07/12/2023		59,042										141
1338016	Springfield	MO		02/27/2024		16,102										29
1338039	Bridgeton	NJ		02/27/2024		19,351										35
1096607	Atlanta	GA		09/27/2023		35,755										79
1096622	Gatlinburg	TN		09/27/2023		61,131										681
1074156	Friedens	PA		03/28/2023		36,540										56
1417343	Bella Vista	AR		03/27/2024		7,778										477
1417382	Owasso	OK		03/27/2024		45,379										932
1297324	Midwest City	OK		01/30/2024		49,846										120
1080398	Seattle	WA		05/15/2023		65,907										392
1337977	Mabank	TX		02/27/2024		20,046										39
1292867	Chatham	NJ		01/26/2024		278,983										596

E02.228

STATEMENT AS OF SEPTEMBER 30, 2024 OF THE First Allmerica Financial Life Insurance Company

**SCHEDULE B - PART 3**

Showing All Mortgage Loans DISPOSED, Transferred or Repaid During the Current Quarter

1 Loan Number	2 Location		4 Loan Type	5 Date Acquired	6 Disposal Date	7 Book Value/ Recorded Investment Excluding Accrued Interest Prior Year	8 Change in Book Value/Recorded Investment					14 Book Value/ Recorded Investment Excluding Accrued Interest on Disposal	15 Consid- eration	16 Foreign Exchange Gain (Loss) on Disposal	17 Realized Gain (Loss) on Disposal	18 Total Gain (Loss) on Disposal
	2 City	3 State					8 Unrealized Valuation Increase/ (Decrease)	9 Current Year's (Amortization) /Accretion	10 Current Year's Other- Than- Temporary Impairment Recognized	11 Capitalized Deferred Interest and Other	12 Total Change in Book Value (8+9-10+11)					
1333436	Baltimore	MD		02/26/2024		26,109										36
1333442	Brooklyn	NY		02/26/2024		58,917										131
1491289	Fullerton	CA		05/10/2024		127,226										220
1416220	Bartlesville	OK		03/27/2024		25,319										551
1074643	Upland	CA		04/28/2023		140,590										310
1074612	Destin	FL		03/29/2023		17,815										39
1437355	Santa Barbara	CA		04/10/2024		140,526										288
1338072	Philadelphia	PA		02/27/2024		19,752										24
1415288	Fort Smith	AR		03/27/2024		8,216										191
1297649	Old Tappan	NJ		01/30/2024		576,177										1,002
1080409	Key Largo	FL		05/15/2023		59,296										147
1413396	Greenwood	AR		03/27/2024		4,672										372
1437212	North Plainfield	NJ		04/10/2024		40,474										81
1491362	St Petersburg	FL		05/10/2024		198,630										355
1491369	Escondido	CA		05/10/2024		126,619										244
1416202	Shawnee	OK		03/27/2024		18,308										1,296
1338066	Madison Heights	MI		02/27/2024		15,221										23
1338078	Sarasota	FL		02/27/2024		38,476										71
1297354	Reidsville	NC		01/30/2024		46,689										105
1415363	Fayetteville	AR		03/27/2024		21,418										469
1088809	Wolcott	CT		06/28/2023		114,295										294
1415451	Sapulpa	OK		03/27/2024		1,491										295
1491169	Goose Creek	SC		05/10/2024		24,572										50
1416185	Duncan	OK		03/27/2024		11,285										241
1437423	Little Egg Harbor Twp	NJ		04/10/2024		32,414										91
1243552	Anaheim	CA		12/21/2023		279,082										54,136
1390630	Salida	CO		03/26/2024		38,072										72
1250181	Tampa	FL		12/28/2023		53,048										89
1074573	Brooklyn	NY		03/29/2023		56,525										487
1417237	Coweta	OK		03/27/2024		21,320										449
1113168	Long Pond	PA		10/13/2023		10,303										51
1113159	Waianae	HI		10/13/2023		14,743										34
1094898	Sacramento	CA		09/07/2023		36,897										271
1417354	Newhope	AR		03/27/2024		6,069										129
1501570	Johnstown	PA		05/28/2024		80,958										207
1080369	Greensboro	NC		05/15/2023		47,918										91
1080396	Beverly Hills	CA		05/15/2023		94,850										290
1250245	Valley Stream	NY		12/28/2023		169,255										304
1292865	Plano	TX		01/26/2024		159,309										1,672
1307548	Claverack	NY		02/08/2024		71,443										154
1415290	Rogers	AR		03/27/2024		5,121										1,443
1501384	Houston	TX		05/28/2024		49,524										86
1501403	Austin	TX		05/28/2024		57,302										120
1414140	Little Rock	AR		03/27/2024		8,271										550
1056261	Allentown	PA		08/26/2022		4,915										15
1056291	Norfolk	VA		08/26/2022		11,103										37
1056263	Memphis	TN		08/26/2022		3,761										12
1250298	Dolton	IL		12/28/2023		25,384										47
1413364	Gardner	KS		03/27/2024		4,814										553
1413463	Sapulpa	OK		03/27/2024		6,628										494
1383841	Evansville	IN		03/21/2024		22,245										55

E02.229

STATEMENT AS OF SEPTEMBER 30, 2024 OF THE First Allmerica Financial Life Insurance Company

**SCHEDULE B - PART 3**

Showing All Mortgage Loans DISPOSED, Transferred or Repaid During the Current Quarter

1 Loan Number	2 Location		4 Loan Type	5 Date Acquired	6 Disposal Date	7 Book Value/ Recorded Investment Excluding Accrued Interest Prior Year	8 Change in Book Value/Recorded Investment					14 Book Value/ Recorded Investment Excluding Accrued Interest on Disposal	15 Consid- eration	16 Foreign Exchange Gain (Loss) on Disposal	17 Realized Gain (Loss) on Disposal	18 Total Gain (Loss) on Disposal	
	2 City	3 State					8 Unrealized Valuation Increase/ (Decrease)	9 Current Year's (Amortization) /Accretion	10 Current Year's Other- Than- Temporary Impairment Recognized	11 Capitalized Deferred Interest and Other	12 Total Change in Book Value (8+9-10+11)						13 Total Foreign Exchange Change in Book Value
1418940	Los Angeles (woodland)	CA		03/28/2024		61,726											120
1116928	Villas	NJ		10/13/2023		9,119											20
1491339	Waxhaw	NC		05/10/2024		160,657											358
1512058	Brick	NJ		05/23/2024		33,939											110
1096624	Oklahoma City	OK		09/27/2023		14,277											49
1113070	Oklahoma City	OK		10/13/2023		3,657											14
1232965	Farmington	UT		12/13/2023		668,344											1,494
1512054	Merrillville	IN		05/23/2024		33,573											69
1076174	Sanger	CA		04/27/2023		237,563											357
1307522	Monsey	NY		02/08/2024		334,580											806
1307519	Pennsauken	NJ		02/08/2024		62,852											123
1414679	Broken Arrow	OK		03/27/2024		5,315											438
1224063	Los Angeles	CA		12/07/2023		678,633											1,816
1331666	Chino	CA		02/26/2024		62,382											138
1337815	Cape Coral	FL		02/27/2024		37,353											92
1091387	Dayton	OH		07/24/2023		75,641											178
1383740	Miami	FL		03/21/2024		15,406											39
1491147	Kansas City	MO		05/10/2024		15,448											34
1233059	Bakersfield	CA		12/13/2023		317,040											2,191
1297491	Placerville	CA		01/30/2024		129,028											223
1501388	Long Beach	CA		05/28/2024		120,129											234
1549051	Monroe	NY		06/13/2024		32,300											56
1224126	Clarksville	MD		12/07/2023		465,148											1,947
1224164	Huntington Beach	CA		12/07/2023		404,639											1,143
1512159	Levan	UT		05/23/2024		88,395											195
1565552	Fremont	CA		06/25/2024		210,996											161
1097541	Cleveland	OH		09/29/2023		50,998											128
1096652	Seymour	TN		09/27/2023		135,139											337
1297471	Northampton	PA		01/30/2024		59,191											100
1210009	Bedford	NH		11/29/2023		119,334											208
1210016	Naples	FL		11/29/2023		192,619											385
1077393	Lindenwold	NJ		05/03/2023		71,502											152
1074445	Queen Creek	AZ		03/29/2023		52,276											174
1297259	Multiple	WV		01/30/2024		100,774											186
1297342	Denison	TX		01/30/2024		46,899											111
1348844	Springfield	MA		03/06/2024		72,848											100
1348826	Ocean City	NJ		03/06/2024		185,848											364
1415334	Springdale	AR		03/27/2024		11,012											415
1501604	Hanover Park	IL		05/28/2024		224,475											552
1250259	Studio City	CA		12/28/2023		324,992											550
1437303	Nashua	NH		04/10/2024		53,695											120
1333429	Williamsburg	VA		02/26/2024		62,449											135
1056116	Kansas City	MO		08/26/2022		6,958											26
1414221	Tulsa	OK		03/27/2024		13,061											1,143
1094895	Knoxville	TN		09/07/2023		18,521											31
1113182	Harrisburg	PA		10/13/2023		4,257											6
1355844	East Orange	NJ		03/08/2024		60,261											123
1135272	Stockton	CA		10/27/2023		10,563											25
1501574	Anchorage	AK		05/28/2024		89,418											182
1418723	Louisville	KY		03/28/2024		23,596											47
1491278	Fleming	GA		05/10/2024		80,866											178

E02.230

STATEMENT AS OF SEPTEMBER 30, 2024 OF THE First Allmerica Financial Life Insurance Company

**SCHEDULE B - PART 3**

Showing All Mortgage Loans DISPOSED, Transferred or Repaid During the Current Quarter

1 Loan Number	2 Location		4 Loan Type	5 Date Acquired	6 Disposal Date	7 Book Value/ Recorded Investment Excluding Accrued Interest Prior Year	8 Change in Book Value/Recorded Investment					14 Book Value/ Recorded Investment Excluding Accrued Interest on Disposal	15 Consid- eration	16 Foreign Exchange Gain (Loss) on Disposal	17 Realized Gain (Loss) on Disposal	18 Total Gain (Loss) on Disposal	
	2 City	3 State					8 Unrealized Valuation Increase/ (Decrease)	9 Current Year's (Amortization) /Accretion	10 Current Year's Other- Than- Temporary Impairment Recognized	11 Capitalized Deferred Interest and Other	12 Total Change in Book Value (8+9-10+11)						13 Total Foreign Exchange Change in Book Value
1415731	Fayetteville	AR		03/27/2024		42,445											1,028
1501551	Orange Park	FL		05/28/2024		39,717											92
1501549	Harper Woods	MI		05/28/2024		22,350											53
1080344	San Diego	CA		05/15/2023		82,925											250
1080406	Fort Worth	TX		05/15/2023		126,097											564
1250237	Paterson	NJ		12/28/2023		93,202											133
1416219	Pea Ridge	AR		03/27/2024		12,089											403
1297260	Miami	FL		01/30/2024		125,933											303
1501358	Denver	CO		05/28/2024		34,132											56
1417277	Springdale	AR		03/27/2024		20,208											422
1417311	Claremore	OK		03/27/2024		31,856											803
1199512	Greenacres	FL		11/21/2023		79,993											147
1565467	Aptos	CA		06/25/2024		41,265											53
1349118	Arlington Heights	IL		03/06/2024		79,312											4,573
1329278	Bend	OR		02/23/2024		114,122											223
1498645	Baton Rouge	LA		05/16/2024		32,158											15
1085913	Italy	TX		05/25/2023		14,173											34
1209867	Ivanhoe	CA		11/29/2023		60,405											127
1210018	Whitney	TX		11/29/2023		42,837											93
1491425	San Fernando	CA		05/10/2024		58,344											145
1113115	Willis	TX		10/13/2023		5,789											18
1297504	Hammond	IN		01/30/2024		47,065											89
1088923	San Antonio	TX		06/28/2023		12,993											32
1569537	Pawtucket	RI		06/26/2024		51,737											158
1569540	New York	NY		06/26/2024		128,270											179
1355843	Houston	TX		03/08/2024		20,202											47
1348853	San Bernardino	CA		03/06/2024		126,008											305
1555776	Chicago	IL		06/18/2024		40,493											113
1250255	Yakima	WA		12/28/2023		55,074											95
1329292	Albuquerque	NM		02/23/2024		35,363											55
1329301	Kent	WA		02/23/2024		49,523											91
1501489	Delhi	CA		05/28/2024		30,679											68
1501495	Philadelphia	PA		05/28/2024		31,369											71
1501501	Macon	GA		05/28/2024		71,039											133
1091681	Wellington	FL		07/25/2023		29,405											72
1415705	Oklahoma City	OK		03/27/2024		32,044											835
1339941	Livermore	CA		02/28/2024		371,890											874
1090120	West Chester	PA		07/10/2023		389,924											1,124
1085911	Kaau	HI		05/25/2023		19,005											44
1348831	North Chesterfield	VA		03/06/2024		93,003											174
1088886	Charlotte	NC		06/28/2023		26,101											56
1088889	Saint Cloud	FL		06/28/2023		61,326											164
1094029	Huntingdon Valley	PA		08/17/2023		77,872											192
1498609	Saint Cloud	FL		05/16/2024		34,359											75
1418700	Seattle	WA		03/28/2024		30,897											652
1355961	Mattoon	IL		03/08/2024		26,720											46
1348948	Riviera Beach	FL		03/06/2024		84,970											291
1113194	Boca Raton	FL		10/13/2023		12,217											26
1116841	Edinburg	TX		10/13/2023		15,214											23
1329234	Gallinburg	TN		02/23/2024		168,426											303
1329249	Anacortes	WA		02/23/2024		38,446											140

E02.231



STATEMENT AS OF SEPTEMBER 30, 2024 OF THE First Allmerica Financial Life Insurance Company

**SCHEDULE B - PART 3**

Showing All Mortgage Loans DISPOSED, Transferred or Repaid During the Current Quarter

1 Loan Number	2 Location		4 Loan Type	5 Date Acquired	6 Disposal Date	7 Book Value/ Recorded Investment Excluding Accrued Interest Prior Year	8 Change in Book Value/Recorded Investment					14 Book Value/ Recorded Investment Excluding Accrued Interest on Disposal	15 Consid- eration	16 Foreign Exchange Gain (Loss) on Disposal	17 Realized Gain (Loss) on Disposal	18 Total Gain (Loss) on Disposal	
	2 City	3 State					8 Unrealized Valuation Increase/ (Decrease)	9 Current Year's (Amortization) /Accretion	10 Current Year's Other- Than- Temporary Impairment Recognized	11 Capitalized Deferred Interest and Other	12 Total Change in Book Value (8+9-10+11)						13 Total Foreign Exchange Change in Book Value
1437440	Los Angeles	CA		04/10/2024		54,542											99
1437460	Massapequa	NY		04/10/2024		73,059											122
1416908	Comanche	OK		03/27/2024		12,495											273
1290886	Ankeny	IA		01/25/2024		67,808											296
1290903	Ellwood City	PA		01/25/2024		27,606											49
1094856	Lancaster	CA		09/07/2023		16,940											22
1094875	Fort Lauderdale	FL		09/07/2023		35,577											91
1414631	Conway	AR		03/27/2024		17,547											623
1339807	Bradenton	FL		02/28/2024		103,148											218
1094935	Seneca	SC		09/07/2023		19,759											69
1501394	Conroe	TX		05/28/2024		59,815											107
1205296	Buford	GA		11/28/2023		138,793											280
1205306	Arlington	TX		11/28/2023		78,415											168
1355914	Buckley	IA		03/08/2024		75,107											125
1356094	Albuquerque	NM		03/08/2024		28,005											52
1416426	Rogers	AR		03/27/2024		7,085											234
1290314	Cutler Bay	FL		01/25/2024		161,038											305
1094766	Upper Darby	PA		09/07/2023		11,203											38
1272053	Papeete	HI		01/09/2024		653,274											1,397
1290428	Philadelphia	PA		01/25/2024		58,465											105
1068682	Austin	TX		04/18/2023		49,775											189
1512071	Nyack	NY		05/23/2024		168,066											331
1113123	Hewitt	NJ		10/13/2023		5,985											15
1491255	South Bend	IN		05/10/2024		25,527											48
1491294	Covington	GA		05/10/2024		51,224											122
1068732	Destin	FL		04/18/2023		51,351											131
1250309	Glassboro	NJ		12/28/2023		68,475											147
1383843	Prairieville	LA		03/21/2024		27,845											55
1501429	Anchorage	AK		05/28/2024		78,740											157
1501474	Dearborn Heights	MI		05/28/2024		33,988											79
1338053	Homestead	PA		02/27/2024		39,170											65
1243571	Meridian	ID		12/21/2023		147,724											216
1348846	Moreno Valley	CA		03/06/2024		72,786											143
1307553	Plantation	FL		02/08/2024		305,597											454
1307562	St. Augustine	FL		02/08/2024		120,718											255
1329209	Fort Worth	TX		02/23/2024		16,937											32
1113216	San Diego	CA		10/13/2023		15,111											38
1501626	Ocala	FL		05/28/2024		33,049											67
1414104	Locust Grove	OK		03/27/2024		2,336											118
1243415	Parkland	FL		12/21/2023		179,990											294
1126318	Laguna Niguel	CA		10/20/2023		131,400											287
1074606	Marathon	FL		03/29/2023		47,473											208
1415926	Bella Vista	AR		03/27/2024		17,869											460
1437351	Missouri City	TX		04/10/2024		32,814											82
1068604	Panama City Beach	FL		01/26/2023		42,717											29
1224064	San Francisco	CA		12/07/2023		589,964											1,666
1415798	Springdale	AR		03/27/2024		6,831											376
1076100	Panama City Beach	FL		04/27/2023		46,351											84
1076620	Virginia Beach	VA		04/21/2023		49,798											197
1414127	Midwest City	OK		03/27/2024		5,307											212
1569238	Cliffside Park	NJ		06/26/2024		126,839											210

E02.232

STATEMENT AS OF SEPTEMBER 30, 2024 OF THE First Allmerica Financial Life Insurance Company

**SCHEDULE B - PART 3**

Showing All Mortgage Loans DISPOSED, Transferred or Repaid During the Current Quarter

1 Loan Number	2 Location		4 Loan Type	5 Date Acquired	6 Disposal Date	7 Book Value/ Recorded Investment Excluding Accrued Interest Prior Year	8 Change in Book Value/Recorded Investment					14 Book Value/ Recorded Investment Excluding Accrued Interest on Disposal	15 Consid- eration	16 Foreign Exchange Gain (Loss) on Disposal	17 Realized Gain (Loss) on Disposal	18 Total Gain (Loss) on Disposal
	2 City	3 State					8 Unrealized Valuation Increase/ (Decrease)	9 Current Year's (Amortization) /Accretion	10 Current Year's Other- Than- Temporary Impairment Recognized	11 Capitalized Deferred Interest and Other	12 Total Change in Book Value (8+9-10+11)					
1250639	Canton	GA		12/28/2023		99,675								219		
1414294	Benton	AR		03/27/2024		5,153								217		
1414315	Fayetteville	AR		03/27/2024		8,407								449		
1056124	South Toms River	NJ		08/26/2022		6,494								24		
1056080	Warren	MI		08/26/2022		7,026								23		
1241697	Ashford	WA		12/21/2023		225,731								454		
1074629	Malaga	WA		04/28/2023		144,163								338		
1209776	Bronx	NY		11/29/2023		91,178								192		
1501678	Phoenix	AZ		05/28/2024		142,904								363		
1569191	Jacksonville	FL		06/26/2024		34,691								27		
1056299	Rossville	GA		08/26/2022		6,672								23		
1337859	Atlanta	GA		02/27/2024		16,229								31		
1337861	Kemp	TX		02/27/2024		17,709								32		
1250258	Fresno	CA		12/28/2023		50,165								126		
1414236	Prairie Grove	AR		03/27/2024		8,802								2,222		
1390636	Staten Island	NY		03/26/2024		73,970								135		
1501592	North Hollywood	CA		05/28/2024		107,287								224		
1418879	Riverside	NJ		03/28/2024		13,020								31		
1491254	South Gate	CA		05/10/2024		68,860								148		
1094907	Perris	CA		09/07/2023		37,529								101		
1094908	Riverside	CA		09/07/2023		56,231								145		
1116871	Brooklyn	NY		10/13/2023		17,106								37		
1297310	Richmond	VA		01/30/2024		57,160								106		
1501539	Baltimore	MD		05/28/2024		35,334								96		
1250199	Columbia	MO		12/28/2023		41,233								78		
1250208	Howell	NJ		12/28/2023		108,451								242		
1333438	Baltimore	MD		02/26/2024		24,339								34		
1491408	Arcadia	CA		05/10/2024		85,788								205		
1416228	McAlester	OK		03/27/2024		12,813								552		
1416256	Little Flock	AR		03/27/2024		15,437								335		
1416282	Shell Knob	MO		03/27/2024		23,258								516		
1437354	Costa Mesa	CA		04/10/2024		305,724								591		
1338083	Biloxi	MS		02/27/2024		18,769								236		
1250154	Washington	DC		12/28/2023		77,878								176		
1307527	Canterbury	CT		02/08/2024		166,508								343		
1415474	Fort Smith	AR		03/27/2024		11,346								378		
1415505	Midway	AR		03/27/2024		7,137								163		
1076165	Norco	CA		04/27/2023		125,962								298		
1413138	Van Buren	AR		03/27/2024		3,343								557		
1414930	Duncan	OK		03/27/2024		3,001								189		
1415122	Okmulgee	OK		03/27/2024		10,442								389		
1056279	Davenport	FL		08/26/2022		19,926								109		
1307501	Running Springs	CA		02/08/2024		61,078								133		
1501478	La Quinta	CA		05/28/2024		75,519								137		
1096612	Coral Springs	FL		09/27/2023		22,497								47		
1224088	Houston	TX		12/07/2023		613,380								1,703		
1096659	Farmers Branch	TX		09/27/2023		62,940								7,311		
1056167	Portsmouth	VA		08/26/2022		6,179								19		
1498498	Rochester	NY		05/16/2024		17,999								40		
1076143	Plumas Lake	CA		04/27/2023		53,699								216		
1090114	Clinton	MS		07/10/2023		72,685								122		

E02.233

STATEMENT AS OF SEPTEMBER 30, 2024 OF THE First Allmerica Financial Life Insurance Company

**SCHEDULE B - PART 3**

Showing All Mortgage Loans DISPOSED, Transferred or Repaid During the Current Quarter

1 Loan Number	2 Location		4 Loan Type	5 Date Acquired	6 Disposal Date	7 Book Value/ Recorded Investment Excluding Accrued Interest Prior Year	8 Change in Book Value/Recorded Investment					14 Book Value/ Recorded Investment Excluding Accrued Interest on Disposal	15 Consid- eration	16 Foreign Exchange Gain (Loss) on Disposal	17 Realized Gain (Loss) on Disposal	18 Total Gain (Loss) on Disposal
	2 City	3 State					8 Unrealized Valuation Increase/ (Decrease)	9 Current Year's (Amortization) /Accretion	10 Current Year's Other- Than- Temporary Impairment Recognized	11 Capitalized Deferred Interest and Other	12 Total Change in Book Value (8+9-10+11)					
1126345	Walterboro	SC		10/20/2023		120,230							204			
1418874	Arlington	TX		03/28/2024		17,039							40			
1113101	Sanibel	FL		10/13/2023		31,980							79			
1113122	Loomis	CA		10/13/2023		28,561							62			
1491175	El Paso	TX		05/10/2024		19,021							388			
1491189	Sunny Isles Beach	FL		05/10/2024		23,280							47			
1088637	Spring	TX		06/28/2023		567,133							2,096			
1565356	Glenolden	PA		06/25/2024		51,849							70			
1091689	Denver	CO		07/25/2023		43,575							100			
1091718	Los Angeles	CA		07/25/2023		17,940							43			
1414852	Conway	AR		03/27/2024		8,092							256			
1356112	Jefferson	GA		03/08/2024		35,034							50			
1338027	Toms River	NJ		02/27/2024		13,711							27			
1093398	Glen Allen	VA		08/09/2023		147,457							321			
1205294	Poinciana	FL		11/28/2023		72,332							146			
1056184	Charlotte	NC		08/26/2022		9,181							49			
1209832	Goodyear	AZ		11/29/2023		174,051							370			
1056260	Newnan	GA		08/26/2022		8,116							33			
1416626	Cedarcreek	MO		03/27/2024		5,315							147			
1416650	Rogers	AR		03/27/2024		51,642							1,078			
1415777	Springdale	AR		03/27/2024		12,249							289			
1437364	Miami	FL		04/10/2024		121,416							256			
1250251	East Lansing	MI		12/28/2023		47,004							70			
1135282	Boca Raton	FL		10/27/2023		42,963							99			
1297656	Naples	FL		01/30/2024		101,107							18,327			
1415403	N Little Rock	AR		03/27/2024		4,026							247			
1512056	Broken Arrow	OK		05/23/2024		49,352							94			
1501368	Rockport	TX		05/28/2024		44,586							68			
1337867	Jacksonville	FL		02/27/2024		17,480							34			
1250192	Albany	NY		12/28/2023		50,546							108			
1491129	Sand Springs	OK		05/10/2024		15,448							39			
1437314	Sunrise Beach	MO		04/10/2024		54,028							108			
1135274	Port Huron	MI		10/27/2023		7,873							20			
1135277	Daly City	CA		10/27/2023		20,036							46			
1491226	Cottage Grove	OR		05/10/2024		61,984							147			
1094913	Lodi	CA		09/07/2023		33,385							80			
1116901	Manvel	TX		10/13/2023		26,519							1,662			
1417372	Bartlesville	OK		03/27/2024		15,258							352			
1400823	Garland	TX		03/26/2024		23,744							53			
1412842	Spiro	OK		03/27/2024		2,944							148			
1056069	Woodridge	NY		08/26/2022		4,642							18			
1565575	San Jose	CA		06/25/2024		219,636							288			
1568006	Torrance	CA		06/26/2024		240,179							371			
1096606	Miami	FL		09/27/2023		75,753							362			
1416352	Olathe	KS		03/27/2024		24,026							516			
1498565	Virginia Beach	VA		05/16/2024		38,600							71			
1498575	Jermyn	PA		05/16/2024		30,668							48			
1491052	Waltham	MA		05/10/2024		138,166							299			
1383558	Amarillo	TX		03/21/2024		16,475							29			
1080404	Miami	FL		05/15/2023		109,646							334			
1338023	Rocky Mount	NC		02/27/2024		13,293							26			

E02.234

STATEMENT AS OF SEPTEMBER 30, 2024 OF THE First Allmerica Financial Life Insurance Company

**SCHEDULE B - PART 3**

Showing All Mortgage Loans DISPOSED, Transferred or Repaid During the Current Quarter

1 Loan Number	2 Location		4 Loan Type	5 Date Acquired	6 Disposal Date	7 Book Value/ Recorded Investment Excluding Accrued Interest Prior Year	8 Change in Book Value/Recorded Investment					14 Book Value/ Recorded Investment Excluding Accrued Interest on Disposal	15 Consid- eration	16 Foreign Exchange Gain (Loss) on Disposal	17 Realized Gain (Loss) on Disposal	18 Total Gain (Loss) on Disposal	
	2 City	3 State					8 Unrealized Valuation Increase/ (Decrease)	9 Current Year's (Amortization) /Accretion	10 Current Year's Other- Than- Temporary Impairment Recognized	11 Capitalized Deferred Interest and Other	12 Total Change in Book Value (8+9-10+11)						13 Total Foreign Exchange Change in Book Value
1418842	Royal Palm Beach	FL		03/28/2024		23,293											77
1418917	Anaheim	CA		03/28/2024		67,911											160
1066473	Warner Robins	GA		11/22/2022		19,269											47
1238017	Saint Louis	MO		12/18/2023		100,318											195
1241756	Charlevoix	MI		12/21/2023		78,940											13,169
1501660	Pink Hill	NC		05/28/2024		44,492											71
1250252	North Myrtle Beach	SC		12/28/2023		66,363											152
1292880	Belleair	FL		01/26/2024		53,913											248
1333446	Fort Worth	TX		02/26/2024		22,403											51
1491417	Morganville	NJ		05/10/2024		76,879											168
1512128	Indio	CA		05/23/2024		53,295											100
1501382	Jonesboro	GA		05/28/2024		35,589											47
1415467	Vilonia	AR		03/27/2024		6,457											189
1415481	Pea Ridge	AR		03/27/2024		8,317											197
1088942	York	PA		06/28/2023		36,077											69
1209823	Myrtle Beach	SC		11/29/2023		46,036											113
1209822	Kansas City	MO		11/29/2023		64,422											133
1417307	Kinta	OK		03/27/2024		24,645											547
1417336	Springdale	AR		03/27/2024		17,543											365
1056285	Memphis	TN		08/26/2022		3,756											13
1416644	Cave Springs	AR		03/27/2024		13,406											575
1383746	Brooklyn	NY		03/21/2024		62,994											99
1250191	Linden	NJ		12/28/2023		112,135											207
1292846	Myrtle Beach	SC		01/26/2024		62,061											107
1292852	Ocala	FL		01/26/2024		179,596											392
1113132	Brandon	FL		10/13/2023		7,623											12
1491285	La Verne	CA		05/10/2024		92,863											61,012
1491349	Saint Louis	MO		05/10/2024		298,287											597
1106262	Miami	FL		10/06/2023		179,065											468
1074598	Decatur	GA		03/29/2023		69,416											167
1501479	Houston	TX		05/28/2024		25,174											60
1416212	Bentonville	AR		03/27/2024		20,091											865
1569237	Willow Park	TX		06/26/2024		53,166											132
1383629	Los Angeles	CA		03/21/2024		48,911											194
1414344	Dewey	OK		03/27/2024		19,598											773
1243409	Cheektowaga	NY		12/21/2023		95,919											153
1491111	Saint Louis	MO		05/10/2024		25,025											54
1414098	Broken Arrow	OK		03/27/2024		13,152											522
1437235	Albemarle	NC		04/10/2024		22,802											40
1096658	Winchester	VA		09/27/2023		44,419											120
1076168	Santa Cruz	CA		04/27/2023		168,315											355
1413225	Lees Summit	MO		03/27/2024		2,812											239
1297264	Jamestown	NC		01/30/2024		82,312											156
1412888	Pryor	OK		03/27/2024		4,078											193
1400808	Blackwood	NJ		03/26/2024		28,110											50
1348955	Woodridge	IL		03/06/2024		43,188											207
1349015	Coopersburg	PA		03/06/2024		105,008											247
1290934	Vero Beach	FL		01/25/2024		70,620											124
1383704	Los Angeles	CA		03/21/2024		166,457											367
1337962	Cleveland	OH		02/27/2024		15,546											18
1113228	Trenton	NJ		10/13/2023		8,546											19

E02.235

STATEMENT AS OF SEPTEMBER 30, 2024 OF THE First Allmerica Financial Life Insurance Company

**SCHEDULE B - PART 3**

Showing All Mortgage Loans DISPOSED, Transferred or Repaid During the Current Quarter

1 Loan Number	2 Location		4 Loan Type	5 Date Acquired	6 Disposal Date	7 Book Value/ Recorded Investment Excluding Accrued Interest Prior Year	8 Change in Book Value/Recorded Investment					14 Book Value/ Recorded Investment Excluding Accrued Interest on Disposal	15 Consid- eration	16 Foreign Exchange Gain (Loss) on Disposal	17 Realized Gain (Loss) on Disposal	18 Total Gain (Loss) on Disposal
	2 City	3 State					8 Unrealized Valuation Increase/ (Decrease)	9 Current Year's (Amortization) /Accretion	10 Current Year's Other- Than- Temporary Impairment Recognized	11 Capitalized Deferred Interest and Other	12 Total Change in Book Value (8+9-10+11)					
1243422	Nashville	TN		12/21/2023		289,131								554		
1415990	Joplin	MO		03/27/2024		5,754								144		
1437347	Pottsboro	TX		04/10/2024		30,071								57		
1088905	San Jose	CA		06/28/2023		137,298								374		
1096605	Hope Mills	NC		09/27/2023		17,186								41		
1250357	Panama City Beach	FL		12/28/2023		53,991								95		
1085953	Buena Park	CA		05/25/2023		45,318								102		
1549177	Pittsburgh	PA		06/13/2024		39,130								71		
1567967	Odessa	FL		06/26/2024		327,747								673		
1415718	Hatfield	AR		03/27/2024		4,855								166		
1416436	Springdale	AR		03/27/2024		17,980								641		
1414074	Springdale	AR		03/27/2024		8,933								454		
1088630	Edmond	OK		06/28/2023		119,866								428		
1080400	Englewood	CO		05/15/2023		90,801								262		
1056125	Philadelphia	PA		08/26/2022		7,689								27		
1565471	San Antonio	FL		06/25/2024		44,353								58		
1290398	Plano	TX		01/25/2024		111,323								294		
1498522	Interlochen	MI		05/16/2024		20,967								42		
1080356	Kaysville	UT		05/15/2023		55,447								148		
1337988	Dearborn	MI		02/27/2024		14,407								25		
1093252	Berlin	MD		08/09/2023		28,151								73		
1093405	Wesley Chapel	FL		08/09/2023		154,852								372		
1093948	Crawford	CO		08/17/2023		53,707								223		
1565475	Corpus Christi	TX		06/25/2024		23,650								31		
1498434	Chicago	IL		05/16/2024		20,814								41		
1088933	Cape Coral	FL		06/28/2023		31,067								62		
1348854	Rialto	CA		03/06/2024		156,108								304		
1243418	McAllen	TX		12/21/2023		186,688								382		
1413759	Oologah	OK		03/27/2024		5,451								351		
1077381	Westminster	CA		05/03/2023		144,110								426		
1272082	Sparks	NV		01/09/2024		245,918								488		
1272129	Milwaukee	WI		01/09/2024		79,911								144		
1077426	Wylie	TX		05/03/2023		156,889								400		
1390716	Linda	CA		03/26/2024		38,930								64		
1297368	Wadsworth	OH		01/30/2024		58,921								80		
1339917	Goleta	CA		02/28/2024		338,054								728		
1383550	Lewisburg	TN		03/21/2024		24,494								50		
1209741	Martinez	CA		11/29/2023		229,269								561		
1297677	Sunset Beach	CA		01/30/2024		1,059,643								1,978		
1307497	Chicago	IL		02/08/2024		107,821								185		
1418913	Anaheim	CA		03/28/2024		72,882								172		
1400764	Lynchburg	VA		03/26/2024		25,879								46		
1076612	Shreveport	LA		04/21/2023		55,300								400		
1250278	Indianapolis	IN		12/28/2023		69,380								129		
1076665	Lake Havasu City	AZ		04/21/2023		396,175								1,051		
1243519	N Plainfield	NJ		12/21/2023		132,006								267		
1569224	Star	ID		06/26/2024		51,302								93		
1094849	Katy	TX		09/07/2023		11,095								1,114		
1056264	Birmingham	AL		08/26/2022		7,456								26		
1491394	Houston	TX		05/10/2024		66,912								99		
1383754	Wilmington	NC		03/21/2024		20,013								37		

E02.236

STATEMENT AS OF SEPTEMBER 30, 2024 OF THE First Allmerica Financial Life Insurance Company

**SCHEDULE B - PART 3**

Showing All Mortgage Loans DISPOSED, Transferred or Repaid During the Current Quarter

1 Loan Number	2 Location		4 Loan Type	5 Date Acquired	6 Disposal Date	7 Book Value/ Recorded Investment Excluding Accrued Interest Prior Year	8 Change in Book Value/Recorded Investment					14 Book Value/ Recorded Investment Excluding Accrued Interest on Disposal	15 Consid- eration	16 Foreign Exchange Gain (Loss) on Disposal	17 Realized Gain (Loss) on Disposal	18 Total Gain (Loss) on Disposal
	2 City	3 State					8 Unrealized Valuation Increase/ (Decrease)	9 Current Year's (Amortization) /Accretion	10 Current Year's Other- Than- Temporary Impairment Recognized	11 Capitalized Deferred Interest and Other	12 Total Change in Book Value (8+9-10+11)					
1077407	San Antonio	TX		05/03/2023		30,921										83
1491093	Wesley Chapel	FL		05/10/2024		50,388										100
1243542	Saint Johns	FL		12/21/2023		260,569										576
1413109	Fayetteville	AR		03/27/2024		5,640										505
1094969	Newton	NC		09/08/2023		24,234										62
1416536	Alexander	AR		03/27/2024		10,731										262
1437203	Hempstead	NY		04/10/2024		102,706										221
1413226	Joplin	MO		03/27/2024		8,427										684
1413270	Fayetteville	AR		03/27/2024		2,359										848
1413153	Owasso	OK		03/27/2024		4,051										343
1135254	Raleigh	NC		10/27/2023		11,566										20
1297232	Reynoldsburg	OH		01/30/2024		56,133										101
1501673	Brookline	MA		05/28/2024		173,496										320
1400812	McGaheysville	VA		03/26/2024		58,369										121
1209760	Lorain	OH		11/29/2023		32,070										60
1076153	Aiea	HI		04/27/2023		80,519										170
1076152	Portsmouth	RI		04/27/2023		77,960										169
1383681	Buffalo	NY		03/21/2024		17,123										37
1383686	Philadelphia	PA		03/21/2024		30,464										14
1413149	Tulsa	OK		03/27/2024		8,116										996
1349025	Esteros	FL		03/06/2024		54,549										387
1355974	Los Gatos	CA		03/08/2024		115,866										206
1188668	West Valley City	UT		11/21/2023		49,006										103
1290421	Burbank	CA		01/25/2024		230,102										414
1243553	Pearland	TX		12/21/2023		387,911										902
1414202	Webb City	MO		03/27/2024		3,060										139
1250600	Inlet Beach	FL		12/28/2023		261,358										587
1096638	Port Charlotte	FL		09/27/2023		63,399										151
1093272	Wesley Chapel	FL		08/09/2023		39,041										94
1338152	Woodland Hills	CA		02/27/2024		139,498										166
1415817	Springdale	AR		03/27/2024		16,121										373
1094020	Miami	FL		08/17/2023		229,307										623
1414050	Collinsville	OK		03/27/2024		6,347										325
1569186	Salt Lake City	UT		06/26/2024		105,598										158
1080359	Scottsdale	AZ		05/15/2023		94,836										290
1565613	Bay Harbor Islands	FL		06/25/2024		70,151										89
1074107	Livermore	CA		03/28/2023		261,260										790
1491205	Liberty Hill	TX		05/10/2024		22,895										55
1414232	Berryville	AR		03/27/2024		13,735										492
1390653	Houston	TX		03/26/2024		26,142										58
1292889	Pasadena	CA		01/26/2024		493,282										920
1292901	Covington	WA		01/26/2024		281,198										599
1205305	Orlando	FL		11/28/2023		87,289										643
1250454	Pensacola	FL		12/28/2023		61,485										108
1297663	Odessa	TX		01/30/2024		164,459										271
1348950	Sacramento	CA		03/06/2024		149,880										443
1355991	Silverton	OR		03/08/2024		47,104										104
1400761	Broken Arrow	OK		03/26/2024		22,887										6
1383548	Baltimore	MD		03/21/2024		21,462										43
1077373	Bronx	NY		05/03/2023		192,436										468
1094820	Saint Petersburg	FL		09/07/2023		17,234										43

E02.237

STATEMENT AS OF SEPTEMBER 30, 2024 OF THE First Allmerica Financial Life Insurance Company

**SCHEDULE B - PART 3**

Showing All Mortgage Loans DISPOSED, Transferred or Repaid During the Current Quarter

1 Loan Number	2 Location		4 Loan Type	5 Date Acquired	6 Disposal Date	7 Book Value/ Recorded Investment Excluding Accrued Interest Prior Year	8 Change in Book Value/Recorded Investment					14 Book Value/ Recorded Investment Excluding Accrued Interest on Disposal	15 Consid- eration	16 Foreign Exchange Gain (Loss) on Disposal	17 Realized Gain (Loss) on Disposal	18 Total Gain (Loss) on Disposal
	2 City	3 State					8 Unrealized Valuation Increase/ (Decrease)	9 Current Year's (Amortization) /Accretion	10 Current Year's Other- Than- Temporary Impairment Recognized	11 Capitalized Deferred Interest and Other	12 Total Change in Book Value (8+9-10+11)					
1250624	Miami	FL		12/28/2023		47,292								180		
1250605	Crawford	TX		12/28/2023		234,197								332		
1080209	North Haven	CT		05/15/2023		21,268								17		
1224033	Atascadero	CA		12/07/2023		718,354								9,049		
1113184	Tannersville	NY		10/13/2023		16,277								34		
1113195	Boca Raton	FL		10/13/2023		9,447								20		
1437396	Canyon Country	CA		04/10/2024		114,973								258		
1088936	Las Vegas	NV		06/28/2023		14,824								29		
1126355	Cheyenne	WY		10/20/2023		53,321								180		
1565631	Hideout	UT		06/25/2024		222,880								296		
1338151	New Orleans	LA		02/27/2024		28,018								47		
1416061	Rogers	AR		03/27/2024		14,989								328		
1416066	Bella Vista	AR		03/27/2024		17,588								421		
1088922	Phoenix	AZ		06/28/2023		44,285								87		
1093979	Raleigh	NC		08/17/2023		99,046								2,405		
1290379	Solvang	CA		01/25/2024		321,927								794		
1290832	Wichita	KS		01/25/2024		22,820								46		
1113161	Fresno	CA		10/13/2023		8,057								20		
1088910	Oakland	CA		06/28/2023		61,966								168		
1383671	Los Angeles	CA		03/21/2024		84,427								152		
1076627	Winder	GA		04/21/2023		73,215								176		
1329207	Chicago	IL		02/23/2024		14,508								20		
1329268	Lincoln	ME		02/23/2024		12,220								16		
1414141	West Fork	AR		03/27/2024		11,188								436		
1091715	York	PA		07/25/2023		12,079								23		
1337917	Orlando	FL		02/27/2024		17,076								32		
1056282	Philadelphia	PA		08/26/2022		4,796								13		
1113066	Manville	NJ		10/13/2023		9,205								21		
1383640	Columbus	OH		03/21/2024		21,664								44		
1415448	Russellville	AR		03/27/2024		19,404								460		
1292874	Jurupa Valley	CA		01/26/2024		225,642								445		
1491055	Allentown	PA		05/10/2024		15,221								31		
1297241	Frostproof	FL		01/30/2024		64,021								111		
1297552	The Dalles	OR		01/30/2024		112,012								177		
1056328	Albuquerque	NM		08/26/2022		15,326								49		
1339923	Las Vegas	NV		02/28/2024		395,387								68,497		
1055892	St Petersburg	FL		08/26/2022		12,752								39		
1348918	Annandale	VA		03/06/2024		146,908								291		
1437228	Little Egg Harbor Twp	NJ		04/10/2024		33,231								75		
1414259	Lowell	AR		03/27/2024		3,155								2,127		
1209766	Bonham	TX		11/29/2023		40,906								95		
1400749	Indianapolis	IN		03/26/2024		25,388								46		
1338080	Nags Head	NC		02/27/2024		67,004								2,793		
1348824	Tallahassee	FL		03/06/2024		34,037								348		
1199547	Blythehood	SC		11/21/2023		107,573								305		
1415879	Neosho	MO		03/27/2024		10,985								242		
1241772	Atlantic Beach	FL		12/21/2023		995,932								3,171		
1076657	Boynton Beach	FL		04/21/2023		66,717								132		
1414172	Hot Springs	AR		03/27/2024		4,980								185		
1076135	Boynton Beach	FL		04/27/2023		45,584								85		
1076632	Albany	NY		04/21/2023		36,954								88		

E02.238

STATEMENT AS OF SEPTEMBER 30, 2024 OF THE First Allmerica Financial Life Insurance Company

**SCHEDULE B - PART 3**

Showing All Mortgage Loans DISPOSED, Transferred or Repaid During the Current Quarter

1 Loan Number	2 Location		4 Loan Type	5 Date Acquired	6 Disposal Date	7 Book Value/ Recorded Investment Excluding Accrued Interest Prior Year	8 Change in Book Value/Recorded Investment					14 Book Value/ Recorded Investment Excluding Accrued Interest on Disposal	15 Consid- eration	16 Foreign Exchange Gain (Loss) on Disposal	17 Realized Gain (Loss) on Disposal	18 Total Gain (Loss) on Disposal	
	2 City	3 State					8 Unrealized Valuation Increase/ (Decrease)	9 Current Year's (Amortization) /Accretion	10 Current Year's Other- Than- Temporary Impairment Recognized	11 Capitalized Deferred Interest and Other	12 Total Change in Book Value (8+9-10+11)						13 Total Foreign Exchange Change in Book Value
1076631	Troy	NY		04/21/2023		43,296											106
1383518	Mamaroneck	NY		03/21/2024		82,413											150
1250613	South Richmond Hill	NY		12/28/2023		112,711											247
1085900	Loganville	GA		05/25/2023		14,723											63
1414025	Fayetteville	AR		03/27/2024		11,857											531
1224019	Arlington	MA		12/07/2023		481,966											1,312
1085951	Seattle	WA		05/25/2023		28,396											16
1093262	North Chesterfield	VA		08/09/2023		36,728											78
1565624	Coral Springs	FL		06/25/2024		88,754											98
1415641	Fort Smith	AR		03/27/2024		10,112											338
1415800	Rogers	AR		03/27/2024		13,140											341
1416412	Catoosa	OK		03/27/2024		17,158											459
1241757	Katy	TX		12/21/2023		228,974											433
1414100	Fayetteville	AR		03/27/2024		9,492											382
1414146	Fayetteville	AR		03/27/2024		6,627											322
1569236	Bonita	CA		06/26/2024		65,863											315
1414308	Jenks	OK		03/27/2024		12,395											408
1078865	Paramount	CA		05/09/2023		154,492											469
1416106	Clarksville	AR		03/27/2024		11,796											356
1565544	Middleton	ID		06/25/2024		130,757											182
1569053	Atlantic City	NJ		06/26/2024		30,394											66
1074112	Jacksonville	FL		03/28/2023		13,329											21
1074416	Ocean Springs	MS		03/29/2023		17,559											32
1290378	Myrtle Beach	SC		01/25/2024		50,129											54
1238022	New Rochelle	NY		12/18/2023		178,001											399
1498519	Norwich	CT		05/16/2024		25,371											52
1569208	Golden	CO		06/26/2024		72,935											107
1093253	Orlando	FL		08/09/2023		48,422											109
1210030	Nokesville	VA		11/29/2023		268,741											537
1113186	Nashville	TN		10/13/2023		4,569											9
1437386	Paterson	NJ		04/10/2024		36,334											80
1126350	Nashville	TN		10/20/2023		65,068											766
1095348	Running Springs	CA		09/18/2023		169,316											385
1095366	New Orleans	LA		09/18/2023		50,287											119
1416137	Central City	AR		03/27/2024		22,183											525
1093977	Laguna Woods	CA		08/17/2023		65,213											165
1498431	New City	NY		05/16/2024		74,520											148
1113144	Columbus	OH		10/13/2023		5,123											13
1498533	Arizona City	AZ		05/16/2024		23,038											45
1491077	Palm Coast	FL		05/10/2024		40,428											73
1250137	Sherman Oaks	CA		12/28/2023		396,351											628
1241779	Covington	LA		12/21/2023		234,568											414
1076155	Germantown	TN		04/27/2023		90,302											187
1414214	Farmington	AR		03/27/2024		5,455											231
1415941	Bartlesville	OK		03/27/2024		8,524											397
1076129	Lakeville	MIN		04/27/2023		24,008											1,106
1383553	Port Orchard	WA		03/21/2024		33,324											6,239
1491037	Chatsworth	CA		05/10/2024		163,573											300
1307594	Livingston	NJ		02/08/2024		210,354											362
1339959	Tyler	TX		02/29/2024		6,422											55
1549145	Woodland Hills	CA		06/13/2024		109,006											204

E02.239



STATEMENT AS OF SEPTEMBER 30, 2024 OF THE First Allmerica Financial Life Insurance Company

**SCHEDULE B - PART 3**

Showing All Mortgage Loans DISPOSED, Transferred or Repaid During the Current Quarter

1 Loan Number	2 Location		4 Loan Type	5 Date Acquired	6 Disposal Date	7 Book Value/ Recorded Investment Excluding Accrued Interest Prior Year	8 Change in Book Value/Recorded Investment					14 Book Value/ Recorded Investment Excluding Accrued Interest on Disposal	15 Consid- eration	16 Foreign Exchange Gain (Loss) on Disposal	17 Realized Gain (Loss) on Disposal	18 Total Gain (Loss) on Disposal
	2 City	3 State					8 Unrealized Valuation Increase/ (Decrease)	9 Current Year's (Amortization) /Accretion	10 Current Year's Other- Than- Temporary Impairment Recognized	11 Capitalized Deferred Interest and Other	12 Total Change in Book Value (8+9-10+11)					
1415883	Cabot	AR		03/27/2024		13,762								315		
1416446	Fayetteville	AR		03/27/2024		14,712								442		
1569244	Fountain Valley	CA		06/26/2024		232,959								332		
1565466	Roswell	GA		06/25/2024		78,641								146		
1056142	Saint Petersburg	FL		08/26/2022		9,313								32		
1085955	Port Saint Lucie	FL		05/25/2023		12,789								31		
1569058	Oakwood	GA		06/26/2024		36,892								41		
1565619	San Bruno	CA		06/25/2024		283,530								443		
1074125	Holmdel	NJ		03/28/2023		92,404								214		
1188866	Woodruff	SC		11/21/2023		40,942								88		
1338085	Fort Myers	FL		02/27/2024		43,194								75		
1549216	Austin	TX		06/13/2024		50,366								107		
1209820	Fort Worth	TX		11/29/2023		105,923								225		
1569207	Pfafftown	NC		06/26/2024		47,104								69		
1056313	San Rafael	CA		08/26/2022		16,708								59		
1093294	St. Petersburg	FL		08/09/2023		58,744								155		
1498489	Philadelphia	PA		05/16/2024		15,578								35		
1383557	Saint Helena Island	SC		03/21/2024		36,205								67		
1076132	Spokane	WA		04/27/2023		42,098								91		
1088803	Palm Beach Gardens	FL		06/28/2023		241,897								582		
1414764	Joplin	MO		03/27/2024		6,925								243		
1414971	Jenks	OK		03/27/2024		13,847								324		
1355790	Lawrenceville	GA		03/08/2024		31,388								104		
1077423	Paradise Valley	AZ		05/03/2023		199,304								464		
1056247	Philadelphia	PA		08/26/2022		5,999								87		
1086773	Cumming	GA		06/08/2023		101,367								427		
1250355	Savannah	GA		12/28/2023		91,761								160		
1113098	Coquille	OR		10/13/2023		4,729								11		
1549206	Rochester	NY		06/13/2024		14,829								28		
1093975	Cedar Hill	TX		08/17/2023		233,324								328		
1205293	Bryan	TX		11/28/2023		65,491								133		
1290427	Cypress	TX		01/25/2024		274,036								518		
1498550	Converse	TX		05/16/2024		24,194								44		
1243589	Los Angeles	CA		12/21/2023		155,536								323		
1501653	Hampton	VA		05/28/2024		43,323								106		
1416391	Little Rock	AR		03/27/2024		19,279								421		
1415910	Fletcher	OK		03/27/2024		17,612								274		
1243528	Olive Branch	MS		12/21/2023		168,973								193		
1113236	Paramount	CA		10/13/2023		20,514								49		
1088912	King Of Prussia	PA		06/28/2023		25,503								175		
1085881	Redlands	CA		05/25/2023		67,849								165		
1339939	Hayward	CA		02/28/2024		414,936								969		
1415799	Carthage	MO		03/27/2024		6,748								151		
1416423	Little Rock	AR		03/27/2024		15,042								333		
1569189	Davenport	FL		06/26/2024		50,128								83		
1569258	San Antonio	TX		06/26/2024		31,427								320		
1416103	Paris	AR		03/27/2024		11,578								341		
1565543	Monroe Township	NJ		06/25/2024		131,899								151		
1569063	El Paso	TX		06/26/2024		42,618								55		
1338099	Augusta	GA		02/27/2024		14,071								30		
1224163	Walnut	CA		12/07/2023		630,535								7,821		

E02.240

STATEMENT AS OF SEPTEMBER 30, 2024 OF THE First Allmerica Financial Life Insurance Company

**SCHEDULE B - PART 3**

Showing All Mortgage Loans DISPOSED, Transferred or Repaid During the Current Quarter

1 Loan Number	2 Location		4 Loan Type	5 Date Acquired	6 Disposal Date	7 Book Value/ Recorded Investment Excluding Accrued Interest Prior Year	8 Change in Book Value/Recorded Investment					14 Book Value/ Recorded Investment Excluding Accrued Interest on Disposal	15 Consid- eration	16 Foreign Exchange Gain (Loss) on Disposal	17 Realized Gain (Loss) on Disposal	18 Total Gain (Loss) on Disposal
	2 City	3 State					8 Unrealized Valuation Increase/ (Decrease)	9 Current Year's (Amortization) /Accretion	10 Current Year's Other- Than- Temporary Impairment Recognized	11 Capitalized Deferred Interest and Other	12 Total Change in Book Value (8+9-10+11)					
1250621	Miami Beach	FL		12/28/2023		55,747								112		
1093416	Hollywood	FL		08/09/2023		99,551								273		
1224020	Scarsdale	NY		12/07/2023		423,813								1,100		
1437379	New Hyde Park	NY		04/10/2024		75,674								132		
1437311	Redmond	WA		04/10/2024		81,667								121		
1068619	Bradenton	FL		01/26/2023		16,372								144		
1076157	Miami	FL		04/27/2023		106,101								247		
1250640	Greensboro	NC		12/28/2023		152,547								252		
1498514	Inglewood	CA		05/16/2024		114,788								276		
1126339	Norfolk	VA		10/20/2023		55,637								439		
1417197	Fayetteville	AR		03/27/2024		49,309								1,037		
1512082	Miami Beach	FL		05/23/2024		103,497								209		
1416600	Jonesboro	AR		03/27/2024		13,705								301		
1307558	Miramar Beach	FL		02/08/2024		412,759								706		
1307560	Destin	FL		02/08/2024		116,730								135		
1501508	Charlotte	NC		05/28/2024		42,634								102		
1501527	Tempe	AZ		05/28/2024		60,721								120		
1501532	Tempe	AZ		05/28/2024		70,120								150		
1418968	Freedom	WI		03/28/2024		56,951								611		
1355903	Miami	FL		03/08/2024		107,909								215		
1329195	Killeen	TX		02/23/2024		14,757								25		
1390629	Los Angeles	CA		03/26/2024		163,585								374		
1390644	Galt	CA		03/26/2024		37,668								75		
1088698	Watertown	MA		06/28/2023		182,993								313		
1209849	Weldon Spring	MO		11/29/2023		297,957								327		
1418865	Ocean City	MD		03/28/2024		14,272								37		
1418881	Oakland	CA		03/28/2024		62,901								159		
1338041	Montgomery	AL		02/27/2024		14,222								29		
1338049	Aurora	IL		02/27/2024		15,367								29		
1417222	Holiday Island	AR		03/27/2024		4,681								146		
1437309	Norfolk	VA		04/10/2024		19,683								31		
1074409	Southold	NY		03/29/2023		27,497								35		
1417385	Mount Ida	AR		03/27/2024		31,644								689		
1080351	Murrieta	CA		05/15/2023		46,786								124		
1080392	Rolling Hills Estates	CA		05/15/2023		81,879								249		
1337979	Darlington	SC		02/27/2024		12,548								23		
1549148	Madison	AL		06/13/2024		44,516								107		
1567980	Wellington	FL		06/26/2024		196,939								312		
1416833	Tulsa	OK		03/27/2024		10,725								312		
1413913	Broken Arrow	OK		03/27/2024		4,035								219		
1501374	Goose Creek	SC		05/28/2024		35,362								47		
1501376	Chandler	AZ		05/28/2024		58,395								93		
1243536	Prospect	CT		12/21/2023		216,145								450		
1088645	Spokane Valley	WA		06/28/2023		79,113								194		
1093414	Laguna Niguel	CA		08/09/2023		198,517								565		
1512107	Sevierville	TN		05/23/2024		284,825								667		
1415700	Waldron	AR		03/27/2024		4,240								98		
1416381	Lenexa	KS		03/27/2024		37,819								848		
1416383	Rogers	AR		03/27/2024		17,831								471		
1337751	Auburn	WA		02/27/2024		59,782								109		
1400824	Miami	FL		03/26/2024		69,916								149		

E02.241

STATEMENT AS OF SEPTEMBER 30, 2024 OF THE First Allmerica Financial Life Insurance Company

**SCHEDULE B - PART 3**

Showing All Mortgage Loans DISPOSED, Transferred or Repaid During the Current Quarter

1 Loan Number	2 Location		4 Loan Type	5 Date Acquired	6 Disposal Date	7 Book Value/ Recorded Investment Excluding Accrued Interest Prior Year	8 Change in Book Value/Recorded Investment					14 Book Value/ Recorded Investment Excluding Accrued Interest on Disposal	15 Consid- eration	16 Foreign Exchange Gain (Loss) on Disposal	17 Realized Gain (Loss) on Disposal	18 Total Gain (Loss) on Disposal
	2 City	3 State					8 Unrealized Valuation Increase/ (Decrease)	9 Current Year's (Amortization) /Accretion	10 Current Year's Other- Than- Temporary Impairment Recognized	11 Capitalized Deferred Interest and Other	12 Total Change in Book Value (8+9-10+11)					
1412830	Muldrow	OK		03/27/2024		19,377								987		
1416364	Fort Smith	AR		03/27/2024		13,467								297		
1093235	Kissimmee	FL		08/09/2023		53,531								108		
1074419	Los Angeles	CA		03/29/2023		66,471								151		
1491062	Meridian	ID		05/10/2024		40,990								84		
1093712	Broken Arrow	OK		08/11/2023		68,412								168		
1390660	Fort Worth	TX		03/26/2024		34,326								74		
1241745	Costa Mesa	CA		12/21/2023		601,623								1,298		
1337986	Afton	VA		02/27/2024		14,124								29		
1333448	San Antonio	TX		02/26/2024		19,479								45		
1512126	Palatka	FL		05/23/2024		32,955								85		
1415332	Fayetteville	AR		03/27/2024		35,356								2,560		
1209828	Aventura	FL		11/29/2023		119,507								307		
1094902	New York	NY		09/07/2023		98,077								231		
1094053	Bridgeport	CT		08/21/2023		161,798								335		
1355893	Portland	OR		03/08/2024		34,430								64		
1205255	Stroudsburg	PA		11/28/2023		94,683								153		
1416457	Cave Springs	AR		03/27/2024		19,376								1,047		
1337833	Detroit	MI		02/27/2024		11,941								25		
1414723	Overland Park	KS		03/27/2024		16,565								545		
1349072	Venice	FL		03/06/2024		130,059								320		
1056131	Phoenix	AZ		08/26/2022		8,383								168		
1415634	Sallisaw	OK		03/27/2024		26,570								619		
1415650	Benton	AR		03/27/2024		46,852								1,221		
1415773	Bentonville	AR		03/27/2024		15,079								326		
1437365	Granada Hills	CA		04/10/2024		70,982								156		
1437409	Encino	CA		04/10/2024		353,899								467		
1094830	Roselle	NJ		09/07/2023		30,959								81		
1094851	Westminster	CO		09/07/2023		27,370								64		
1243534	Orange Beach	AL		12/21/2023		202,876								346		
1329188	Heber City	UT		02/23/2024		80,675								145		
1414176	Springdale	AR		03/27/2024		6,654								246		
1074650	Ocean Twp	NJ		04/28/2023		113,773								201		
1074628	Springfield	VA		04/28/2023		146,170								278		
1416036	House Springs	MO		03/27/2024		24,193								560		
1549197	Kissimmee	FL		06/13/2024		215,215								471		
1549164	Madison	WI		06/13/2024		67,874								67		
1569183	Santa Rosa Beach	FL		06/26/2024		218,768								344		
1569154	York	PA		06/26/2024		26,548								27		
1415704	Tulsa	OK		03/27/2024		6,596								610		
1066470	Madeira Beach	FL		11/22/2022		95,867								176		
1414290	Berryville	AR		03/27/2024		6,906								295		
1086605	Eules	TX		06/08/2023		47,215								1,051		
1329202	Pittsfield	MA		02/23/2024		15,879								30		
1076084	Doral	FL		04/27/2023		42,625								168		
1080343	Brooklyn	NY		05/15/2023		80,114								140		
1565623	Whittier	CA		06/25/2024		107,247								141		
1338100	Orangeburg	SC		02/27/2024		12,397								26		
1232908	Cypress	TX		12/13/2023		373,470								902		
1437392	Hayward	CA		04/10/2024		66,164								153		
1209772	Houston	TX		11/29/2023		38,177								55		

E02.242

STATEMENT AS OF SEPTEMBER 30, 2024 OF THE First Allmerica Financial Life Insurance Company

**SCHEDULE B - PART 3**

Showing All Mortgage Loans DISPOSED, Transferred or Repaid During the Current Quarter

1 Loan Number	2 Location		4 Loan Type	5 Date Acquired	6 Disposal Date	7 Book Value/ Recorded Investment Excluding Accrued Interest Prior Year	8 Change in Book Value/Recorded Investment					14 Book Value/ Recorded Investment Excluding Accrued Interest on Disposal	15 Consid- eration	16 Foreign Exchange Gain (Loss) on Disposal	17 Realized Gain (Loss) on Disposal	18 Total Gain (Loss) on Disposal
	2 City	3 State					8 Unrealized Valuation Increase/ (Decrease)	9 Current Year's (Amortization) /Accretion	10 Current Year's Other- Than- Temporary Impairment Recognized	11 Capitalized Deferred Interest and Other	12 Total Change in Book Value (8+9-10+11)					
1209844	Farmington	NM		11/29/2023		157,745								341		
1501689	North Richland Hills	TX		05/28/2024		43,892								105		
1093708	Bridgeport	CT		08/11/2023		146,663								336		
1565562	Homestead	FL		06/25/2024		159,091								411		
1565565	Bellville	TX		06/25/2024		81,154								110		
1074137	Wellington	FL		03/28/2023		31,949								65		
1093293	Tampa	FL		08/09/2023		38,892								101		
1498414	Neeah	WI		05/16/2024		25,469								50		
1088952	Fountain Valley	CA		06/28/2023		61,982								110		
1491064	Newport News	VA		05/10/2024		15,587								403		
1250130	Powder Springs	GA		12/28/2023		42,130								307		
1418910	Indianapolis	IN		03/28/2024		11,986								21		
1199540	Fort Worth	TX		11/21/2023		105,080							1,055			
1565620	Fontana	CA		06/25/2024		107,445								172		
1297351	Fort Lauderdale	FL		01/30/2024		144,650								312		
1243407	Scranton	PA		12/21/2023		61,379								103		
1414143	Plumerville	AR		03/27/2024		2,545								100		
1243538	Manteca	CA		12/21/2023		222,975								481		
1501630	Norfolk	VA		05/28/2024		70,922								143		
1076169	Los Angeles	CA		04/27/2023		123,234							11,998			
1437343	Lake Mary	FL		04/10/2024		64,090								141		
1113241	Brooklyn	NY		10/13/2023		21,024								46		
1076131	Delran	NJ		04/27/2023		42,841								72		
1209761	Burbank	CA		11/29/2023		99,735								205		
1224016	Redmond	OR		12/07/2023		205,308								520		
1549100	Bridgeport	CT		06/13/2024		48,101								944		
1567972	Fremont	CA		06/26/2024		285,321								452		
1338086	Tampa	FL		02/27/2024		46,846								90		
1415715	Cave Springs	AR		03/27/2024		25,464								575		
1416434	Springfield	MO		03/27/2024		8,608								188		
1416439	Fayetteville	AR		03/27/2024		21,045								461		
1416445	Clarksville	AR		03/27/2024		59,813							1,961			
1076119	Atlanta	GA		04/27/2023		30,960								62		
1569210	Long Branch	NJ		06/26/2024		90,614								320		
1416135	Rogers	AR		03/27/2024		28,151								748		
1565480	Austin	TX		06/25/2024		309,021								213		
1056130	Addison	IL		08/26/2022		7,066								42		
1199546	Groveland	FL		11/21/2023		64,810								274		
1569062	Wylie	TX		06/26/2024		31,970							1,885			
1565598	Westlake	FL		06/25/2024		92,898								136		
1290410	Richmond	TX		01/25/2024		90,016								181		
1241701	Metuchen	NJ		12/21/2023		129,034								292		
1549222	Duenweg	MO		06/13/2024		30,279								64		
1074644	Palmdale	CA		04/28/2023		63,375								130		
1113233	Boca Raton	FL		10/13/2023		31,088								65		
1093410	San Jose	CA		08/09/2023		271,106								656		
1074421	Los Angeles	CA		03/29/2023		59,556								131		
1093305	Mabank	TX		08/09/2023		37,888								83		
1078934	Santa Monica	CA		05/09/2023		187,291								671		
1383564	Chattanooga	TN		03/21/2024		47,741								90		
1076136	Georgetown	TX		04/27/2023		44,876								76		

E02.243

STATEMENT AS OF SEPTEMBER 30, 2024 OF THE First Allmerica Financial Life Insurance Company

**SCHEDULE B - PART 3**

Showing All Mortgage Loans DISPOSED, Transferred or Repaid During the Current Quarter

1 Loan Number	2 Location		4 Loan Type	5 Date Acquired	6 Disposal Date	7 Book Value/ Recorded Investment Excluding Accrued Interest Prior Year	8 Change in Book Value/Recorded Investment					14 Book Value/ Recorded Investment Excluding Accrued Interest on Disposal	15 Consid- eration	16 Foreign Exchange Gain (Loss) on Disposal	17 Realized Gain (Loss) on Disposal	18 Total Gain (Loss) on Disposal	
	2 City	3 State					8 Unrealized Valuation Increase/ (Decrease)	9 Current Year's (Amortization) /Accretion	10 Current Year's Other- Than- Temporary Impairment Recognized	11 Capitalized Deferred Interest and Other	12 Total Change in Book Value (8+9-10+11)						13 Total Foreign Exchange Change in Book Value
1126320	Nashville	TN		10/20/2023		38,811											72
1113142	Long Beach	CA		10/13/2023		25,042											46
1333435	Paterson	NJ		02/26/2024		27,011											42
1068730	Joshua Tree	CA		04/18/2023		44,054											137
1413414	Oktaha	OK		03/27/2024		5,660											394
1501449	Athens	TX		05/28/2024		38,940											79
1418928	Hialeah	FL		03/28/2024		20,553											38
1250199	Fuquay Varina	NC		12/28/2023		52,546											113
1297240	Citrus Springs	FL		01/30/2024		67,613											121
1348862	Bakersfield	CA		03/06/2024		87,739											307
1501543	Midland	NC		05/28/2024		54,849											128
1297664	Loxahatchee	FL		01/30/2024		164,583											340
1501643	Hollywood	FL		05/28/2024		87,433											193
1329226	Midlothian	VA		02/23/2024		26,255											38
1337841	Philadelphia	PA		02/27/2024		17,242											36
1297591	Atlanta	GA		01/30/2024		120,841											236
1056149	Boise	ID		08/26/2022		7,638											27
1355877	Mears	MI		03/08/2024		47,066											90
1250184	Hallandale Beach	FL		12/28/2023		24,113											46
1074576	Malibu Area	CA		03/29/2023		99,357											545
1501598	Kansas City	KS		05/28/2024		23,323											46
1491236	Salem	OR		05/10/2024		41,248											96
1096629	San Antonio	TX		09/27/2023		23,504											53
1297337	East Hazel Crest	IL		01/30/2024		49,958											107
1501545	Charlotte	NC		05/28/2024		39,016											95
1080426	Princeton	NJ		05/15/2023		62,135											298
1437269	Napanoch	NY		04/10/2024		14,180											30
1491403	Anaheim	CA		05/10/2024		85,234											206
1416246	Ottawa	KS		03/27/2024		24,855											537
1416229	Carl Junction	MO		03/27/2024		5,230											119
1074647	Telford	PA		04/28/2023		108,970											261
1243575	Portland	OR		12/21/2023		136,303											281
1501422	Watertown	NY		05/28/2024		27,205											34
1415475	Bentonville	AR		03/27/2024		15,998											428
1088815	Lake Worth	FL		06/28/2023		270,292											612
1209814	Pasadena	CA		11/29/2023		118,188											239
1418914	Anaheim	CA		03/28/2024		29,962											71
1569378	Trenton	NJ		06/26/2024		42,303											57
1569381	Demopolis	AL		06/26/2024		25,137											26
1093321	Knoxville	TN		08/09/2023		97,070											235
1383599	Arlington	TX		03/21/2024		23,268											50
1414348	Tulsa	OK		03/27/2024		7,621											336
1297501	North Port	FL		01/30/2024		90,178											175
1414767	Sapulpa	OK		03/27/2024		9,790											498
1307567	Tracy	CA		02/08/2024		318,597											363
1498660	Newberry	FL		05/16/2024		23,081											53
1085928	Roachdale	IN		05/25/2023		46,783											114
1292763	Baltimore	MD		01/26/2024		77,427											100
1113064	Waterbury	CT		10/13/2023		7,254											17
1224061	Chapel Hill	NC		12/07/2023		532,821											1,767
1331691	Las Vegas	NV		02/26/2024		139,916											267

E02.244

STATEMENT AS OF SEPTEMBER 30, 2024 OF THE First Allmerica Financial Life Insurance Company

**SCHEDULE B - PART 3**

Showing All Mortgage Loans DISPOSED, Transferred or Repaid During the Current Quarter

1 Loan Number	2 Location		4 Loan Type	5 Date Acquired	6 Disposal Date	7 Book Value/ Recorded Investment Excluding Accrued Interest Prior Year	8 Change in Book Value/Recorded Investment					14 Book Value/ Recorded Investment Excluding Accrued Interest on Disposal	15 Consid- eration	16 Foreign Exchange Gain (Loss) on Disposal	17 Realized Gain (Loss) on Disposal	18 Total Gain (Loss) on Disposal	
	2 City	3 State					8 Unrealized Valuation Increase/ (Decrease)	9 Current Year's (Amortization) /Accretion	10 Current Year's Other- Than- Temporary Impairment Recognized	11 Capitalized Deferred Interest and Other	12 Total Change in Book Value (8+9-10+11)						13 Total Foreign Exchange Change in Book Value
1090839	Hemet	CA		07/12/2023		48,375											112
1056209	Wausau	WI		08/26/2022		4,133											12
1088805	Rockport	TX		06/28/2023		111,906											293
1250631	Hacienda Heights	CA		12/28/2023		255,994											477
1224024	Carlsbad	CA		12/07/2023		610,004											1,705
1116888	San Diego	CA		10/13/2023		12,863											33
1307521	San Antonio	TX		02/08/2024		81,267											53
1498640	Tolleson	AZ		05/16/2024		30,205											63
1400702	Hilliard	OH		03/26/2024		54,988											111
1400715	Gillette	WY		03/26/2024		46,214											85
1086657	Renton	WA		06/08/2023		62,520											99
1567970	Avon	CO		06/26/2024		495,837											871
1090813	Los Angeles	CA		07/12/2023		108,018											253
1565566	Monterey Park	CA		06/25/2024		153,489											225
1096650	Orange	CA		09/27/2023		275,308											701
1088884	La Mesa	CA		06/28/2023		41,640											40
1094784	Grantsville	MD		09/07/2023		9,063											19
1333488	San Diego	CA		02/26/2024		23,619											48
1390806	Nesconset	NY		03/26/2024		73,763											80
1355945	Columbus	OH		03/08/2024		31,236											64
1297595	Orlando	FL		01/30/2024		362,196											562
1329184	Bronx	NY		02/23/2024		113,101											202
1390729	Jackson	TN		03/26/2024		13,875											21
1091585	Morrison	CO		07/25/2023		105,461											232
1055950	Charlotte	NC		08/26/2022		3,804											14
1230660	Woodruff	SC		12/13/2023		141,052											310
1437420	Estacada	OR		04/10/2024		41,724											83
1290920	Saint Louis	MO		01/25/2024		68,042											152
1415225	Bentonville	AR		03/27/2024		8,302											208
1094859	Statesville	NC		09/07/2023		9,072											24
1337825	Allentown	PA		02/27/2024		13,289											26
1297612	New Caney	TX		01/30/2024		101,249											220
1413842	Fayetteville	AR		03/27/2024		9,804											511
1383747	Davenport	FL		03/21/2024		11,782											613
1224011	Lake Oswego	OR		12/07/2023		443,958											1,257
1355907	Augusta	GA		03/08/2024		36,635											65
1337937	Carencro	LA		02/27/2024		13,560											31
1501392	Greenville	SC		05/28/2024		34,647											65
1205266	Santa Ana	CA		11/28/2023		458,895											742
1356084	Portland	OR		03/08/2024		32,228											433
1390784	Mission Viejo	CA		03/26/2024		89,694											177
1074583	Greenwich	CT		03/29/2023		51,235											208
1297314	Kansas City	MO		01/30/2024		42,648											73
1569242	Brigantine	NJ		06/26/2024		239,862											375
1088812	Lakewood	CO		06/28/2023		221,635											33,397
1090869	Marion	IN		07/17/2023		94,632											253
1094045	Conroe	TX		08/21/2023		95,476											180
1116894	Santa Ana	CA		10/13/2023		24,655											273
1116906	Miami	FL		10/13/2023		20,056											43
1126321	Nashville	TN		10/20/2023		59,573											110
1415623	Springdale	AR		03/27/2024		20,181											459

E02.245

STATEMENT AS OF SEPTEMBER 30, 2024 OF THE First Allmerica Financial Life Insurance Company

**SCHEDULE B - PART 3**

Showing All Mortgage Loans DISPOSED, Transferred or Repaid During the Current Quarter

1 Loan Number	2 Location		4 Loan Type	5 Date Acquired	6 Disposal Date	7 Book Value/ Recorded Investment Excluding Accrued Interest Prior Year	8 Change in Book Value/Recorded Investment					14 Book Value/ Recorded Investment Excluding Accrued Interest on Disposal	15 Consid- eration	16 Foreign Exchange Gain (Loss) on Disposal	17 Realized Gain (Loss) on Disposal	18 Total Gain (Loss) on Disposal	
	2 City	3 State					8 Unrealized Valuation Increase/ (Decrease)	9 Current Year's (Amortization) /Accretion	10 Current Year's Other- Than- Temporary Impairment Recognized	11 Capitalized Deferred Interest and Other	12 Total Change in Book Value (8+9-10+11)						13 Total Foreign Exchange Change in Book Value
1437431	La Quinta	CA		04/10/2024		92,204											172
1066480	Denham Springs	LA		11/22/2022		40,885											99
1549313	Milwkie	OR		06/13/2024		37,339											87
1094827	Hollywood	FL		09/07/2023		9,556											26
1355869	Spring	TX		03/08/2024		25,253											57
1414602	Broken Arrow	OK		03/27/2024		5,839											487
1056077	Hazel Crest	IL		08/26/2022		7,319											27
1437331	Arcadia	CA		04/10/2024		120,418											4,356
1414005	Washburn	MO		03/27/2024		3,373											165
1383813	Vero Beach	FL		03/21/2024		22,130											49
1383844	Chicago	IL		03/21/2024		20,724											54
1400678	Hayward	CA		03/26/2024		78,226											138
1491426	Ocoee	FL		05/10/2024		55,329											170
1094932	Corpus Christi	TX		09/07/2023		45,029											86
1491324	Floral Park	NY		05/10/2024		168,060											382
1416559	Lees Summit	MO		03/27/2024		21,482											457
1416744	Fort Smith	AR		03/27/2024		7,392											487
1067211	Ocala	FL		12/22/2022		62,613											107
1415116	Fayetteville	AR		03/27/2024		36,350											946
1356083	Clayton	NC		03/08/2024		60,061											112
1338146	Philadelphia	PA		02/27/2024		32,047											63
1491390	Homestead	FL		05/10/2024		97,827											254
1339819	Euless	TX		02/28/2024		61,399											138
1491040	San Antonio	TX		05/10/2024		48,780											646
1233017	Bakersfield	CA		12/13/2023		136,561											344
1068692	Sevierville	TN		04/18/2023		39,613											143
1356049	South El Monte	CA		03/08/2024		34,216											73
1498665	Miami Gardens	FL		05/16/2024		22,665											37
1417254	Manchester	MO		03/27/2024		23,618											788
1348873	Fort Myers	FL		03/06/2024		42,732											61
1416827	Edmond	OK		03/27/2024		19,622											397
1416918	Shawnee	OK		03/27/2024		24,711											553
1135348	Oxnard	CA		10/27/2023		14,497											34
1234859	Miramar Beach	FL		12/14/2023		555,308											2,508
1501719	Knoxville	TN		05/28/2024		35,182											187
1297272	Miami	FL		01/30/2024		179,067											376
1290977	Port Charlotte	FL		01/25/2024		48,889											95
1413942	Hollister	MO		03/27/2024		3,170											544
1074631	Cape Coral	FL		04/28/2023		38,214											92
1085918	Clarksville	TN		05/25/2023		19,513											51
1085930	Las Vegas	NV		05/25/2023		23,682											51
1348819	Winter Garden	FL		03/06/2024		62,821											4,718
1415121	Conway	AR		03/27/2024		10,169											289
1415061	Benton	AR		03/27/2024		4,313											279
1549270	Desert Hot Springs	CA		06/13/2024		61,159											120
1331667	San Luis Obispo	CA		02/26/2024		41,815											91
1331686	Garland	TX		02/26/2024		28,830											64
1090872	Glen Cove	NY		07/17/2023		428,725											1,079
1056228	Charlotte	NC		08/26/2022		8,856											29
1297334	N Topsail Beach	NC		01/30/2024		249,338											510
1088799	San Jose	CA		06/28/2023		185,116											434

E02.246

STATEMENT AS OF SEPTEMBER 30, 2024 OF THE First Allmerica Financial Life Insurance Company

**SCHEDULE B - PART 3**

Showing All Mortgage Loans DISPOSED, Transferred or Repaid During the Current Quarter

1 Loan Number	2 Location		4 Loan Type	5 Date Acquired	6 Disposal Date	7 Book Value/ Recorded Investment Excluding Accrued Interest Prior Year	8 Change in Book Value/Recorded Investment					14 Book Value/ Recorded Investment Excluding Accrued Interest on Disposal	15 Consid- eration	16 Foreign Exchange Gain (Loss) on Disposal	17 Realized Gain (Loss) on Disposal	18 Total Gain (Loss) on Disposal	
	2 City	3 State					8 Unrealized Valuation Increase/ (Decrease)	9 Current Year's (Amortization) /Accretion	10 Current Year's Other- Than- Temporary Impairment Recognized	11 Capitalized Deferred Interest and Other	12 Total Change in Book Value (8+9-10+11)						13 Total Foreign Exchange Change in Book Value
1088835	Bakersfield	CA		06/28/2023		67,151											115
1076602	Fort Lauderdale	FL		04/21/2023		288,614											661
1116889	Woodland Hills	CA		10/13/2023		25,332											67
1418990	Lake Worth	FL		03/28/2024		25,261											58
1569228	Louisville	KY		06/26/2024		48,713											79
1243412	Galveston	TX		12/21/2023		124,942											227
1337805	St. Louis	MO		02/27/2024		12,688											28
1091574	Lomita	CA		07/25/2023		67,168											121
1055910	Greer	SC		08/26/2022		5,349											21
1055936	Lincoln	NE		08/26/2022		3,513											17
1233051	Olathe	CO		12/13/2023		115,181											312
1290866	Laguna Niguel	CA		01/25/2024		199,140											279
1292794	Suffern	NY		01/26/2024		105,080											229
1250262	Clovis	CA		12/28/2023		58,809											137
1093323	Nashville	TN		08/09/2023		76,726											181
1093324	Hagerstown	MD		08/09/2023		29,551											65
1491195	Goldsboro	NC		05/10/2024		18,117											30
1333523	Louisa	VA		02/26/2024		27,693											45
1349090	Shiloh	IL		03/06/2024		53,088											3,513
1501652	Cincinnati	OH		05/28/2024		29,064											64
1233191	Bayonne	NJ		12/13/2023		175,810											1,107
1349137	Dearborn	MI		03/06/2024		180,347											304
1250352	Dunn	NC		12/28/2023		84,075											157
1412939	Springfield	MO		03/27/2024		5,343											252
1297312	Kansas City	MO		01/30/2024		46,225											52
1209838	Cedarville	OH		11/29/2023		70,558											135
1077421	Downey	CA		05/03/2023		223,922											564
1498471	Cheswick	PA		05/16/2024		19,834											122
1415633	Overland Park	KS		03/27/2024		66,291											1,535
1250293	Miami	FL		12/28/2023		200,088											365
1094899	Broomall	PA		09/07/2023		31,135											289
1094900	Clarence Center	NY		09/07/2023		42,107											107
1348869	Hewitt	NJ		03/06/2024		135,893											179
1569572	Greenville	SC		06/26/2024		41,080											74
1086781	Havertown	PA		06/08/2023		37,482											91
1414978	Rogers	AR		03/27/2024		16,662											354
1414994	Broken Arrow	OK		03/27/2024		27,538											775
1210010	Naples	FL		11/29/2023		109,651											294
1093991	Hollywood	FL		08/17/2023		61,545											123
1094778	Mount Vernon	NY		09/07/2023		52,338											572
1338097	Trenton	OH		02/27/2024		24,545											49
1338143	Miami Gardens	FL		02/27/2024		26,231											51
1355953	Port Orange	FL		03/08/2024		84,814											167
1348962	Long Beach	CA		03/06/2024		176,604											430
1321913	Seminole	FL		02/16/2024		20,967											42
1390669	Jacksonville	FL		03/26/2024		12,291											22
1297623	Mercer Island	WA		01/30/2024		512,412											1,046
1413875	Carthage	MO		03/27/2024		5,024											820
1383777	Clearwater	FL		03/21/2024		17,858											34
1501391	Summerville	SC		05/28/2024		34,674											69
1094972	Bluffton	SC		09/08/2023		68,563											167

E02.247



STATEMENT AS OF SEPTEMBER 30, 2024 OF THE First Allmerica Financial Life Insurance Company

**SCHEDULE B - PART 3**

Showing All Mortgage Loans DISPOSED, Transferred or Repaid During the Current Quarter

1 Loan Number	2 Location		4 Loan Type	5 Date Acquired	6 Disposal Date	7 Book Value/ Recorded Investment Excluding Accrued Interest Prior Year	8 Change in Book Value/Recorded Investment					14 Book Value/ Recorded Investment Excluding Accrued Interest on Disposal	15 Consid- eration	16 Foreign Exchange Gain (Loss) on Disposal	17 Realized Gain (Loss) on Disposal	18 Total Gain (Loss) on Disposal
	2 City	3 State					8 Unrealized Valuation Increase/ (Decrease)	9 Current Year's (Amortization) /Accretion	10 Current Year's Other- Than- Temporary Impairment Recognized	11 Capitalized Deferred Interest and Other	12 Total Change in Book Value (8+9-10+11)					
1437461	Cuyahoga Falls	OH		04/10/2024		25,838							241			
1297601	Klamath Falls	OR		01/30/2024		136,966							221			
1297609	Tallahassee	FL		01/30/2024		103,111							218			
1056235	Wasilla	AK		08/26/2022		17,360							60			
1074600	Juno Beach	FL		03/29/2023		83,458							220			
1569338	Massillon	OH		06/26/2024		13,846							13			
1116920	Little River	SC		10/13/2023		11,179							21			
1126337	Miami	FL		10/20/2023		49,912							92			
1416820	Kirbyville	MO		03/27/2024		11,889							536			
1390792	Plantation	FL		03/26/2024		32,742							70			
1390767	El Monte	CA		03/26/2024		86,607							590			
1414657	Norman	OK		03/27/2024		10,634							382			
1383493	Cocoa	FL		03/21/2024		69,585							119			
1383752	Wilmington	NC		03/21/2024		22,339							41			
1056060	Schaumburg	IL		08/26/2022		8,539							38			
1348856	Stockton	CA		03/06/2024		95,152							223			
1348876	Saint Augustine	FL		03/06/2024		103,551							845			
1232949	Miami	FL		12/13/2023		320,556							796			
1555769	Dallas	TX		06/18/2024		264,538							541			
1232906	Tucson	AZ		12/13/2023		763,820							4,785			
1250210	Barnhart	MO		12/28/2023		27,292							387			
1250240	Pocomoke City	MD		12/28/2023		52,413							91			
1126364	Coral Springs	FL		10/20/2023		27,804							67			
1418933	Santa Rosa	CA		03/28/2024		43,533							100			
1333511	Richlands	NC		02/26/2024		20,672							58			
1498581	Kansas City	MO		05/16/2024		17,996							21			
1126379	Escondido	CA		10/20/2023		93,255							126			
1233136	Tom Bean	TX		12/13/2023		133,331							286			
1437223	Pigeon Forge	TN		04/10/2024		92,230							207			
1094204	Kansas City	KS		08/28/2023		42,418							109			
1333440	San Antonio	TX		02/26/2024		29,891							69			
1498651	Harper Woods	MI		05/16/2024		8,410							12			
1094842	Jackson	NJ		09/07/2023		31,505							77			
1390753	La Jolla	CA		03/26/2024		64,981							151			
1199559	Burbank	CA		11/21/2023		373,252							749			
1501591	Worcester	MA		05/28/2024		85,713							156			
1088695	Lehi	UT		06/28/2023		474,367							1,196			
1292819	Ridgefield Park	NJ		01/26/2024		220,300							338			
1126362	Whitestown	IN		10/20/2023		19,421							29			
1383784	Miami	FL		03/21/2024		14,990							29			
1080436	San Diego	CA		05/15/2023		71,120							205			
1329287	Orange	CA		02/23/2024		78,662							158			
1094841	Miami	FL		09/07/2023		13,778							33			
1569373	Kissimmee	FL		06/26/2024		39,991							56			
1414919	Little Rock	AR		03/27/2024		18,464							922			
1348972	Colmar	PA		03/06/2024		89,907							180			
1056022	Rockledge	FL		08/26/2022		6,338							17			
1339802	Royal Palm Beach	FL		02/28/2024		102,354							256			
1056074	North Augusta	SC		08/26/2022		5,833							17			
1413994	Belton	MO		03/27/2024		1,279							885			
1233119	Saugerties	NY		12/13/2023		159,698							369			

E02.248

STATEMENT AS OF SEPTEMBER 30, 2024 OF THE First Allmerica Financial Life Insurance Company

**SCHEDULE B - PART 3**

Showing All Mortgage Loans DISPOSED, Transferred or Repaid During the Current Quarter

1 Loan Number	2 Location		4 Loan Type	5 Date Acquired	6 Disposal Date	7 Book Value/ Recorded Investment Excluding Accrued Interest Prior Year	8 Change in Book Value/Recorded Investment					14 Book Value/ Recorded Investment Excluding Accrued Interest on Disposal	15 Consid- eration	16 Foreign Exchange Gain (Loss) on Disposal	17 Realized Gain (Loss) on Disposal	18 Total Gain (Loss) on Disposal
	2 City	3 State					8 Unrealized Valuation Increase/ (Decrease)	9 Current Year's (Amortization) /Accretion	10 Current Year's Other- Than- Temporary Impairment Recognized	11 Capitalized Deferred Interest and Other	12 Total Change in Book Value (8+9-10+11)					
1498599	South Richmond Hill	NY		05/16/2024		96,223								196		
1569350	Tampa	FL		06/26/2024		28,730								28		
1569426	Lake Elsinore	CA		06/26/2024		59,471								129		
1093367	Evergreen	CO		08/09/2023		351,584								850		
1400681	Lawndale	CA		03/26/2024		93,209								216		
1094946	Nashville	TN		09/07/2023		87,554								234		
1417459	Poteau	OK		03/27/2024		8,743								88		
1491300	Modesto	CA		05/10/2024		85,515								195		
1491307	Los Angeles	CA		05/10/2024		95,024								240		
1416691	Fayetteville	AR		03/27/2024		18,511								441		
1416666	Oklahoma City	OK		03/27/2024		14,039								299		
1290323	Olathe	KS		01/25/2024		33,236							1,327			
1491229	Brooklyn	NY		05/10/2024		137,925							290			
1414502	Nowata	OK		03/27/2024		3,390								423		
1233129	Thousand Oaks	CA		12/13/2023		531,308							1,112			
1337722	Jersey City	NJ		02/27/2024		139,556								245		
1337743	Fontana	CA		02/27/2024		27,659								58		
1338067	Ferndale	MI		02/27/2024		18,914								29		
1383594	Killeen	TX		03/21/2024		17,816								34		
1094911	Canyon Country	CA		09/07/2023		40,304								88		
1338148	Greensboro	GA		02/27/2024		16,795								141		
1068599	Houston	TX		01/26/2023		20,206								29		
1414562	Bentonville	AR		03/27/2024		21,965								806		
1329233	North Charleston	SC		02/23/2024		17,134								24		
1416195	Brookline	MO		03/27/2024		6,409								468		
1329256	Pasadena	TX		02/23/2024		11,550								50		
1250373	Riverside	CA		12/28/2023		163,811								343		
1297276	Nashville	TN		01/30/2024		148,580								197		
1290958	Delray Beach	FL		01/25/2024		188,405								399		
1290985	Elizabeth	NJ		01/25/2024		48,221								86		
1085914	Midway City	CA		05/25/2023		53,724								792		
1383720	Sevierville	TN		03/21/2024		98,266								109		
1067193	Swannanoa	NC		12/22/2022		97,104								222		
1250361	Cornelius	NC		12/28/2023		176,816								408		
1569239	Jersey City	NJ		06/26/2024		254,650								842		
1224058	Sag Harbor	NY		12/07/2023		627,875							1,721			
1501364	Marlborough	MA		05/28/2024		77,808								105		
1243421	Front Royal	VA		12/21/2023		116,780								205		
1085893	Cleveland	TN		05/25/2023		10,385								30		
1091570	Yorba Linda	CA		07/25/2023		146,696								395		
1290930	Tulsa	OK		01/25/2024		34,464								73		
1329316	Franklin	TN		02/23/2024		121,291								172		
1087341	Miami	FL		06/21/2023		274,848								676		
1088903	Houston	TX		06/28/2023		22,077								58		
1491148	Linden	NJ		05/10/2024		83,937								122		
1383814	Louisville	KY		03/21/2024		14,306								26		
1199569	El Cajon	CA		11/21/2023		137,676								286		
1205256	Mesa	AZ		11/28/2023		92,977								152		
1074585	Holly Springs	NC		03/29/2023		59,867								90		
1074591	Timnath	CO		03/29/2023		34,984								78		
1116902	Weirsdale	FL		10/13/2023		6,098								289		

STATEMENT AS OF SEPTEMBER 30, 2024 OF THE First Allmerica Financial Life Insurance Company

**SCHEDULE B - PART 3**

Showing All Mortgage Loans DISPOSED, Transferred or Repaid During the Current Quarter

1 Loan Number	2 Location		4 Loan Type	5 Date Acquired	6 Disposal Date	7 Book Value/ Recorded Investment Excluding Accrued Interest Prior Year	8 Change in Book Value/Recorded Investment					14 Book Value/ Recorded Investment Excluding Accrued Interest on Disposal	15 Consid- eration	16 Foreign Exchange Gain (Loss) on Disposal	17 Realized Gain (Loss) on Disposal	18 Total Gain (Loss) on Disposal
	2 City	3 State					8 Unrealized Valuation Increase/ (Decrease)	9 Current Year's (Amortization) /Accretion	10 Current Year's Other- Than- Temporary Impairment Recognized	11 Capitalized Deferred Interest and Other	12 Total Change in Book Value (8+9-10+11)					
1199558	Sarasota	FL		11/21/2023		89,470							215			
1491375	Desert Hot Springs	CA		05/10/2024		135,665							269			
1415521	Broken Arrow	OK		03/27/2024		15,625							353			
1297665	Branford	CT		01/30/2024		93,722							245			
1094025	Fort Lauderdale	FL		08/17/2023		153,791							386			
1118917	Mulberry	FL		10/17/2023		57,330							129			
1383609	Hialeah	FL		03/21/2024		18,521							39			
1349093	Plant City	FL		03/06/2024		111,076							197			
1400798	Petersburg	VA		03/26/2024		14,880							25			
1355957	Montebello	CA		03/08/2024		28,647							52			
1360366	Boston	MA		03/11/2024		88,287							187			
1348945	Beltsville	MD		03/06/2024		129,216							247			
1292872	Jacksonville	FL		01/26/2024		157,412							273			
1116843	Sullivan's Island	SC		10/13/2023		92,192							158			
1329245	Jackson	NJ		02/23/2024		12,582							31			
1329328	Philadelphia	PA		02/23/2024		18,877							43			
1290939	Medford	NY		01/25/2024		91,205							203			
1090873	Wrightstown	NJ		07/17/2023		87,896							2,066			
1056205	Manor	PA		08/26/2022		3,594							11			
1297325	Newark	NJ		01/30/2024		191,828							339			
1086757	Spring	TX		06/08/2023		75,129							98			
1400795	Midland	TX		03/26/2024		21,229							81			
1307535	Brewster	NY		02/08/2024		272,897							460			
1348974	Rensselaer	NY		03/06/2024		43,260							86			
1348989	Dade City	FL		03/06/2024		185,841							383			
1093360	Irvine	CA		08/09/2023		146,756							344			
1094921	Morrisville	NC		09/07/2023		23,170							2,311			
1417472	Siloam Springs	AR		03/27/2024		21,779							449			
1205280	Culver City	CA		11/28/2023		140,836							437			
1356085	Gotha	FL		03/08/2024		114,674							255			
1416805	Lawton	OK		03/27/2024		21,626							748			
1355800	Redondo Beach	CA		03/08/2024		186,240							290			
1437193	San Pedro	CA		04/10/2024		73,172							172			
1414375	Pryor	OK		03/27/2024		55,863							1,787			
1414391	Pocola	OK		03/27/2024		3,783							156			
1094906	Quartz Hill	CA		09/07/2023		27,249							74			
1355908	New Smyrna Beach	FL		03/08/2024		27,861							73			
1338121	Muskegon	MI		02/27/2024		12,006							13			
1297534	Fort Pierce	FL		01/30/2024		44,348							57			
1297559	Milledgeville	GA		01/30/2024		58,442							108			
1416913	Jenks	OK		03/27/2024		33,515							722			
1329294	Dawsonville	GA		02/23/2024		41,499							91			
1094819	Tampa	FL		09/07/2023		19,200							44			
1094846	Denver	CO		09/07/2023		22,356							128			
1569387	Lehigh Acres	FL		06/26/2024		32,495							53			
1491311	Westminster	CA		05/10/2024		102,110							245			
1307547	Troy	MI		02/08/2024		36,672							50			
1056009	Glendale	AZ		08/26/2022		10,123							33			
1116884	Bala Cynwyd	PA		10/13/2023		13,539							43			
1437323	Victorville	CA		04/10/2024		37,341							87			
1416145	Springdale	AR		03/27/2024		15,776							359			

E02.250

STATEMENT AS OF SEPTEMBER 30, 2024 OF THE First Allmerica Financial Life Insurance Company

**SCHEDULE B - PART 3**

Showing All Mortgage Loans DISPOSED, Transferred or Repaid During the Current Quarter

1 Loan Number	2 Location		4 Loan Type	5 Date Acquired	6 Disposal Date	7 Book Value/ Recorded Investment Excluding Accrued Interest Prior Year	8 Change in Book Value/Recorded Investment					14 Book Value/ Recorded Investment Excluding Accrued Interest on Disposal	15 Consid- eration	16 Foreign Exchange Gain (Loss) on Disposal	17 Realized Gain (Loss) on Disposal	18 Total Gain (Loss) on Disposal
	2 City	3 State					8 Unrealized Valuation Increase/ (Decrease)	9 Current Year's (Amortization) /Accretion	10 Current Year's Other- Than- Temporary Impairment Recognized	11 Capitalized Deferred Interest and Other	12 Total Change in Book Value (8+9-10+11)					
1356031	Bradenton	FL		03/08/2024		16,957										32
1333496	Princeton	TX		02/26/2024		29,498										56
1415141	Siloam Springs	AR		03/27/2024		11,555										365
1416850	Mount Ida	AR		03/27/2024		9,022										204
1416993	Branson	MO		03/27/2024		12,840										262
1272083	Lake Almanor	CA		01/09/2024		478,288										926
1095314	Jacksonville	FL		09/18/2023		160,549										1,328
1106261	Norfolk	VA		10/06/2023		59,899										92
1224009	Las Vegas	NV		12/07/2023		446,142										1,252
1090094	Miami	FL		06/30/2023		460,595										1,122
1307495	Chicago	IL		02/08/2024		97,096										166
1307499	Douglasville	GA		02/08/2024		86,430										170
1292803	Buffalo	NY		01/26/2024		100,048										1,402
1113134	Los Angeles	CA		10/13/2023		9,093										22
1113131	Tampa	FL		10/13/2023		5,061										9
1297621	Carson	CA		01/30/2024		271,698										719
1074607	Duluth	GA		03/29/2023		14,789										53
1569308	Detroit	MI		06/26/2024		11,752										26
1094031	Locust Valley	NY		08/17/2023		287,656										832
1094018	Colts Neck	NJ		08/17/2023		549,367										158,257
1337731	Panama City Beach	FL		02/27/2024		22,857										39
1414307	Fayetteville	AR		03/27/2024		5,157										371
1094957	Long Beach	CA		09/07/2023		132,237										313
1292802	Rancho Palos Verdes	CA		01/26/2024		421,191										1,131
1331704	Lakeville	MN		02/26/2024		24,841										48
1348849	Young Harris	GA		03/06/2024		98,080										486
1091395	Glen Cove	NY		07/24/2023		429,555										1,088
1491200	Boca Raton	FL		05/10/2024		32,289										65
1337926	Richmond	VA		02/27/2024		12,150										32
1243531	Miami	FL		12/21/2023		186,779										277
1243583	Stevenson	WA		12/21/2023		263,865										501
1501383	Lynn	MA		05/28/2024		130,096										169
1297521	Fort Walton Beach	FL		01/30/2024		129,086										251
1077355	Brooklyn	NY		05/03/2023		741,844										1,843
1126324	Nashville	TN		10/20/2023		30,310										62
1339886	Northridge	CA		02/28/2024		416,779										950
1383610	Houston	TX		03/21/2024		107,975										273
1417564	Nixa	MO		03/27/2024		37,621										926
1417637	Seminole	OK		03/27/2024		13,588										300
1418696	Corona	CA		03/28/2024		148,349										362
1250153	Whitney	TX		12/28/2023		49,821										92
1292875	Alltadena	CA		01/26/2024		378,578										627
1337808	Las Vegas	NV		02/27/2024		31,466										70
1085909	Cockeysville	MD		05/25/2023		29,581										270
1076661	Palm Bay	FL		04/21/2023		85,733										303
1415243	Arkoma	OK		03/27/2024		2,338										144
1415215	Bella Vista	AR		03/27/2024		11,116										538
1086622	Montebello	CA		06/08/2023		84,031										209
1337779	Arroyo Grande	CA		02/27/2024		118,496										341
1086780	Laguna Beach	CA		06/08/2023		111,598										419
1415616	Oklahoma City	OK		03/27/2024		45,175										1,043

E02.251

STATEMENT AS OF SEPTEMBER 30, 2024 OF THE First Allmerica Financial Life Insurance Company

**SCHEDULE B - PART 3**

Showing All Mortgage Loans DISPOSED, Transferred or Repaid During the Current Quarter

1 Loan Number	2 Location		4 Loan Type	5 Date Acquired	6 Disposal Date	7 Book Value/ Recorded Investment Excluding Accrued Interest Prior Year	8 Change in Book Value/Recorded Investment					14 Book Value/ Recorded Investment Excluding Accrued Interest on Disposal	15 Consid- eration	16 Foreign Exchange Gain (Loss) on Disposal	17 Realized Gain (Loss) on Disposal	18 Total Gain (Loss) on Disposal	
	2 City	3 State					8 Unrealized Valuation Increase/ (Decrease)	9 Current Year's (Amortization) /Accretion	10 Current Year's Other- Than- Temporary Impairment Recognized	11 Capitalized Deferred Interest and Other	12 Total Change in Book Value (8+9-10+11)						13 Total Foreign Exchange Change in Book Value
1555783	Phoenix	AZ		06/18/2024		93,219											178
1233036	Tavernier	FL		12/13/2023		713,253											1,278
1233046	Santa Ana	CA		12/13/2023		276,673											710
1437430	Jamul	CA		04/10/2024		108,721											255
1416907	Springfield	MO		03/27/2024		13,593											332
1400689	Poland	OH		03/26/2024		40,817											66
1307540	Keaau	HI		02/08/2024		99,683											212
1491217	Philadelphia	PA		05/10/2024		58,459											152
1116856	San Antonio	TX		10/13/2023		31,709											74
1339817	Black Mountain	NC		02/28/2024		123,969											276
1437327	St. Petersburg	FL		04/10/2024		41,681											94
1337736	Bourne	MA		02/27/2024		41,515											82
1498635	Conyers	GA		05/16/2024		18,468											33
1569444	McCormick	SC		06/26/2024		15,414											181
1400671	Punta Gorda	FL		03/26/2024		28,181											58
1400673	Naples	ID		03/26/2024		40,191											96
1491441	Surfside	FL		05/10/2024		58,216											103
1337964	Fort Worth	TX		02/27/2024		16,758											36
1243543	Waller	TX		12/21/2023		266,797											636
1415049	Fayetteville	AR		03/27/2024		23,948											653
1233094	Linden	NJ		12/13/2023		254,557											528
1437225	Texas City	TX		04/10/2024		14,877											33
1337764	Richmond	CA		02/27/2024		60,512											142
1416415	North Little Rock	AR		03/27/2024		17,284											380
1390802	Valley Stream	NY		03/26/2024		59,989											120
1437435	Palm Desert	CA		04/10/2024		34,330											59
1569375	Avondale	LA		06/26/2024		13,849											23
1413691	Lavaca	AR		03/27/2024		6,437											883
1413783	Tulsa	OK		03/27/2024		2,764											219
1056135	Baltimore	MD		08/26/2022		3,395											12
1569155	York	PA		06/26/2024		26,673											28
1413084	Casa	AR		03/27/2024		8,369											734
1068718	Kirkland	WA		04/18/2023		38,448											142
1250619	Saint Petersburg	FL		12/28/2023		43,777											54
1090770	Phoenix	AZ		07/12/2023		65,186											153
1417158	Jenks	OK		03/27/2024		35,752											837
1088929	Atlanta	GA		06/28/2023		26,812											341
1093422	Lakeland	FL		08/09/2023		66,465											146
1307584	Lake Arrowhead	CA		02/08/2024		226,362											1,814
1413606	Tulsa	OK		03/27/2024		11,438											921
1077362	Wesley Chapel	FL		05/03/2023		253,683											567
1491439	Brooklyn	NY		05/10/2024		63,644											160
1491046	Milwaukee	WI		05/10/2024		14,426											22
1355874	Eagle	ID		03/08/2024		152,313											277
1355883	Waco	TX		03/08/2024		25,975											59
1383559	Fort Lauderdale	FL		03/21/2024		35,020											60
1290402	Hollywood	FL		01/25/2024		160,514											253
1290845	Saint Paul	MN		01/25/2024		59,080											114
1390780	Augusta	GA		03/26/2024		17,916											22
1056199	Merrillville	IN		08/26/2022		4,839											17
1569276	Frisco	TX		06/26/2024		134,903											356

E02.252

STATEMENT AS OF SEPTEMBER 30, 2024 OF THE First Allmerica Financial Life Insurance Company

**SCHEDULE B - PART 3**

Showing All Mortgage Loans DISPOSED, Transferred or Repaid During the Current Quarter

1 Loan Number	2 Location		4 Loan Type	5 Date Acquired	6 Disposal Date	7 Book Value/ Recorded Investment Excluding Accrued Interest Prior Year	8 Change in Book Value/Recorded Investment					14 Book Value/ Recorded Investment Excluding Accrued Interest on Disposal	15 Consid- eration	16 Foreign Exchange Gain (Loss) on Disposal	17 Realized Gain (Loss) on Disposal	18 Total Gain (Loss) on Disposal
	2 City	3 State					8 Unrealized Valuation Increase/ (Decrease)	9 Current Year's (Amortization) /Accretion	10 Current Year's Other- Than- Temporary Impairment Recognized	11 Capitalized Deferred Interest and Other	12 Total Change in Book Value (8+9-10+11)					
1339855	Flagstaff	AZ		02/28/2024		192,431								442		
1076192	Marlboro	NJ		04/27/2023		59,026								153		
1076624	Troy	NY		04/21/2023		37,565								81		
1076608	Fort Lauderdale	FL		04/21/2023		200,210								434		
1224043	McCall	ID		12/07/2023		202,635								566		
1412956	Pea Ridge	AR		03/27/2024		3,109								320		
1568009	Jupiter	FL		06/26/2024		372,171								682		
1297606	Santa Monica	CA		01/30/2024		161,723								334		
1383815	Las Cruces	NM		03/21/2024		17,322								22		
1383836	Myrtle Beach	SC		03/21/2024		23,561								33		
1491213	San Antonio	TX		05/10/2024		36,836								175		
1498594	Springfield	LA		05/16/2024		24,777								56		
1297283	St. Louis	MO		01/30/2024		44,494								78		
1055865	Traverse City	MI		08/26/2022		16,068								46		
1501521	Columbus	OH		05/28/2024		35,616								83		
1414848	Oklahoma City	OK		03/27/2024		17,478								623		
1333422	North Hills	CA		02/26/2024		61,338								80		
1417243	Broken Arrow	OK		03/27/2024		16,712								291		
1241752	Franklin	TN		12/21/2023		221,698								416		
1333455	Azusa	CA		02/26/2024		35,425								75		
1090817	York	PA		07/12/2023		20,247								38		
1250216	Brooklyn	NY		12/28/2023		96,446								187		
1349043	Castaic	CA		03/06/2024		548,576								1,205		
1088872	Jacksonville	FL		06/28/2023		52,168								39		
1416098	Park Hill	OK		03/27/2024		11,086								249		
1416105	Sapulpa	OK		03/27/2024		31,755								684		
1243424	Miami	FL		12/21/2023		391,443								628		
1418765	Brooklyn Park	MN		03/28/2024		29,520								57		
1076622	Troy	NY		04/21/2023		28,870								69		
1565350	Osteen	FL		06/25/2024		46,065								101		
1093331	Brooklyn	NY		08/09/2023		268,629								601		
1069654	Delavan	WI		02/24/2023		6,969								141		
1090710	Miami	FL		07/12/2023		72,520								193		
1569166	Phoenix	AZ		06/26/2024		170,034								213		
1567973	Jonestown	TX		06/26/2024		392,261								3,636		
1290869	Park City	UT		01/25/2024		166,373								282		
1086756	Texas City	TX		06/08/2023		32,570								131		
1498672	Miami	FL		05/16/2024		49,174								113		
1074566	Miami	FL		03/29/2023		29,789								91		
1413789	Grandview	MO		03/27/2024		3,685								456		
1349024	Canton	MI		03/06/2024		151,772								555		
1093380	Albuquerque	NM		08/09/2023		79,703								364		
1250595	Pittsburgh	PA		12/28/2023		41,084								2,296		
1209836	Arlington	TX		11/29/2023		69,541								188		
1090829	Milton	FL		07/12/2023		33,461								104		
1094047	Morrison	CO		08/21/2023		223,876								534		
1549276	Cartersville	GA		06/13/2024		53,004								115		
1549237	Roselle	NJ		06/13/2024		82,815								143		
1233221	San Antonio	TX		12/13/2023		75,772								235		
1076109	Mesa	AZ		04/27/2023		16,765								39		
1337834	Weston	FL		02/27/2024		22,771								46		

E02.253

STATEMENT AS OF SEPTEMBER 30, 2024 OF THE First Allmerica Financial Life Insurance Company

**SCHEDULE B - PART 3**

Showing All Mortgage Loans DISPOSED, Transferred or Repaid During the Current Quarter

1 Loan Number	2 Location		4 Loan Type	5 Date Acquired	6 Disposal Date	7 Book Value/ Recorded Investment Excluding Accrued Interest Prior Year	8 Change in Book Value/Recorded Investment					14 Book Value/ Recorded Investment Excluding Accrued Interest on Disposal	15 Consid- eration	16 Foreign Exchange Gain (Loss) on Disposal	17 Realized Gain (Loss) on Disposal	18 Total Gain (Loss) on Disposal	
	2 City	3 State					8 Unrealized Valuation Increase/ (Decrease)	9 Current Year's (Amortization) /Accretion	10 Current Year's Other- Than- Temporary Impairment Recognized	11 Capitalized Deferred Interest and Other	12 Total Change in Book Value (8+9-10+11)						13 Total Foreign Exchange Change in Book Value
1241749	Battle Ground	WA		12/21/2023		247,776											575
1491196	Hampton Bays	NY		05/10/2024		460,280											1,426
1056107	Henrico	VA		08/26/2022		12,216											48
1250277	Central Islip	NY		12/28/2023		109,187											218
1569543	Grand Rapids	MI		06/26/2024		42,895											58
1272049	Rough And Ready	CA		01/09/2024		131,919											258
1333515	Punta Gorda	FL		02/26/2024		51,348											122
1292841	New Orleans	LA		01/26/2024		233,546											393
1491086	Merchantville	NJ		05/10/2024		35,438											79
1417320	Springdale	AR		03/27/2024		10,407											858
1090801	New Castle	PA		07/12/2023		16,682											41
1297305	Lexington Park	MD		01/30/2024		62,746											113
1297434	Auburn	NY		01/30/2024		43,860											72
1088880	San Francisco	CA		06/28/2023		88,529											212
1094758	Los Angeles	CA		09/07/2023		16,695											44
1094769	Trinity	FL		09/07/2023		36,907											80
1491180	Brooklyn	NY		05/10/2024		91,932											234
1569597	Redding	CA		06/26/2024		51,680											56
1292861	Hialeah	FL		01/26/2024		126,030											234
1297611	Canal Winchester	OH		01/30/2024		64,000											135
1074609	Fowlerville	MI		03/29/2023		14,270											34
1074618	Garden Grove	CA		04/28/2023		225,960											318
1437166	Atlanta	GA		04/10/2024		24,961											50
1437179	Grand Rapids	MI		04/10/2024		26,266											54
1337811	Taylor	TX		02/27/2024		15,178											34
1390744	Stamford	CT		03/26/2024		95,025											174
1085890	Palm Desert	CA		05/25/2023		24,870											54
1055937	Fort Worth	TX		08/26/2022		6,804											26
1055941	Philadelphia	PA		08/26/2022		6,165											21
1569345	Harrisburg	PA		06/26/2024		11,545											11
1337770	Dallas	TX		02/27/2024		34,086											117
1414951	Fayetteville	AR		03/27/2024		5,129											157
1549298	Wimberley	TX		06/13/2024		52,908											121
1088907	Glendale	CA		06/28/2023		87,624											298
1337726	Baldwinsville	NY		02/27/2024		25,417											40
1349091	Fort Worth	TX		03/06/2024		111,128											373
1349141	Billings	MT		03/06/2024		78,763											203
1491405	San Leandro	CA		05/10/2024		47,168											111
1417560	Wagoner	OK		03/27/2024		13,808											674
1250128	Athens	GA		12/28/2023		62,413											98
1416548	Tulsa	OK		03/27/2024		11,311											346
1416807	Lawton	OK		03/27/2024		18,837											447
1491166	Goose Creek	SC		05/10/2024		24,572											50
1415170	Springdale	AR		03/27/2024		64,492											1,616
1066488	Pensacola	FL		11/22/2022		26,273											55
1094914	Riverside	CA		09/07/2023		58,378											127
1390768	Garden Grove	CA		03/26/2024		62,344											135
1390788	Ruskin	FL		03/26/2024		25,047											317
1414797	McAlester	OK		03/27/2024		15,378											514
1414096	Pea Ridge	AR		03/27/2024		4,549											495
1088672	Norfolk	VA		06/28/2023		218,324											674

E02.254

STATEMENT AS OF SEPTEMBER 30, 2024 OF THE First Allmerica Financial Life Insurance Company

**SCHEDULE B - PART 3**

Showing All Mortgage Loans DISPOSED, Transferred or Repaid During the Current Quarter

1 Loan Number	2 Location		4 Loan Type	5 Date Acquired	6 Disposal Date	7 Book Value/ Recorded Investment Excluding Accrued Interest Prior Year	8 Change in Book Value/Recorded Investment					14 Book Value/ Recorded Investment Excluding Accrued Interest on Disposal	15 Consid- eration	16 Foreign Exchange Gain (Loss) on Disposal	17 Realized Gain (Loss) on Disposal	18 Total Gain (Loss) on Disposal
	2 City	3 State					8 Unrealized Valuation Increase/ (Decrease)	9 Current Year's (Amortization) /Accretion	10 Current Year's Other- Than- Temporary Impairment Recognized	11 Capitalized Deferred Interest and Other	12 Total Change in Book Value (8+9-10+11)					
1355837	Pearl	MS		03/08/2024		15,052										33
1383571	Thornville	OH		03/21/2024		41,906										85
1414581	Springdale	AR		03/27/2024		10,567										344
1116872	Las Vegas	NV		10/13/2023		13,627										25
1338150	Myrtle Beach	SC		02/27/2024		21,825										29
1088632	Saint Petersburg	FL		06/28/2023		88,242										201
1329222	Cranston	RI		02/23/2024		39,294										66
1068609	Phoenix	AZ		01/26/2023		25,573										58
1068614	Hatteras	NC		01/26/2023		40,825										80
1416151	Fort Smith	AR		03/27/2024		9,753										256
1416199	Lawton	OK		03/27/2024		11,167										507
1437404	Topanga	CA		04/10/2024		114,593										203
1355885	Bronx	NY		03/08/2024		87,906										169
1417236	Maumelle	AR		03/27/2024		15,676										388
1091700	San Diego	CA		07/25/2023		101,655										198
1390648	Coconut Creek	FL		03/26/2024		51,436										222
1498675	Hollywood	FL		05/16/2024		26,342										50
1498681	Estes Park	CO		05/16/2024		57,789										121
1074422	Mesa	AZ		03/29/2023		38,725										95
1414557	Miami	OK		03/27/2024		5,083										127
1414560	Springdale	AR		03/27/2024		10,797										325
1413707	Springfield	AR		03/27/2024		2,178										242
1055980	Portsmouth	VA		06/26/2022		7,633										25
1329230	Antioch	TN		02/23/2024		25,219										52
1056089	Hammond	IN		08/26/2022		3,585										13
1355972	Fairfax	VA		03/08/2024		99,792										195
1390757	Irvine	CA		03/26/2024		38,107										82
1329241	Buffalo	NY		02/23/2024		15,102										27
1333533	Edgewood	TX		02/26/2024		12,781										40
1413183	Fort Smith	AR		03/27/2024		4,045										386
1091855	Athens	GA		07/25/2023		25,022										61
1437482	Swall Meadows	CA		04/10/2024		102,150										215
1348905	Mamaroneck	NY		03/06/2024		65,505										139
1074415	Davenport	FL		03/29/2023		38,497										84
1126414	Glenolden	PA		10/20/2023		32,088										2,287
1074570	Cartersville	GA		03/29/2023		11,096										26
1498504	West Haven	CT		05/16/2024		39,235										69
1337999	Wilkes Barre	PA		02/27/2024		21,880										48
1413459	Huntsville	AR		03/27/2024		1,289										605
1413497	Stilwell 74960	OK		03/27/2024		2,866										248
1250494	Huntington	NY		12/28/2023		192,086										436
1569548	Port Charlotte	FL		06/26/2024		35,428										74
1437339	Tucker	GA		04/10/2024		70,759										150
1414027	Sherwood	AR		03/27/2024		7,640										202
1414082	Bentonville	AR		03/27/2024		2,483										1,541
1290375	Trabuco Canyon	CA		01/25/2024		330,872										504
1091381	Gloucester City	NJ		07/24/2023		133,684										351
1400814	Ocala	FL		03/26/2024		30,167										50
1113188	Los Angeles	CA		10/13/2023		11,658										28
1417349	Bentonville	AR		03/27/2024		54,647										1,114
1417427	Lees Summit	MO		03/27/2024		29,914										639

E02.255



STATEMENT AS OF SEPTEMBER 30, 2024 OF THE First Allmerica Financial Life Insurance Company

**SCHEDULE B - PART 3**

Showing All Mortgage Loans DISPOSED, Transferred or Repaid During the Current Quarter

1 Loan Number	2 Location		4 Loan Type	5 Date Acquired	6 Disposal Date	7 Book Value/ Recorded Investment Excluding Accrued Interest Prior Year	8 Change in Book Value/Recorded Investment					14 Book Value/ Recorded Investment Excluding Accrued Interest on Disposal	15 Consid- eration	16 Foreign Exchange Gain (Loss) on Disposal	17 Realized Gain (Loss) on Disposal	18 Total Gain (Loss) on Disposal	
	2 City	3 State					8 Unrealized Valuation Increase/ (Decrease)	9 Current Year's (Amortization) /Accretion	10 Current Year's Other- Than- Temporary Impairment Recognized	11 Capitalized Deferred Interest and Other	12 Total Change in Book Value (8+9-10+11)						13 Total Foreign Exchange Change in Book Value
1068576	Kissimmee	FL		01/26/2023		23,190											53
1339913	Surf City	NC		02/28/2024		235,690											718
1355968	Tracy	CA		03/08/2024		71,514											123
1355970	Gig Harbor	WA		03/08/2024		147,710											340
1355977	Brattleboro	VT		03/08/2024		13,417											69
1415747	Bentonville	AR		03/27/2024		32,745											712
1250445	Lee Summit	MO		12/28/2023		148,479											206
1338005	Douglas	AZ		02/27/2024		17,940											35
1415889	Broken Arrow	OK		03/27/2024		11,240											169
1348930	Northborough	MA		03/06/2024		92,858											207
1413033	Broken Arrow	OK		03/27/2024		10,604											1,010
1413048	Little Rock	AR		03/27/2024		6,529											587
1209751	Rosenberg	TX		11/29/2023		45,818											107
1068683	Pigeon Forge	TN		04/18/2023		38,195											141
1416218	Flippin	AR		03/27/2024		3,607											81
1437380	East Meadow	NY		04/10/2024		59,054											107
1413182	Fayetteville	AR		03/27/2024		8,753											690
1417232	Harrison	AR		03/27/2024		5,566											217
1414789	Lonoke	AR		03/27/2024		7,927											350
1491376	Irvine	CA		05/10/2024		123,557											295
1491372	South Lake Tahoe	CA		05/10/2024		71,857											154
1056062	Willingboro	NJ		08/26/2022		5,975											21
1383760	Sevierville	TN		03/21/2024		51,524											105
1498677	Fort Lauderdale	FL		05/16/2024		76,393											123
1491259	Prineville	OR		05/10/2024		62,291											94
1348892	San Fernando	CA		03/06/2024		54,227											168
1074424	Frederick	MD		03/29/2023		18,208											37
1414913	Bentonville	AR		03/27/2024		5,323											162
1088639	Fort Lauderdale	FL		06/28/2023		72,989											162
1088649	Garden Grove	CA		06/28/2023		230,072											564
1088668	Montezuma	IA		06/28/2023		271,559											462
1250509	Stoughton	MA		12/28/2023		81,274											164
1414886	Webb City	MO		03/27/2024		12,443											371
1337974	Athens	TX		02/27/2024		13,107											26
1413823	Fort Smith	AR		03/27/2024		15,034											1,008
1569484	Worcester	MA		06/26/2024		127,987											154
1056140	Mims	FL		08/26/2022		7,292											22
1414134	Fort Smith	AR		03/27/2024		10,004											389
1414207	Fort Smith	AR		03/27/2024		5,763											253
1360373	Brooklyn	NY		03/11/2024		66,853											156
1348941	Anaheim	CA		03/06/2024		98,896											233
1290199	Watertown	CT		01/25/2024		107,227											209
1412901	Russellville	AR		03/27/2024		8,209											400
1412955	Springdale	AR		03/27/2024		7,528											983
1491276	Atlanta	GA		05/10/2024		32,425											68
1567986	Prosper	TX		06/26/2024		167,884											985
1568004	Sammamish	WA		06/26/2024		322,548											591
1416567	Ash Grove	MO		03/27/2024		16,235											351
1416589	Carthage	MO		03/27/2024		18,297											411
1416597	Russellville	AR		03/27/2024		28,314											627
1416314	Fayetteville	AR		03/27/2024		15,345											400

E02.256

STATEMENT AS OF SEPTEMBER 30, 2024 OF THE First Allmerica Financial Life Insurance Company

**SCHEDULE B - PART 3**

Showing All Mortgage Loans DISPOSED, Transferred or Repaid During the Current Quarter

1 Loan Number	2 Location		4 Loan Type	5 Date Acquired	6 Disposal Date	7 Book Value/ Recorded Investment Excluding Accrued Interest Prior Year	8 Change in Book Value/Recorded Investment					14 Book Value/ Recorded Investment Excluding Accrued Interest on Disposal	15 Consid- eration	16 Foreign Exchange Gain (Loss) on Disposal	17 Realized Gain (Loss) on Disposal	18 Total Gain (Loss) on Disposal
	2 City	3 State					8 Unrealized Valuation Increase/ (Decrease)	9 Current Year's (Amortization) /Accretion	10 Current Year's Other- Than- Temporary Impairment Recognized	11 Capitalized Deferred Interest and Other	12 Total Change in Book Value (8+9-10+11)					
1415808	Springdale	AR		03/27/2024		16,003								363		
1091613	Fountain Inn	SC		07/25/2023		22,595								46		
1417278	Cashion	OK		03/27/2024		12,255								195		
1329223	Marion	NC		02/23/2024		16,223								140		
1356027	Union	NJ		03/08/2024		17,721								40		
1390618	Las Vegas	NV		03/26/2024		12,999								29		
1415766	Bartlesville	OK		03/27/2024		22,804								508		
1091657	Angleton	TX		07/25/2023		12,586								31		
1414837	Dover	AR		03/27/2024		11,295								356		
1400774	Phoenix	AZ		03/26/2024		74,609								121		
1415868	Neosho	MO		03/27/2024		9,807								213		
1209735	Wappingers Falls	NY		11/29/2023		64,109								135		
1307537	Baltimore	MD		02/08/2024		80,170								103		
1416237	Holiday Isle	AR		03/27/2024		6,281								330		
1356059	Jamestown	RI		03/08/2024		176,935								378		
1417240	Hot Springs	AR		03/27/2024		7,220								154		
1414903	Gore	OK		03/27/2024		59,226								2,341		
1091596	Hollywood	FL		07/25/2023		39,996								136		
1091607	Hollywood	FL		07/25/2023		136,198								354		
1093196	Mabank	TX		08/09/2023		37,613								86		
1414846	Van Buren	AR		03/27/2024		8,372								225		
1414855	Edmond	OK		03/27/2024		4,300								349		
1498502	Perth Amboy	NJ		05/16/2024		36,892								65		
1337973	Charlotte	NC		02/27/2024		20,391								42		
1337980	Dayton	TN		02/27/2024		16,655								32		
1498474	Kansas City	MO		05/16/2024		24,682								50		
1437485	San Clemente	CA		04/10/2024		59,970								85		
1056031	Daytona Beach	FL		08/26/2022		14,026								47		
1056133	Gary	IN		08/26/2022		15,067								48		
1414194	West Fork	AR		03/27/2024		11,088								437		
1414213	Bentonville	AR		03/27/2024		17,611								750		
1491022	Fulshear	TX		05/10/2024		74,741								166		
1290371	Winnetka	CA		01/25/2024		111,672								238		
1290344	Graeagle	CA		01/25/2024		188,610								334		
1232996	Westlake Village	CA		12/13/2023		673,154								5,071		
1068694	Oak Island	NC		04/18/2023		42,872								103		
1416215	Fayetteville	AR		03/27/2024		63,565								1,390		
1437349	Cape Coral	FL		04/10/2024		61,115								138		
1437288	Mastic Beach	NY		04/10/2024		31,299								64		
1339884	Bellevue	WA		02/28/2024		534,141								1,256		
1414802	Elm Springs	AR		03/27/2024		17,919								555		
1337989	El Paso	TX		02/27/2024		17,657								37		
1355814	Alhambra	CA		03/08/2024		82,702								158		
1491233	Columbus	GA		05/10/2024		15,594								30		
1356003	Fort Lauderdale	FL		03/08/2024		70,062								127		
1414518	Hot Springs	AR		03/27/2024		5,036								128		
1415912	Gore	OK		03/27/2024		34,009								768		
1416005	Green Forest	AR		03/27/2024		8,410								187		
1555786	Panama City Beach	FL		06/18/2024		196,537								405		
1413461	Springdale	AR		03/27/2024		2,817								215		
1091638	Lompoc	CA		07/25/2023		28,836								69		

E02.257

STATEMENT AS OF SEPTEMBER 30, 2024 OF THE First Allmerica Financial Life Insurance Company

**SCHEDULE B - PART 3**

Showing All Mortgage Loans DISPOSED, Transferred or Repaid During the Current Quarter

1 Loan Number	2 Location		4 Loan Type	5 Date Acquired	6 Disposal Date	7 Book Value/ Recorded Investment Excluding Accrued Interest Prior Year	8 Change in Book Value/Recorded Investment					14 Book Value/ Recorded Investment Excluding Accrued Interest on Disposal	15 Consid- eration	16 Foreign Exchange Gain (Loss) on Disposal	17 Realized Gain (Loss) on Disposal	18 Total Gain (Loss) on Disposal
	2 City	3 State					8 Unrealized Valuation Increase/ (Decrease)	9 Current Year's (Amortization) /Accretion	10 Current Year's Other- Than- Temporary Impairment Recognized	11 Capitalized Deferred Interest and Other	12 Total Change in Book Value (8+9-10+11)					
1413772	Broken Arrow	OK		03/27/2024		15,416							819			
1569473	Nashport	OH		06/26/2024		33,083							38			
1569463	Florence	AL		06/26/2024		33,326							47			
1569504	Green Bay	WI		06/26/2024		30,300							44			
1498668	Miami	FL		05/16/2024		67,494							133			
1413111	Tulsa	OK		03/27/2024		8,291							742			
1209755	Rowlett	TX		11/29/2023		87,039							202			
1232966	Wildwood	NJ		12/13/2023		106,134							223			
1080444	Atlanta	GA		05/15/2023		92,765							362			
1437359	Southampton	NY		04/10/2024		204,179							483			
1437367	Corona	CA		04/10/2024		65,716							142			
1339887	Fair Oaks Ranch	TX		02/28/2024		330,862							713			
1272081	Reno	NV		01/09/2024		672,647							1,511			
1091590	McHenry	IL		07/25/2023		12,866							28			
1091740	Fairfield	CT		07/28/2023		367,475							956			
1093215	Reno	NV		08/09/2023		66,048							162			
1414884	Joplin	MO		03/27/2024		14,745							439			
1414859	Bartlesville	OK		03/27/2024		5,773							176			
1569507	Earlimart	CA		06/26/2024		13,346							29			
1569511	West Bloomfield	MI		06/26/2024		61,777							84			
1498473	Baltimore	MD		05/16/2024		15,064							27			
1415493	Lawton	OK		03/27/2024		1,383							118			
1415560	Shawnee	OK		03/27/2024		6,219							95			
1307574	Scotch Plains	NJ		02/08/2024		101,354							207			
1056032	Visalia	CA		08/26/2022		15,734							53			
1056105	Lubbock	TX		08/26/2022		4,819							17			
1437295	Panama City Beach	FL		04/10/2024		36,891							89			
1414095	Harrison	AR		03/27/2024		8,676							476			
1333509	Bakersfield	CA		02/26/2024		30,550							137			
1383543	Hyattsville	MD		03/21/2024		34,949							81			
1416498	Sapulpa	OK		03/27/2024		9,003							216			
1415060	Paris	AR		03/27/2024		11,915							276			
1348986	Las Vegas	NV		03/06/2024		112,311							202			
1113199	Clarksville	TN		10/13/2023		4,541							10			
1113211	Nederland	TX		10/13/2023		7,118							15			
1068705	Bountiful	UT		04/18/2023		25,048							77			
1414270	Fayetteville	AR		03/27/2024		18,475							661			
1417274	Eucha	OK		03/27/2024		6,156							127			
1498497	Chester	NY		05/16/2024		29,404							38			
1068684	Albuquerque	NM		04/18/2023		8,497							63			
1339928	Poway	CA		02/28/2024		452,135							267,484			
1339896	Magnolia	TX		02/28/2024		312,720							936			
1415730	Tahlequah	OK		03/27/2024		22,269							511			
1415749	Fort Smith	AR		03/27/2024		30,988							728			
1414446	Hot Springs	AR		03/27/2024		6,204							284			
1415824	Springdale	AR		03/27/2024		24,789							553			
1418851	Thomasville	NC		03/28/2024		14,748							25			
1091612	Port Orange	FL		07/25/2023		97,560							223			
1091672	Houston	TX		07/25/2023		23,568							45			
1074130	Mechanicsville	VA		03/28/2023		23,961							48			
1126398	Newark	DE		10/20/2023		22,597							563			

E02.258

STATEMENT AS OF SEPTEMBER 30, 2024 OF THE First Allmerica Financial Life Insurance Company

**SCHEDULE B - PART 3**

Showing All Mortgage Loans DISPOSED, Transferred or Repaid During the Current Quarter

1 Loan Number	2 Location		4 Loan Type	5 Date Acquired	6 Disposal Date	7 Book Value/ Recorded Investment Excluding Accrued Interest Prior Year	8 Change in Book Value/Recorded Investment					14 Book Value/ Recorded Investment Excluding Accrued Interest on Disposal	15 Consid- eration	16 Foreign Exchange Gain (Loss) on Disposal	17 Realized Gain (Loss) on Disposal	18 Total Gain (Loss) on Disposal
	2 City	3 State					8 Unrealized Valuation Increase/ (Decrease)	9 Current Year's (Amortization) /Accretion	10 Current Year's Other- Than- Temporary Impairment Recognized	11 Capitalized Deferred Interest and Other	12 Total Change in Book Value (8+9-10+11)					
1348904	Stockton	CA		03/06/2024		77,777								385		
1400716	Phoenix	AZ		03/26/2024		131,867								172		
1074584	Rancho Cucamonga	CA		03/29/2023		13,394								37		
1414863	Van Buren	AR		03/27/2024		7,896								268		
1498526	Davenport	FL		05/16/2024		33,160								76		
1413393	Pittsburg	OK		03/27/2024		2,558								194		
1413766	Sherwood	AR		03/27/2024		5,353								332		
1413711	Bentonville	AR		03/27/2024		22,555								1,323		
1569476	Lake Worth	FL		06/26/2024		61,613								129		
1126421	St Pete Beach	FL		10/20/2023		14,889								57		
1400793	New Port Richey	FL		03/26/2024		17,748								57		
1056035	Hackettstown	NJ		08/26/2022		14,870								53		
1272118	Mc Henry	MD		01/09/2024		491,369								1,455		
1337985	Gainesville	GA		02/27/2024		22,500								48		
1569585	Houston	TX		06/26/2024		38,844								79		
1549310	Frisco	TX		06/13/2024		30,397								55		
1233021	Round Rock	TX		12/13/2023		248,056								443		
1416299	Bentonville	AR		03/27/2024		29,239								943		
1416004	Broken Arrow	OK		03/27/2024		15,783								530		
1417345	Adrian	MO		03/27/2024		16,418								335		
1356062	Palm Springs	CA		03/08/2024		24,424								115		
1355812	Los Angeles	CA		03/08/2024		85,591								183		
1355791	Lithia Springs	GA		03/08/2024		19,062								41		
1355969	Orlando	FL		03/08/2024		62,074								1,796		
1091692	Marlboro	NY		07/25/2023		41,590								25		
1418896	Strawberry Plains	TN		03/28/2024		17,901								42		
1209743	Jacksonville Beach	FL		11/29/2023		144,286								282		
1437390	Rancho Sante Fe	CA		04/10/2024		236,319								521		
1491234	Miami Gardens	FL		05/10/2024		59,698								113		
1413053	Holt	MO		03/27/2024		2,861								358		
1348885	Long Beach	CA		03/06/2024		335,212								882		
1126417	Houston	TX		10/20/2023		30,214								179		
1498470	Mesa	AZ		05/16/2024		35,571								66		
1400718	Manteo	NC		03/26/2024		72,428								280		
1569483	Inkster	MI		06/26/2024		16,432								28		
1569556	Beloit	WI		06/26/2024		26,277								27		
1416058	Carl Junction	MO		03/27/2024		24,756								586		
1413478	Pea Ridge	AR		03/27/2024		4,471								314		
1250483	Uniontown	OH		12/28/2023		88,957								204		
1413731	Springdale	AR		03/27/2024		4,883								293		
1569461	Aventura	FL		06/26/2024		35,090								155		
1135401	Saint George	UT		10/27/2023		13,109								24		
1491387	Jamaica	NY		05/10/2024		96,679								208		
1415522	Dover	AR		03/27/2024		2,143								62		
1437473	Lucerne Valley	CA		04/10/2024		27,336								58		
1056024	Palmer	AK		08/26/2022		9,160								27		
1339827	Hilton Head Island	SC		02/28/2024		135,876								277		
1383566	Garden City	GA		03/21/2024		25,460								101		
1348943	Crawfordville	FL		03/06/2024		60,883								8,727		
1272123	Rosebush	MI		01/09/2024		79,333								247		
1290307	Irvine	CA		01/25/2024		330,316								826		

E02.259

STATEMENT AS OF SEPTEMBER 30, 2024 OF THE First Allmerica Financial Life Insurance Company

**SCHEDULE B - PART 3**

Showing All Mortgage Loans DISPOSED, Transferred or Repaid During the Current Quarter

1 Loan Number	2 Location		4 Loan Type	5 Date Acquired	6 Disposal Date	7 Book Value/ Recorded Investment Excluding Accrued Interest Prior Year	8 Change in Book Value/Recorded Investment					14 Book Value/ Recorded Investment Excluding Accrued Interest on Disposal	15 Consid- eration	16 Foreign Exchange Gain (Loss) on Disposal	17 Realized Gain (Loss) on Disposal	18 Total Gain (Loss) on Disposal
	2 City	3 State					8 Unrealized Valuation Increase/ (Decrease)	9 Current Year's (Amortization) /Accretion	10 Current Year's Other- Than- Temporary Impairment Recognized	11 Capitalized Deferred Interest and Other	12 Total Change in Book Value (8+9-10+11)					
1491192	Aurora	CO		05/10/2024		64,775								107		
1348993	Big Bear Lake	CA		03/06/2024		134,820								296		
1233014	Bakersfield	CA		12/13/2023		153,838								646		
1414264	Norman	OK		03/27/2024		4,060								174		
1414295	Pryor	OK		03/27/2024		4,206								2,392		
1415760	Broken Arrow	OK		03/27/2024		16,477								368		
1417383	El Dorado Springs	MO		03/27/2024		6,412								144		
1414907	Tahlequah	OK		03/27/2024		6,177								188		
1116849	San Ramon	CA		10/13/2023		51,078								113		
1355989	Altadena	CA		03/08/2024		96,444								195		
1415651	Walnut Grove	MO		03/27/2024		15,996								362		
1415839	Springdale	AR		03/27/2024		17,601								388		
1091661	San Clemente	CA		07/25/2023		170,933								442		
1250470	Stony Point	NY		12/28/2023		334,855								635		
1491264	San Dimas	CA		05/10/2024		98,622								228		
1356015	Hamlin	NY		03/08/2024		29,208								219		
1415906	Elkins	AR		03/27/2024		14,370								357		
1209756	Rowlett	TX		11/29/2023		79,748								185		
1400783	Santa Barbara	CA		03/26/2024		47,273								121		
1135253	Denver	CO		10/27/2023		26,347								55		
1337995	Perry	GA		02/27/2024		21,329								40		
1383530	Ellenwood	GA		03/21/2024		24,543								47		
1413347	Mabelvale	AR		03/27/2024		3,260								424		
1413833	Tulsa	OK		03/27/2024		4,364								670		
1290386	Danville	CA		01/25/2024		412,220								5,811		
1348936	Sierra Madre	CA		03/06/2024		226,225								487		
1400778	Kaaawa	HI		03/26/2024		104,636								238		
1416477	Pottsville	AR		03/27/2024		20,993								738		
1415725	Tulsa	OK		03/27/2024		19,298								430		
1417416	Blanchard	OK		03/27/2024		19,410								417		
1091733	Mesquite	TX		07/25/2023		32,271								61		
1356051	Westminster	MD		03/08/2024		34,267								66		
1356068	Liberty	MO		03/08/2024		29,660								81		
1355807	Buffalo Grove	IL		03/08/2024		27,090								46		
1415690	Springdale	AR		03/27/2024		9,878								262		
1415653	Hannibal	MO		03/27/2024		12,923								397		
1413481	Oklahoma City	OK		03/27/2024		3,678								301		
1413787	Cabot	AR		03/27/2024		13,077								768		
1414477	Nowata	OK		03/27/2024		5,790								211		
1415991	Springfield	MO		03/27/2024		57,025								1,292		
1413015	Cartersville	MO		03/27/2024		2,762								127		
1569449	Hoquiam	WA		06/26/2024		37,321								58		
1569539	San Gabriel	CA		06/26/2024		102,692								136		
1126378	Baton Rouge	LA		10/20/2023		173,886								350		
1232956	Riverview	FL		12/13/2023		160,237								414		
1437296	New Port Richey	FL		04/10/2024		24,312								56		
1437384	Mebane	NC		04/10/2024		34,852								56		
1413260	Bentonville	AR		03/27/2024		2,566								727		
1413199	Van Buren	AR		03/27/2024		2,352								267		
1126405	Carrollton	GA		10/20/2023		30,484								55		
1498531	Tucson	AZ		05/16/2024		21,074								44		

E02.260

STATEMENT AS OF SEPTEMBER 30, 2024 OF THE First Allmerica Financial Life Insurance Company

**SCHEDULE B - PART 3**

Showing All Mortgage Loans DISPOSED, Transferred or Repaid During the Current Quarter

1 Loan Number	2 Location		4 Loan Type	5 Date Acquired	6 Disposal Date	7 Book Value/ Recorded Investment Excluding Accrued Interest Prior Year	8 Change in Book Value/Recorded Investment					14 Book Value/ Recorded Investment Excluding Accrued Interest on Disposal	15 Consid- eration	16 Foreign Exchange Gain (Loss) on Disposal	17 Realized Gain (Loss) on Disposal	18 Total Gain (Loss) on Disposal
	2 City	3 State					8 Unrealized Valuation Increase/ (Decrease)	9 Current Year's (Amortization) /Accretion	10 Current Year's Other- Than- Temporary Impairment Recognized	11 Capitalized Deferred Interest and Other	12 Total Change in Book Value (8+9-10+11)					
1250519	Wilton	CA		12/28/2023		360,004								725		
1413778	Bella Vista	AR		03/27/2024		2,060								270		
1569528	Washington	NC		06/26/2024		15,800								38		
1569535	Chapel Hill	TN		06/26/2024		30,805								69		
1498488	York	PA		05/16/2024		13,800								22		
1414998	Tulsa	OK		03/27/2024		3,006								105		
1491389	Lodi	CA		05/10/2024		62,277								157		
1415416	Mountainburg	AR		03/27/2024		9,268								352		
1415420	Rogers	AR		03/27/2024		15,165								391		
1415441	Flippin	AR		03/27/2024		33,749								803		
1416065	Caraway	AR		03/27/2024		6,181								144		
1414091	Russellville	AR		03/27/2024		9,982								848		
1414226	Amber	OK		03/27/2024		4,441								132		
1088671	Santa Barbara	CA		06/28/2023		532,663								1,238		
1416032	Tulsa	OK		03/27/2024		36,666								837		
1413835	Joplin	MO		03/27/2024		2,668								286		
1400725	Hendersonville	NC		03/26/2024		41,492								77		
1093259	Washington	DC		08/09/2023		25,582								68		
1414521	McLoud	OK		03/27/2024		3,537								439		
1414525	Oklahoma City	OK		03/27/2024		9,862								376		
1414571	Oklahoma City	OK		03/27/2024		6,892								252		
1414573	Rogers	AR		03/27/2024		6,668								199		
1569466	Corona	CA		06/26/2024		20,514								25		
1413136	Rogers	AR		03/27/2024		3,859								576		
1415056	North Little Rock	AR		03/27/2024		8,215								250		
1338102	North Chicago	IL		02/27/2024		15,894								32		
1549254	Saint Paul	MN		06/13/2024		57,639								81		
1415196	Edmond	OK		03/27/2024		26,042								997		
1076652	Lakeland	FL		04/21/2023		44,190								101		
1418975	Staten Island	NY		03/28/2024		53,758								9,661		
1250525	Los Angeles	CA		12/28/2023		399,442								735		
1400692	Henderson	NV		03/26/2024		101,103								211		
1414910	Bentonville	AR		03/27/2024		10,759								346		
1337903	Joliet	IL		02/27/2024		38,344								74		
1414974	Rogers	AR		03/27/2024		7,324								369		
1415582	Springdale	AR		03/27/2024		15,147								359		
1338028	Philadelphia	PA		02/27/2024		15,937								31		
1360369	Hartford	CT		03/11/2024		31,667								74		
1297528	San Jose	CA		01/30/2024		122,203								465		
1498603	Arroyo Grande	CA		05/16/2024		39,538								89		
1415259	Duncan	OK		03/27/2024		5,409								122		
1094232	Bisbee	AZ		08/28/2023		58,707								216		
1569485	Brownsville	TX		06/26/2024		32,549								105		
1437445	Tucson	AZ		04/10/2024		117,949								245		
1076073	Atlanta	GA		04/27/2023		25,752								54		
1356110	Tustin	CA		03/08/2024		128,647								264		
1498612	Demopolis	AL		05/16/2024		10,614								16		
1297554	Milledgeville	GA		01/30/2024		58,442								108		
1088829	Indian Shores	FL		06/28/2023		92,861								236		
1088832	Harrisburg	PA		06/28/2023		41,951								117		
1090748	Franklin	TN		07/12/2023		113,807								261		

E02.261

STATEMENT AS OF SEPTEMBER 30, 2024 OF THE First Allmerica Financial Life Insurance Company

**SCHEDULE B - PART 3**

Showing All Mortgage Loans DISPOSED, Transferred or Repaid During the Current Quarter

1 Loan Number	2 Location		4 Loan Type	5 Date Acquired	6 Disposal Date	7 Book Value/ Recorded Investment Excluding Accrued Interest Prior Year	8 Change in Book Value/Recorded Investment					14 Book Value/ Recorded Investment Excluding Accrued Interest on Disposal	15 Consid- eration	16 Foreign Exchange Gain (Loss) on Disposal	17 Realized Gain (Loss) on Disposal	18 Total Gain (Loss) on Disposal
	2 City	3 State					8 Unrealized Valuation Increase/ (Decrease)	9 Current Year's (Amortization) /Accretion	10 Current Year's Other- Than- Temporary Impairment Recognized	11 Capitalized Deferred Interest and Other	12 Total Change in Book Value (8+9-10+11)					
1414780	Bella Vista	AR		03/27/2024		7,472							238			
1333524	Lake Worth	FL		02/26/2024		28,448							45			
1337732	Cape Coral	FL		02/27/2024		90,042							154			
1437484	Herriman	UT		04/10/2024		88,773							128			
1416028	Asbury	MO		03/27/2024		41,151							913			
1416020	Gentry	AR		03/27/2024		6,685							148			
1414424	Oklahoma City	OK		03/27/2024		4,863							199			
1333506	Jersey City	NJ		02/26/2024		70,838							161			
1491430	Fountain Valley	CA		05/10/2024		28,649							233			
1094052	Brookfield	OH		08/21/2023		72,755							151			
1333510	Charlotte	NC		02/26/2024		17,546							39			
1224099	San Diego	CA		12/07/2023		570,943							1,457			
1093271	Anaheim	CA		08/09/2023		132,584							291			
1088838	Memphis	TN		06/28/2023		45,287							113			
1337899	Azle	TX		02/27/2024		20,853							44			
1241702	Cocoa Beach	FL		12/21/2023		188,106							506			
1416022	Rogers	AR		03/27/2024		7,343							216			
1416037	Springfield	MO		03/27/2024		9,949							217			
1415136	Rogers	AR		03/27/2024		13,205							468			
1383668	Phoenix	AZ		03/21/2024		36,724							57			
1417535	Rogers	AR		03/27/2024		19,928							415			
1417597	Bentonville	AR		03/27/2024		18,430							381			
1413210	Melbourne	AR		03/27/2024		4,430							510			
1416485	Henryetta	OK		03/27/2024		6,660							137			
1512168	Simpsonville	SC		05/23/2024		101,020							310			
1094740	Gresham	OR		09/07/2023		40,518							96			
1414817	Moore	OK		03/27/2024		9,619							295			
1415737	Plainview	AR		03/27/2024		30,494							711			
1250628	Fontana	CA		12/28/2023		142,546							247			
1128232	Evansville	IN		10/23/2023		27,512							66			
1413578	Norman	OK		03/27/2024		8,572							551			
1074632	Fayetteville	GA		04/28/2023		261,730							692			
1074646	Boca Raton	FL		04/28/2023		288,084							348			
1416516	Columbia	MO		03/27/2024		17,548							422			
1126322	Fort Worth	TX		10/20/2023		26,387							56			
1126333	Ellenwood	GA		10/20/2023		12,306							22			
1437463	Gunnison	CO		04/10/2024		219,048							313			
1437476	Corona	CA		04/10/2024		118,314							245			
1417379	Neosho	MO		03/27/2024		1,990							38			
1498417	Redford	MI		05/16/2024		8,890							15			
1338062	Stockton	CA		02/27/2024		29,654							58			
1412974	Broken Arrow	OK		03/27/2024		3,728							352			
1414419	Midwest City	OK		03/27/2024		4,973							225			
1417006	Lees Summit	MO		03/27/2024		4,735							1,229			
1417089	Tulsa	OK		03/27/2024		19,249							407			
1337767	Calexico	CA		02/27/2024		32,756							38			
1491416	Weston	FL		05/10/2024		84,481							210			
1292837	New Brunswick	NJ		01/26/2024		87,028							137			
1297273	Carlsbad	CA		01/30/2024		107,716							217			
1250616	Spring	TX		12/28/2023		76,248							1,784			
1360365	Boston	MA		03/11/2024		96,276							209			

E02.262

STATEMENT AS OF SEPTEMBER 30, 2024 OF THE First Allmerica Financial Life Insurance Company

**SCHEDULE B - PART 3**

Showing All Mortgage Loans DISPOSED, Transferred or Repaid During the Current Quarter

1 Loan Number	Location		4 Loan Type	5 Date Acquired	6 Disposal Date	7 Book Value/ Recorded Investment Excluding Accrued Interest Prior Year	Change in Book Value/Recorded Investment					14 Book Value/ Recorded Investment Excluding Accrued Interest on Disposal	15 Consid- eration	16 Foreign Exchange Gain (Loss) on Disposal	17 Realized Gain (Loss) on Disposal	18 Total Gain (Loss) on Disposal
	2 City	3 State					8 Unrealized Valuation Increase/ (Decrease)	9 Current Year's (Amortization) /Accretion	10 Current Year's Other- Than- Temporary Impairment Recognized	11 Capitalized Deferred Interest and Other	12 Total Change in Book Value (8+9-10+11)					
1413406	Lee's Summit	MO		03/27/2024		7,440								472		
1413469	Bella Vista	AR		03/27/2024		6,817								474		
1414961	Conway	AR		03/27/2024		13,244								523		
1297336	Cleveland Heights	OH		01/30/2024		41,433								393		
1297543	Covington	WA		01/30/2024		126,552								242		
1416023	Bentonville	AR		03/27/2024		13,570								283		
1348913	Tampa	FL		03/06/2024		71,038								159		
1414996	Fayetteville	AR		03/27/2024		12,802								364		
1491422	North Hollywood	CA		05/10/2024		100,901								227		
1549277	Kansas City	MO		06/13/2024		28,488								48		
1400813	Gaithersburg	MD		03/26/2024		20,259								38		
1413227	Kansas City	MO		03/27/2024		5,021								567		
1250478	Santa Ana	CA		12/28/2023		156,029								334		
1491391	Hollister	CA		05/10/2024		54,541								79		
1414832	Bartlesville	OK		03/27/2024		4,187								361		
1414858	Broken Arrow	OK		03/27/2024		13,028								506		
1437326	Sarasota	FL		04/10/2024		65,373								88		
1077363	Arverne	NY		05/03/2023		239,798								558		
1250331	Bakersfield	CA		12/28/2023		54,491								98		
1250337	Barstow	CA		12/28/2023		52,060								88		
1415770	Cherokee Village	AR		03/27/2024		17,019								434		
1415775	Clarksville	AR		03/27/2024		7,390								210		
1297220	Detroit	MI		01/30/2024		42,673								72		
1056304	Lubbock	TX		08/26/2022		12,880								54		
1413549	Fort Smith	AR		03/27/2024		5,168								362		
1416513	Jenks	OK		03/27/2024		60,262								1,315		
1416480	Fayetteville	AR		03/27/2024		97,684								2,037		
1415241	Siloam Spgs	AR		03/27/2024		22,591								1,299		
1094237	Redondo Beach	CA		08/28/2023		274,543								684		
1501671	Apache Junction	AZ		05/28/2024		203,868								372		
1569515	Concord	NC		06/26/2024		43,562								87		
1076072	Bakersfield	CA		04/27/2023		25,220								55		
1417373	Tulsa	OK		03/27/2024		20,262								488		
1417342	Lawton	OK		03/27/2024		21,107								435		
1337723	Los Angeles	CA		02/27/2024		118,534								220		
1250325	Sevierville	TN		12/28/2023		39,558								82		
1417055	Webb City	MO		03/27/2024		14,139								625		
1417092	Wyandotte	OK		03/27/2024		8,327								188		
1416602	Poteau	OK		03/27/2024		15,726								363		
1088954	Crestline	CA		06/28/2023		41,695								79		
1088957	Miami	FL		06/28/2023		95,726								686		
1094013	Litchfield Park	AZ		08/17/2023		195,001								597		
1094046	Wilkes-barre	PA		08/21/2023		74,671								165		
1415254	Springdale	AR		03/27/2024		18,287								430		
1415231	Webb City	MO		03/27/2024		6,303								149		
1416414	Russellville	AR		03/27/2024		38,673								1,122		
1415191	Monett	MO		03/27/2024		6,871								175		
1400703	Ridgecrest	CA		03/26/2024		23,334								50		
1061539	Jenison	MI		10/26/2022		17,940								4,706		
1437319	Sherman	TX		04/10/2024		30,881								53		
1076649	Plantation	FL		04/21/2023		141,332								317		

E02.263



STATEMENT AS OF SEPTEMBER 30, 2024 OF THE First Allmerica Financial Life Insurance Company

**SCHEDULE B - PART 3**

Showing All Mortgage Loans DISPOSED, Transferred or Repaid During the Current Quarter

1 Loan Number	2 Location		4 Loan Type	5 Date Acquired	6 Disposal Date	7 Book Value/ Recorded Investment Excluding Accrued Interest Prior Year	8 Change in Book Value/Recorded Investment					14 Book Value/ Recorded Investment Excluding Accrued Interest on Disposal	15 Consid- eration	16 Foreign Exchange Gain (Loss) on Disposal	17 Realized Gain (Loss) on Disposal	18 Total Gain (Loss) on Disposal	
	2 City	3 State					8 Unrealized Valuation Increase/ (Decrease)	9 Current Year's (Amortization) /Accretion	10 Current Year's Other- Than- Temporary Impairment Recognized	11 Capitalized Deferred Interest and Other	12 Total Change in Book Value (8+9-10+11)						13 Total Foreign Exchange Change in Book Value
1076856	Carlisle	PA		04/21/2023		31,570											60
1417495	Willard	MO		03/27/2024		31,829											691
1290354	Frisco	TX		01/25/2024		187,756											319
1290384	Lakewood Ranch	FL		01/25/2024		267,110											482
1297216	Bronx	NY		01/30/2024		49,322											110
1094248	Poway	CA		08/28/2023		299,474											799
1400710	Roselle	IL		03/26/2024		32,739											334
1088917	(canyon Country Area), Santa Clarita	CA		06/28/2023		62,715											181
1417454	Lowell	AR		03/27/2024		24,381											580
1414796	Fayetteville	AR		03/27/2024		8,928											330
1076086	Tucson	AZ		04/27/2023		56,289											119
1413024	Fort Smith	AR		03/27/2024		1,979											190
1417296	Conway	AR		03/27/2024		7,615											190
1250327	Jacksonville	FL		12/28/2023		57,981											92
1417007	Independence	MO		03/27/2024		3,096											241
1416635	Russellville	AR		03/27/2024		16,120											350
1416686	Bentonville	AR		03/27/2024		14,916											311
1224115	Clyde Hill	WA		12/07/2023		1,396,100											3,855
1437474	Magnolia	TX		04/10/2024		45,727											96
1415944	Bentonville	AR		03/27/2024		48,156											1,080
1413200	Elkins	AR		03/27/2024		2,731											310
1413120	Edmond	OK		03/27/2024		4,333											554
1555772	Maywood	IL		06/18/2024		65,473											127
1414980	Springdale	AR		03/27/2024		10,164											402
1415026	Duncan	OK		03/27/2024		4,324											131
1418946	Pomona	NY		03/28/2024		124,024											264
1250461	Miami	FL		12/28/2023		71,597											172
1549261	West Chester	OH		06/13/2024		62,991											117
1413230	Broken Arrow	OK		03/27/2024		3,716											297
1416408	Joplin	MO		03/27/2024		5,172											168
1418926	Bronx	NY		03/28/2024		15,235											33
1413068	Vilonia	AR		03/27/2024		667											461
1094002	Atascadero	CA		08/17/2023		297,116											651
1414807	Tulsa	OK		03/27/2024		19,269											628
1414781	Maumelle	AR		03/27/2024		1,271											562
1414972	Rogers	AR		03/27/2024		10,005											248
1339882	Jupiter	FL		02/28/2024		413,148											942
1360371	Capitol Heights	MD		03/11/2024		32,801											74
1128233	Wilmington	NC		10/23/2023		71,914											175
1413581	Bentonville	AR		03/27/2024		33,078											2,039
1355951	Duluth	GA		03/08/2024		45,484											95
1416442	Lawton	OK		03/27/2024		16,282											410
1415295	Shawnee	OK		03/27/2024		12,576											358
1094230	Santa Barbara	CA		08/28/2023		134,791											328
1569509	Fort Lauderdale	FL		06/26/2024		102,612											73
1297335	Jacksonville	FL		01/30/2024		35,409											88
1437454	La Verne	CA		04/10/2024		62,034											137
1498623	Ocala	FL		05/16/2024		36,284											939
1297553	Hartford	CT		01/30/2024		112,011											202
1088850	Mineola	NY		06/28/2023		162,936											433
1417359	Poteau	OK		03/27/2024		4,405											169

E02.264

STATEMENT AS OF SEPTEMBER 30, 2024 OF THE First Allmerica Financial Life Insurance Company

**SCHEDULE B - PART 3**

Showing All Mortgage Loans DISPOSED, Transferred or Repaid During the Current Quarter

1 Loan Number	2 Location		4 Loan Type	5 Date Acquired	6 Disposal Date	7 Book Value/ Recorded Investment Excluding Accrued Interest Prior Year	8 Change in Book Value/Recorded Investment					14 Book Value/ Recorded Investment Excluding Accrued Interest on Disposal	15 Consid- eration	16 Foreign Exchange Gain (Loss) on Disposal	17 Realized Gain (Loss) on Disposal	18 Total Gain (Loss) on Disposal
	2 City	3 State					8 Unrealized Valuation Increase/ (Decrease)	9 Current Year's (Amortization) /Accretion	10 Current Year's Other- Than- Temporary Impairment Recognized	11 Capitalized Deferred Interest and Other	12 Total Change in Book Value (8+9-10+11)					
1090728	Nokomis	FL		07/12/2023		62,523								817		
1498422	Saint Louis	MO		05/16/2024		7,409								15		
1437472	Henderson	NV		04/10/2024		75,245								155		
1338060	Jurupa Valley	CA		02/27/2024		38,434								182		
1076099	Boynton Beach	FL		04/27/2023		110,162								222		
1414426	Bella Vista	AR		03/27/2024		3,931								224		
1414466	Tulsa	OK		03/27/2024		28,592								1,569		
1417282	Mountain Home	AR		03/27/2024		6,778								3,492		
1512170	Garden Grove	CA		05/23/2024		91,901								1,265		
1250341	Cathedral City	CA		12/28/2023		61,444								95		
1416986	Leawood	KS		03/27/2024		26,378								784		
1417093	Fairland	OK		03/27/2024		12,321								258		
1417091	Hot Springs	AR		03/27/2024		42,046								1,112		
1416662	Oronogo	MO		03/27/2024		13,608								573		
1416670	Neosho	MO		03/27/2024		5,384								326		
1224119	Big Bear Lake	CA		12/07/2023		350,818								949		
1094169	Schenectady	NY		08/28/2023		32,156								77		
1333500	Reseda	CA		02/26/2024		66,659								154		
1094216	Steelton	PA		08/28/2023		24,923								49		
1094049	Great Falls	MT		08/21/2023		149,407								349		
1437329	Antioch	CA		04/10/2024		40,793								126		
1413082	Broken Arrow	OK		03/27/2024		4,023								386		
1337936	Yelm	WA		02/27/2024		39,472								86		
1250338	Atlanta	GA		12/28/2023		74,658								178		
1415778	Aurora	MO		03/27/2024		19,734								502		
1417486	Aurora	MO		03/27/2024		19,663								400		
1297247	Wilkes Barre	PA		01/30/2024		55,906								94		
1250636	East Brunswick	NJ		12/28/2023		166,975								16,463		
1339893	Incline Village	NV		02/28/2024		695,742								358,534		
1383488	Tampa	FL		03/21/2024		25,289								54		
1413485	Fort Smith	AR		03/27/2024		6,414								438		
1413588	Tulsa	OK		03/27/2024		5,382								395		
1074649	Burnsville	MN		04/28/2023		176,683								408		
1416514	Galena	KS		03/27/2024		19,253								423		
1415382	Lawton	OK		03/27/2024		8,645								198		
1491448	Boise	ID		05/10/2024		54,573								78		
1569490	Lewiston	ME		06/26/2024		34,189								50		
1498644	Boynton Beach	FL		05/16/2024		46,920								103		
1090757	Los Angeles	CA		07/12/2023		108,461								298		
1418815	New Berlin	WI		03/28/2024		16,748								53		
1414979	Atkins	AR		03/27/2024		6,146								172		
1356077	Converse	TX		03/08/2024		20,818								35		
1233113	Linden	NJ		12/13/2023		199,707								435		
1412837	Owasso	OK		03/27/2024		10,080								551		
1569336	San Marcos	TX		06/26/2024		30,760								51		
1437263	Hallandale Beach	FL		04/10/2024		19,482								65		
1569235	Fairhope	AL		06/26/2024		60,729								92		
1501485	Rex	GA		05/28/2024		43,953								97		
1086775	Brush Prairie	WA		06/08/2023		359,414								968		
1415947	Moore	OK		03/27/2024		8,383								184		
1415834	Peculiar	MO		03/27/2024		9,994								355		

E02.265

STATEMENT AS OF SEPTEMBER 30, 2024 OF THE First Allmerica Financial Life Insurance Company

**SCHEDULE B - PART 3**

Showing All Mortgage Loans DISPOSED, Transferred or Repaid During the Current Quarter

1 Loan Number	2 Location		4 Loan Type	5 Date Acquired	6 Disposal Date	7 Book Value/ Recorded Investment Excluding Accrued Interest Prior Year	8 Change in Book Value/Recorded Investment					14 Book Value/ Recorded Investment Excluding Accrued Interest on Disposal	15 Consid- eration	16 Foreign Exchange Gain (Loss) on Disposal	17 Realized Gain (Loss) on Disposal	18 Total Gain (Loss) on Disposal
	2 City	3 State					8 Unrealized Valuation Increase/ (Decrease)	9 Current Year's (Amortization) /Accretion	10 Current Year's Other- Than- Temporary Impairment Recognized	11 Capitalized Deferred Interest and Other	12 Total Change in Book Value (8+9-10+11)					
1383797	Bloomington	IN		03/21/2024		23,399										46
1297293	Miami	FL		01/30/2024		223,107										458
1338137	Aurora	IL		02/27/2024		19,299										37
1413712	Russellville	AR		03/27/2024		3,381										240
1569475	Newport	KY		06/26/2024		34,094										66
1549253	Grant	MI		06/13/2024		47,440										86
1415964	Hot Springs	AR		03/27/2024		14,119										1,555
1414455	Springfield	MO		03/27/2024		12,053										524
1418923	Bronx	NY		03/28/2024		17,521										38
1090095	Bronx	NY		06/30/2023		566,822										1,512
1094009	Livonia	MI		08/17/2023		51,546										121
1355983	Norwood	NJ		03/08/2024		82,694										196
1356004	Elizabeth	NJ		03/08/2024		47,790										100
1413095	Broken Arrow	OK		03/27/2024		6,789										624
1094196	Sevierville	TN		08/28/2023		103,093										188
1414839	Springdale	AR		03/27/2024		10,835										345
1569458	San Antonio	TX		06/26/2024		35,917										49
1297352	Apple Valley	CA		01/30/2024		140,632										269
1549262	Tamarac	FL		06/13/2024		18,827										27
1415976	Fort Smith	AR		03/27/2024		19,329										430
1549304	Wimauma	FL		06/13/2024		50,355										192
1413501	Little Rock	AR		03/27/2024		13,455										1,033
1090769	Los Angeles	CA		07/12/2023		353,569										936
1415146	Berryville	AR		03/27/2024		5,824										239
1297217	Jacksonville	FL		01/30/2024		38,746										96
1416990	West Fork	AR		03/27/2024		8,570										1,215
1076134	Stamford	CT		04/27/2023		42,929										67
1417227	Murfreesboro	AR		03/27/2024		24,629										999
1417259	Springfield	MO		03/27/2024		9,270										213
1232961	Acton	CA		12/13/2023		338,527										761
1297674	Freehold	NJ		01/30/2024		137,604										217
1307494	Duncanville	TX		02/08/2024		86,962										141
1338119	Jacksonville	FL		02/27/2024		22,524										37
1329290	Ashland	OH		02/23/2024		26,902										43
1096655	Chino	CA		09/27/2023		88,756										298
1565604	Tampa	FL		06/25/2024		36,864										78
1077412	Kapaa	HI		05/03/2023		426,504										720
1501585	Ocala	FL		05/28/2024		34,759										67
1437350	Columbus	NC		04/10/2024		51,034										92
1437344	San Diego	CA		04/10/2024		106,089										183
1292864	Glenn Dale	MD		01/26/2024		215,559										398
1056095	Amherst	NY		08/26/2022		7,138										17
1400686	Belleair Bluffs	FL		03/26/2024		16,047										24
1569412	Tulsa	OK		06/26/2024		17,948										23
1491392	Winnetka	CA		05/10/2024		118,700										281
1501513	Grand Prairie	TX		05/28/2024		61,514										143
1501566	Cresco	PA		05/28/2024		24,262										61
1501556	Bridgeport	CT		05/28/2024		81,925										184
1565616	Miami	FL		06/25/2024		39,367										116
1415176	Sand Springs	OK		03/27/2024		17,281										448
1418978	Delray Beach	FL		03/28/2024		208,499										395

E02.266

STATEMENT AS OF SEPTEMBER 30, 2024 OF THE First Allmerica Financial Life Insurance Company

**SCHEDULE B - PART 3**

Showing All Mortgage Loans DISPOSED, Transferred or Repaid During the Current Quarter

1 Loan Number	2 Location		4 Loan Type	5 Date Acquired	6 Disposal Date	7 Book Value/ Recorded Investment Excluding Accrued Interest Prior Year	8 Change in Book Value/Recorded Investment					14 Book Value/ Recorded Investment Excluding Accrued Interest on Disposal	15 Consid- eration	16 Foreign Exchange Gain (Loss) on Disposal	17 Realized Gain (Loss) on Disposal	18 Total Gain (Loss) on Disposal
	2 City	3 State					8 Unrealized Valuation Increase/ (Decrease)	9 Current Year's (Amortization) /Accretion	10 Current Year's Other- Than- Temporary Impairment Recognized	11 Capitalized Deferred Interest and Other	12 Total Change in Book Value (8+9-10+11)					
1250465	Hollywood	FL		12/28/2023		100,816								262		
1413580	Springfield	MO		03/27/2024		4,700								329		
1549257	Newport News	VA		06/13/2024		24,782								55		
1333517	Labelle	FL		02/26/2024		31,924								64		
1337919	Hickory	NC		02/27/2024		22,653								44		
1414928	Hartshorne	OK		03/27/2024		3,446								591		
1415748	Tulsa	OK		03/27/2024		13,852								296		
1415862	Little Rock	AR		03/27/2024		13,249								297		
1250526	Hartwell	GA		12/28/2023		85,411								242		
1416394	Springdale	AR		03/27/2024		5,824								132		
1415275	Broken Arrow	OK		03/27/2024		13,708								513		
1415298	Springdale	AR		03/27/2024		10,561								700		
1199526	Chicago	IL		11/21/2023		227,376								494		
1292816	Pompano Beach	FL		01/26/2024		50,573								71		
1569531	Port Saint Lucie	FL		06/26/2024		62,737								72		
1290347	Pembroke Pines	FL		01/25/2024		53,668								107		
1437468	North Lauderdale	FL		04/10/2024		24,084								113		
1417369	Green Forest	AR		03/27/2024		5,109								208		
1390687	Chatanooga	TN		03/26/2024		24,923								42		
1056146	Normal	IL		08/26/2022		5,719								16		
1056127	Aurora	IL		08/26/2022		7,318								23		
1569439	Los Angeles	CA		06/26/2024		99,757								151		
1569455	Florida City	FL		06/26/2024		50,280								72		
1416795	Sapulpa	OK		03/27/2024		7,213								164		
1417069	Claremore	OK		03/27/2024		20,957								437		
1055915	Westfield	IN		08/26/2022		10,091								37		
1093284	Los Angeles	CA		08/09/2023		168,055								342		
1414962	West Fork	AR		03/27/2024		15,776								469		
1076176	Charleston	SC		04/27/2023		242,426								569		
1233133	Southington	CT		12/13/2023		77,006								181		
1414068	Miami	OK		03/27/2024		3,938								138		
1349012	Palmetto	FL		03/06/2024		244,602								558		
1418713	Richton Park	IL		03/28/2024		20,209								39		
1297520	Lancaster	CA		01/30/2024		54,271								103		
1413269	Little Rock	AR		03/27/2024		7,962								975		
1094209	Roanoke	VA		08/28/2023		67,422								155		
1337902	Westerville	OH		02/27/2024		19,416								33		
1337922	Saint Louis	MO		02/27/2024		15,601								31		
1400696	Watertown	TN		03/26/2024		100,497								172		
1094184	Surprise	AZ		08/28/2023		128,714								313		
1094224	Indianapolis	IN		08/28/2023		18,598								35		
1338043	Memphis	TN		02/27/2024		14,900								30		
1383527	Kansas City	KS		03/21/2024		13,044								27		
1549272	St. Louis	MO		06/13/2024		10,766								27		
1400763	Lynchburg	VA		03/26/2024		24,540								44		
1416386	Durant	OK		03/27/2024		45,703								1,035		
1094175	Bluefield	WV		08/28/2023		45,866								107		
1056166	St Petersburg	FL		08/26/2022		7,245								17		
1250194	Sayreville	NJ		12/28/2023		81,090								95		
1250195	Jersey City	NJ		12/28/2023		142,010								303		
1074142	La Quinta	CA		03/28/2023		231,802								1,720		

E02.267

STATEMENT AS OF SEPTEMBER 30, 2024 OF THE First Allmerica Financial Life Insurance Company

**SCHEDULE B - PART 3**

Showing All Mortgage Loans DISPOSED, Transferred or Repaid During the Current Quarter

1 Loan Number	2 Location		4 Loan Type	5 Date Acquired	6 Disposal Date	7 Book Value/ Recorded Investment Excluding Accrued Interest Prior Year	8 Change in Book Value/Recorded Investment					14 Book Value/ Recorded Investment Excluding Accrued Interest on Disposal	15 Consid- eration	16 Foreign Exchange Gain (Loss) on Disposal	17 Realized Gain (Loss) on Disposal	18 Total Gain (Loss) on Disposal
	2 City	3 State					8 Unrealized Valuation Increase/ (Decrease)	9 Current Year's (Amortization) /Accretion	10 Current Year's Other- Than- Temporary Impairment Recognized	11 Capitalized Deferred Interest and Other	12 Total Change in Book Value (8+9-10+11)					
1418995	Doylestown	PA		03/28/2024		41,936								80		
1055920	Phoenix	AZ		08/26/2022		12,669								45		
1055930	Trenton	NJ		08/26/2022		3,155								10		
1413929	Fort Smith	AR		03/27/2024		4,634								281		
1337905	Grand Rapids	MI		02/27/2024		21,479								44		
1074077	Garland	TX		03/28/2023		27,537								41		
1086754	Hialeah	FL		06/08/2023		39,696								88		
1243527	Irving	TX		12/21/2023		158,518								319		
1095325	Canterbury	CT		09/18/2023		159,522								333		
1095340	Atlanta	GA		09/18/2023		119,489								296		
1241744	Philadelphia	PA		12/21/2023		405,489								822		
1329236	Dundalk	MD		02/23/2024		16,124								25		
1096595	Tampa	FL		09/25/2023		89,689								214		
1349062	Tampa	FL		03/06/2024		57,972								133		
1333485	New Haven	CT		02/26/2024		34,976								80		
1416593	Scranton	AR		03/27/2024		5,631								121		
1250503	Pioneer	CA		12/28/2023		62,060								114		
1417473	Bentonville	AR		03/27/2024		13,687								305		
1126389	Deland	FL		10/20/2023		59,843								86		
1290366	Streamwood	IL		01/25/2024		54,245								581		
1297218	Middlesboro	KY		01/30/2024		40,291								83		
1250589	Los Angeles	CA		12/28/2023		390,917								861		
1297530	South Bend	IN		01/30/2024		60,058								111		
1074621	Las Vegas	NV		04/28/2023		76,852								200		
1498601	Lorain	OH		05/16/2024		12,459								21		
1337761	Round Lake Beach	IL		02/27/2024		22,739								41		
1094741	Manchester	NH		09/07/2023		43,774								105		
1290362	Lathrop	CA		01/25/2024		183,604								292		
1076083	Nashville	TN		04/27/2023		43,405								109		
1415875	Tulsa	OK		03/27/2024		23,977								551		
1297564	Bethlehem	PA		01/30/2024		56,438								95		
1088669	Miramar	FL		06/28/2023		49,710								134		
1088846	Globe	AZ		06/28/2023		31,705								171		
1417308	Columbia	MO		03/27/2024		15,385								313		
1417323	Lawton	OK		03/27/2024		26,490								553		
1090740	Bainbridge Island	WA		07/12/2023		121,106								316		
1414786	Bartlesville	OK		03/27/2024		14,058								436		
1338073	Jersey City	NJ		02/27/2024		64,834								108		
1056311	Henrico	VA		08/26/2022		11,596								43		
1086784	Humble	TX		06/08/2023		44,178								95		
1056154	Baltimore	MD		08/26/2022		8,787								25		
1491098	Sun Valley	CA		05/10/2024		110,371								248		
1418854	Conover	NC		03/28/2024		12,033								30		
1348996	Gardnerville	NV		03/06/2024		127,117								284		
1565600	Liberty Hill	SC		06/25/2024		135,351								785		
1416948	Hot Springs	AR		03/27/2024		10,476								160		
1413901	Hollister	MO		03/27/2024		16,356								735		
1417016	Maumelle	AR		03/27/2024		12,340								266		
1091688	Denver	CO		07/25/2023		32,584								80		
1348861	Colorado Springs	CO		03/06/2024		297,230								779		
1437432	Bellerose	NY		04/10/2024		59,589								133		

E02.268

STATEMENT AS OF SEPTEMBER 30, 2024 OF THE First Allmerica Financial Life Insurance Company

**SCHEDULE B - PART 3**

Showing All Mortgage Loans DISPOSED, Transferred or Repaid During the Current Quarter

1 Loan Number	2 Location		4 Loan Type	5 Date Acquired	6 Disposal Date	7 Book Value/ Recorded Investment Excluding Accrued Interest Prior Year	8 Change in Book Value/Recorded Investment					14 Book Value/ Recorded Investment Excluding Accrued Interest on Disposal	15 Consid- eration	16 Foreign Exchange Gain (Loss) on Disposal	17 Realized Gain (Loss) on Disposal	18 Total Gain (Loss) on Disposal
	2 City	3 State					8 Unrealized Valuation Increase/ (Decrease)	9 Current Year's (Amortization) /Accretion	10 Current Year's Other- Than- Temporary Impairment Recognized	11 Capitalized Deferred Interest and Other	12 Total Change in Book Value (8+9-10+11)					
1349136	Nokesville	VA		03/06/2024		277,034							864			
1501476	Philadelphia	PA		05/28/2024		50,171							86			
1297297	Marietta	GA		01/30/2024		84,677							178			
1339934	Dahlonega	GA		02/28/2024		316,142							738			
1414866	Alpena	AR		03/27/2024		1,580							203			
1090789	Rocky River	OH		07/12/2023		24,848							45			
1417009	Joplin	MO		03/27/2024		15,732							355			
1250149	Newport Coast	CA		12/28/2023		722,223							1,229			
1417208	Mountain Home	AR		03/27/2024		7,556							176			
1076650	Bronx	NY		04/21/2023		188,393							422			
1415504	Fort Smith	AR		03/27/2024		13,189							1,287			
1414456	Goshen	AR		03/27/2024		14,349							443			
1413273	Anderson	MO		03/27/2024		2,113							163			
1417246	Sherwood	AR		03/27/2024		31,677							817			
1418948	Cypress	TX		03/28/2024		67,422							41,375			
1250318	Redford	MI		12/28/2023		27,475							48			
1416623	Rogers	AR		03/27/2024		18,356							394			
1224106	Los Angeles	CA		12/07/2023		617,526							1,774			
1337930	Pueblo	CO		02/27/2024		23,402							45			
1094171	Ocala	FL		08/28/2023		36,760							89			
1415312	Fort Smith	AR		03/27/2024		1,705							260			
1400670	Mission Viejo	CA		03/26/2024		83,530							201			
1569179	Salt Lake City	UT		06/26/2024		135,323							206			
1491084	Lehigh Acres	FL		05/10/2024		60,574							132			
1055879	Chesterfield	VA		08/26/2022		14,327							46			
1234880	Palm City	FL		12/14/2023		548,842							1,810			
1095329	Paterson	NJ		09/18/2023		159,416							376			
1501538	La Quinta	CA		05/28/2024		333,405							950			
1356008	Hicksville	NY		03/08/2024		76,295							142			
1209816	Woodlynne	NJ		11/29/2023		41,339							85			
1416851	Sand Springs	OK		03/27/2024		12,774							269			
1068592	Fresno	CA		01/26/2023		18,782							2,430			
1056086	Hazel Crest	IL		08/26/2022		5,130							15			
1355804	Chicago	IL		03/08/2024		30,444							52			
1400708	Cumming	GA		03/26/2024		86,257							200			
1085910	San Clemente	CA		05/25/2023		73,602							163			
1250617	Ellensburg	WA		12/28/2023		177,566							382			
1400690	Lapeer	MI		03/26/2024		42,102							88			
1437462	Naples	FL		04/10/2024		41,923							72			
1307620	Flushing	NY		02/08/2024		145,508							294			
1413158	Joplin	MO		03/27/2024		1,754							220			
1339927	Pacific Palisades	CA		02/28/2024		402,096							923			
1413715	Clarksville	AR		03/27/2024		4,180							306			
1565570	Kissimmee	FL		06/25/2024		62,925							104			
1416742	Oologah	OK		03/27/2024		24,584							546			
1414900	Mount Ida	AR		03/27/2024		27,661							664			
1414872	Crossett	AR		03/27/2024		8,034							259			
1418805	Danville	VA		03/28/2024		19,305							38			
1095355	Foothill Ranch	CA		09/18/2023		372,285							878			
1413977	Duncan	OK		03/27/2024		5,180							278			
1501622	Exeter	CA		05/28/2024		45,560							100			

E02.269

STATEMENT AS OF SEPTEMBER 30, 2024 OF THE First Allmerica Financial Life Insurance Company

**SCHEDULE B - PART 3**

Showing All Mortgage Loans DISPOSED, Transferred or Repaid During the Current Quarter

1 Loan Number	2 Location		4 Loan Type	5 Date Acquired	6 Disposal Date	7 Book Value/ Recorded Investment Excluding Accrued Interest Prior Year	8 Change in Book Value/Recorded Investment					14 Book Value/ Recorded Investment Excluding Accrued Interest on Disposal	15 Consid- eration	16 Foreign Exchange Gain (Loss) on Disposal	17 Realized Gain (Loss) on Disposal	18 Total Gain (Loss) on Disposal
	2 City	3 State					8 Unrealized Valuation Increase/ (Decrease)	9 Current Year's (Amortization) /Accretion	10 Current Year's Other- Than- Temporary Impairment Recognized	11 Capitalized Deferred Interest and Other	12 Total Change in Book Value (8+9-10+11)					
1565353	Kailua Kona	HI		06/25/2024		83,488							30,120			
1250218	Spring Hill	TN		12/28/2023		82,449							152			
1093342	Silver Creek	GA		08/09/2023		26,470							51			
1567984	Solana Beach	CA		06/26/2024		216,118							377			
1501552	Gloucester City	NJ		05/28/2024		35,986							81			
1085925	Dewey Beach	DE		05/25/2023		85,246							199			
1056220	Liberty	MO		08/26/2022		7,031							26			
1243556	Durango	CO		12/21/2023		489,208							762			
1250239	Philadelphia	PA		12/28/2023		23,667							49			
1349026	Milton	GA		03/06/2024		145,893							281			
1093936	Salinas	CA		08/17/2023		151,652							685			
1416070	Springdale	AR		03/27/2024		14,089							383			
1501486	Saint Petersburg	FL		05/28/2024		42,404							80			
1498482	Saint Charles	IL		05/16/2024		44,424							92			
1414975	Bentonville	AR		03/27/2024		17,742							913			
1090780	Biloxi	MS		07/12/2023		35,860							76			
1095345	Hoboken	NJ		09/18/2023		562,498							1,053			
1400791	Forney	TX		03/26/2024		21,586							46			
1569328	Riverbank	CA		06/26/2024		56,427							50			
1205285	Pembroke Pines	FL		11/28/2023		28,760							50			
1094256	Cape Coral	FL		08/28/2023		72,321							187			
1250185	Elmira	NY		12/28/2023		25,307							56			
1337916	Auburndale	FL		02/27/2024		22,572							42			
1093359	Shepherdsville	KY		08/09/2023		45,802							123			
1569246	Bakersfield	CA		06/26/2024		78,959							137			
1501477	Crookston	MIN		05/28/2024		21,271							38			
1243522	Henrico	VA		12/21/2023		139,125							297			
1079287	Lakewood	NJ		05/12/2023		97,676							251			
1569564	Venice	FL		06/26/2024		67,983							196			
1415960	Joplin	MO		03/27/2024		6,246							142			
1565412	Mc Allen	TX		06/25/2024		57,391							90			
1414114	Elgin	OK		03/27/2024		3,793							175			
1414244	Lonoke	AR		03/27/2024		3,618							173			
1233050	El Granada	CA		12/13/2023		342,044							803			
1329272	Fortuna	CA		02/23/2024		46,784							91			
1569487	Manhattan	KS		06/26/2024		41,053							76			
1565430	Indialantic	FL		06/25/2024		66,643							128			
1414087	Shawnee	OK		03/27/2024		2,235							477			
1199525	Dallas	TX		11/21/2023		174,926							353			
1135370	Fort Walton Beach	FL		10/27/2023		9,338							19			
1233007	Murrieta	CA		12/13/2023		722,075							1,626			
1383502	Jonesborough	TN		03/21/2024		36,903							69			
1094967	Pensacola	FL		09/08/2023		66,758							161			
1565497	Metairie	LA		06/25/2024		24,389							31			
1565526	Hudson	FL		06/25/2024		23,214							50			
1569353	Pueblo	CO		06/26/2024		28,931							32			
1205272	Weston	CT		11/28/2023		124,617							201			
1094781	Cameron	MO		09/07/2023		14,052							34			
1088887	Charlotte	NC		06/28/2023		25,591							42			
1088906	Tamarac	FL		06/28/2023		31,851							193			
1126397	Boise	ID		10/20/2023		31,026							53			

E02.270

STATEMENT AS OF SEPTEMBER 30, 2024 OF THE First Allmerica Financial Life Insurance Company

**SCHEDULE B - PART 3**

Showing All Mortgage Loans DISPOSED, Transferred or Repaid During the Current Quarter

1 Loan Number	2 Location		4 Loan Type	5 Date Acquired	6 Disposal Date	7 Book Value/ Recorded Investment Excluding Accrued Interest Prior Year	8 Change in Book Value/Recorded Investment					14 Book Value/ Recorded Investment Excluding Accrued Interest on Disposal	15 Consid- eration	16 Foreign Exchange Gain (Loss) on Disposal	17 Realized Gain (Loss) on Disposal	18 Total Gain (Loss) on Disposal
	2 City	3 State					8 Unrealized Valuation Increase/ (Decrease)	9 Current Year's (Amortization) /Accretion	10 Current Year's Other- Than- Temporary Impairment Recognized	11 Capitalized Deferred Interest and Other	12 Total Change in Book Value (8+9-10+11)					
1093957	Oxnard	CA		08/17/2023		287,688								657		
1569304	Batavia	NY		06/26/2024		32,326								43		
1067174	Annapolis	MD		12/22/2022		85,571								250		
1233107	Lehigh Acres	FL		12/13/2023		85,011								232		
1491210	Summerville	SC		05/10/2024		88,723								128		
1567993	Plantation Key	FL		06/26/2024		354,452								1,887		
1337894	Bourbonnais	IL		02/27/2024		16,817								35		
1093392	Granada Hills	CA		08/09/2023		132,788								396		
1086671	Kissimmee	FL		06/08/2023		201,998								406		
1076070	Dove Creek	CO		04/27/2023		13,526								21		
1415832	Lonoke	AR		03/27/2024		7,904								175		
1415872	Eureka Spgs	AR		03/27/2024		27,516								608		
1080162	Sacramento	CA		05/15/2023		35,750								79		
1569575	Dearborn	MI		06/26/2024		32,042								38		
1415779	Saint Joseph	MO		03/27/2024		3,376								346		
1415987	Siloam Spgs	AR		03/27/2024		6,573								148		
1080216	San Francisco	CA		05/15/2023		97,258								230		
1329229	Cottage Grove	OR		02/23/2024		25,072								224		
1437281	Ashburn	VA		04/10/2024		46,809								71		
1090855	Hialeah	FL		07/12/2023		22,810								227		
1090870	Spring	TX		07/17/2023		119,104								309		
1414186	Springdale	AR		03/27/2024		3,983								172		
1414192	Kansas City	MO		03/27/2024		9,204								500		
1056314	Meridianville	AL		08/26/2022		10,413								33		
1565457	San Antonio	FL		06/25/2024		43,634								168		
1412947	Tulsa	OK		03/27/2024		8,743								1,648		
1415780	Russellville	AR		03/27/2024		32,900								613		
1383523	Salisbury	MD		03/21/2024		17,847								33		
1565545	Dewey	AZ		06/25/2024		71,508								100		
1077366	Spring City	TN		05/03/2023		221,586								661		
1067189	Phoenix	AZ		12/22/2022		86,131								223		
1088810	Weston	MA		06/28/2023		524,486								1,094		
1088848	Sequim	WA		06/28/2023		130,538								320		
1080163	Pueblo	CO		05/15/2023		9,096								15		
1056268	Canonsburg	PA		08/26/2022		4,517								233		
1056234	Lubbock	TX		08/26/2022		9,648								51		
1233153	Panama City	FL		12/13/2023		85,417								184		
1491053	Indianapolis	IN		05/10/2024		28,851								65		
1569269	Bay Point	CA		06/26/2024		77,434								191		
1094225	Indianapolis	IN		08/28/2023		50,279								95		
1087338	Houston	TX		06/21/2023		89,180								285		
1290420	Lawrenceville	GA		01/25/2024		105,832								182		
1290813	Harrisonburg	VA		01/25/2024		39,269								87		
1126420	Sacramento	CA		10/20/2023		49,490								121		
1234877	Burdett	NY		12/14/2023		946,388								2,769		
1056265	Lubbock	TX		08/26/2022		8,212								29		
1233111	Lexington	SC		12/13/2023		66,715								14,897		
1569456	Sevierville	TN		06/26/2024		385,835								539		
1415908	Broken Arrow	OK		03/27/2024		14,761								370		
1349104	Glasgow	KY		03/06/2024		200,573								412		
1349126	Hastings	MI		03/06/2024		123,778								331		

E02.271



STATEMENT AS OF SEPTEMBER 30, 2024 OF THE First Allmerica Financial Life Insurance Company

**SCHEDULE B - PART 3**

Showing All Mortgage Loans DISPOSED, Transferred or Repaid During the Current Quarter

1 Loan Number	2 Location		4 Loan Type	5 Date Acquired	6 Disposal Date	7 Book Value/ Recorded Investment Excluding Accrued Interest Prior Year	8 Change in Book Value/Recorded Investment					14 Book Value/ Recorded Investment Excluding Accrued Interest on Disposal	15 Consid- eration	16 Foreign Exchange Gain (Loss) on Disposal	17 Realized Gain (Loss) on Disposal	18 Total Gain (Loss) on Disposal
	2 City	3 State					8 Unrealized Valuation Increase/ (Decrease)	9 Current Year's (Amortization) /Accretion	10 Current Year's Other- Than- Temporary Impairment Recognized	11 Capitalized Deferred Interest and Other	12 Total Change in Book Value (8+9-10+11)					
1415866	Little Rock	AR		03/27/2024		91,705								2,052		
1414205	Fort Smith	AR		03/27/2024		12,686								568		
1080437	Gilbert	AZ		05/15/2023		74,792								204		
1094936	Greer	SC		09/07/2023		40,068								97		
1094924	Frederickburg	VA		09/07/2023		23,182								5,867		
1569516	Louisville	KY		06/26/2024		27,729								50		
1569512	Sanford	FL		06/26/2024		37,661								86		
1355962	Liberty Hill	TX		03/08/2024		116,252								151		
1414090	Springdale	AR		03/27/2024		12,206								496		
1416161	Benton	AR		03/27/2024		27,940								1,107		
1076092	Indian Shores	FL		04/27/2023		87,943								197		
1076101	Davenport	FL		04/27/2023		23,809								49		
1074571	Beaverton	OR		03/29/2023		11,337								31		
1074575	Great Neck	NY		03/29/2023		58,770								241		
1233002	Louisville	KY		12/13/2023		163,924								382		
1569491	Indio	CA		06/26/2024		74,280								98		
1241767	Alpharetta	GA		12/21/2023		218,051								442		
1243521	Hallandale Bch	FL		12/21/2023		138,767								256		
1415956	Bartlesville	OK		03/27/2024		27,095								716		
1549070	Baltimore	MD		06/13/2024		25,123								248		
1080193	Santa Rosa	CA		05/15/2023		26,117								65		
1349053	Sacramento	CA		03/06/2024		149,416								354		
1093966	Buda	TX		08/17/2023		152,982								1,952		
1418979	Woodland Hills	CA		03/28/2024		60,972								84		
1290425	Highlands Ranch	CO		01/25/2024		231,645								384		
1126409	Hollywood	MD		10/20/2023		51,279								132		
1234848	Houston	TX		12/14/2023		367,994								31,793		
1290867	Cherryville	NC		01/25/2024		45,143								97		
1491134	Glendale	CA		05/10/2024		151,285								210		
1491188	Brooklyn	NY		05/10/2024		51,745								144		
1094929	Dayton	OH		09/07/2023		26,969								69		
1569538	Augusta	GA		06/26/2024		13,217								27		
1199543	New Braunfels	TX		11/21/2023		55,822								122		
1074579	Apache Junction	AZ		03/29/2023		34,077								196		
1415949	Bella Vista	AR		03/27/2024		16,594								1,309		
1078922	Orange	CA		05/09/2023		411,191								1,613		
1080327	Paradise Valley	AZ		05/15/2023		68,189								187		
1356082	Ponte Vedra Beach	FL		03/08/2024		237,993								413		
1414155	Lampe	MO		03/27/2024		7,721								537		
1329221	Tucson	AZ		02/23/2024		27,330								52		
1437258	Fall River Mills	CA		04/10/2024		26,196								29		
1348886	West Palm Beach	FL		03/06/2024		98,590								236		
1290220	Kittery	ME		01/25/2024		208,945								5,407		
1094927	Fulshear	TX		09/07/2023		135,274								206		
1414211	Kansas City	MO		03/27/2024		5,766								248		
1414282	Van Buren	AR		03/27/2024		12,043								503		
1569518	Cleveland	OH		06/26/2024		14,373								14		
1337889	Cleveland	OH		02/27/2024		18,667								24		
1233088	Far Rockaway	NY		12/13/2023		345,017								715		
1076128	Rogers	TX		04/27/2023		39,430								197		
1416002	Spiro	OK		03/27/2024		7,930								373		

E02.272

STATEMENT AS OF SEPTEMBER 30, 2024 OF THE First Allmerica Financial Life Insurance Company

**SCHEDULE B - PART 3**

Showing All Mortgage Loans DISPOSED, Transferred or Repaid During the Current Quarter

1 Loan Number	2 Location		4 Loan Type	5 Date Acquired	6 Disposal Date	7 Book Value/ Recorded Investment Excluding Accrued Interest Prior Year	8 Change in Book Value/Recorded Investment					14 Book Value/ Recorded Investment Excluding Accrued Interest on Disposal	15 Consid- eration	16 Foreign Exchange Gain (Loss) on Disposal	17 Realized Gain (Loss) on Disposal	18 Total Gain (Loss) on Disposal
	2 City	3 State					8 Unrealized Valuation Increase/ (Decrease)	9 Current Year's (Amortization) /Accretion	10 Current Year's Other- Than- Temporary Impairment Recognized	11 Capitalized Deferred Interest and Other	12 Total Change in Book Value (8+9-10+11)					
1290201	Bonita Springs	FL		01/25/2024		104,425								207		
1272107	Southampton	PA		01/09/2024		157,654								337		
1417195	Greenwood	AR		03/27/2024		21,775								463		
1076653	Orlando	FL		04/21/2023		39,758								121		
1088840	Columbia	SC		06/28/2023		35,502								96		
1088831	Sevierville	TN		06/28/2023		265,614								1,798		
1094761	Bronx	NY		09/07/2023		68,681								148		
1565472	Phoenix	AZ		06/25/2024		51,772								114		
1565516	Beaufort	SC		06/25/2024		73,436								89		
1419003	Cleveland	OH		03/28/2024		20,867								35		
1094207	Glendale	AZ		08/28/2023		72,290								175		
1234870	Las Vegas	NV		12/14/2023		432,398								1,155		
1056244	Philadelphia	PA		08/26/2022		5,872								127		
1093953	Yashon	WA		08/17/2023		246,740								788		
1290924	Edgewater	NJ		01/25/2024		108,676								249		
1569545	Fitchburg	MA		06/26/2024		90,246								121		
1290409	Philadelphia	PA		01/25/2024		23,641								626		
1349129	Atlanta	GA		03/06/2024		184,774								495		
1415959	Lowell	AR		03/27/2024		11,807								572		
1233000	Cave Creek	AZ		12/13/2023		453,118								1,085		
1094836	Tucson	AZ		09/07/2023		34,172								83		
1565429	Hedgesville	WV		06/25/2024		29,715								20		
1349108	Aubrey	TX		03/06/2024		131,746								235		
1329243	Grant Valkaria	FL		02/23/2024		29,932								313		
1437275	Harrisburg	PA		04/10/2024		11,997								22		
1491214	Los Angeles	CA		05/10/2024		79,193								95		
1348859	Washington	DC		03/06/2024		157,672								325		
1290234	Oceanside	CA		01/25/2024		700,482								1,363		
1437260	Kansas City	MO		04/10/2024		21,727								49		
1056301	Oshkosh	WI		08/26/2022		4,133								12		
1066504	Miami	FL		11/22/2022		52,576								133		
1061575	Charleston	WV		10/26/2022		51,637								88		
1565445	Brighton	TN		06/25/2024		50,972								38		
1241753	Snohomish	WA		12/21/2023		215,762								449		
1414062	Inala	OK		03/27/2024		3,956								498		
1199531	Lake Forest	CA		11/21/2023		354,978								717		
1290937	Tampa	FL		01/25/2024		33,973								58		
1055970	Markham	IL		08/26/2022		5,273								9		
1232991	Neptune	NJ		12/13/2023		155,251								268		
1272098	Carlsbad	CA		01/09/2024		302,119								823		
1241703	Titusville	FL		12/21/2023		116,378								171		
1074665	Lake Worth	FL		04/28/2023		90,697								232		
1199544	Anaheim	CA		11/21/2023		231,048								490		
1094790	Phoenix	AZ		09/07/2023		14,113								36		
1056229	Gary	IN		08/26/2022		3,939								14		
1080235	Elkton	MD		05/15/2023		29,878								68		
1349054	Dallas	GA		03/06/2024		88,584								188		
1088875	Hawthorne	CA		06/28/2023		165,710								279		
1093400	Fontana	CA		08/09/2023		105,076								434		
1437167	Pooler	GA		04/10/2024		34,366								72		
1569259	Eugene	OR		06/26/2024		78,332								184		

E02.273

STATEMENT AS OF SEPTEMBER 30, 2024 OF THE First Allmerica Financial Life Insurance Company

**SCHEDULE B - PART 3**

Showing All Mortgage Loans DISPOSED, Transferred or Repaid During the Current Quarter

1 Loan Number	2 Location		4 Loan Type	5 Date Acquired	6 Disposal Date	7 Book Value/ Recorded Investment Excluding Accrued Interest Prior Year	8 Change in Book Value/Recorded Investment					14 Book Value/ Recorded Investment Excluding Accrued Interest on Disposal	15 Consid- eration	16 Foreign Exchange Gain (Loss) on Disposal	17 Realized Gain (Loss) on Disposal	18 Total Gain (Loss) on Disposal	
	2 City	3 State					8 Unrealized Valuation Increase/ (Decrease)	9 Current Year's (Amortization) /Accretion	10 Current Year's Other- Than- Temporary Impairment Recognized	11 Capitalized Deferred Interest and Other	12 Total Change in Book Value (8+9-10+11)						13 Total Foreign Exchange Change in Book Value
1094054	Rocky Mount	NC		08/28/2023		41,006											90
1234891	Carlsbad	CA		12/14/2023		666,821											1,619
1569230	Nashville	TN		06/26/2024		49,325											184
1501468	Cincinnati	OH		05/28/2024		22,221											56
1243535	Boiling Springs	SC		12/21/2023		210,062											331
1415930	Yellville	AR		03/27/2024		15,749											346
1080155	Denver	CO		05/15/2023		43,435											94
1056224	Philadelphia	PA		08/26/2022		8,569											32
1272095	Reno	NV		01/09/2024		624,921											1,404
1569561	Tulsa	OK		06/26/2024		21,097											43
1086785	Corona	CA		06/08/2023		64,268											77
1126416	Modesto	CA		10/20/2023		58,030											110
1349094	Hesperia	MI		03/06/2024		71,420											167
1349134	Eastvale	CA		03/06/2024		346,496											754
1416011	Rogers	AR		03/27/2024		13,268											291
1080232	Riverside	CA		05/15/2023		53,391											82
1414168	Springdale	AR		03/27/2024		10,463											456
1437266	Holmes Beach	FL		04/10/2024		354,829											478
1056273	Hancock	MI		08/26/2022		5,624											18
1348823	Sunrise	FL		03/06/2024		99,079											245
1094954	Fairfield	CA		09/07/2023		14,298											42
1414234	Dewey	OK		03/27/2024		6,427											229
1056321	Seattle	WA		08/26/2022		18,961											101
1094923	Little River	SC		09/07/2023		25,357											59
1066477	Warner Robins	GA		11/22/2022		28,397											69
1565443	Garland	TX		06/25/2024		38,819											57
1414063	Fordland	MO		03/27/2024		2,032											97
1400816	Destin	FL		03/26/2024		58,368											121
1400757	Waukegan	IL		03/26/2024		23,576											43
1568045	Oceanside	CA		06/26/2024		156,032											206
1290855	Donnelly	ID		01/25/2024		331,131											657
1055938	Jackson	TN		08/26/2022		5,119											20
1415995	Centerton	AR		03/27/2024		8,492											522
1416040	Lakeview	AR		03/27/2024		19,755											634
1233015	Camp Hill	PA		12/13/2023		113,231											954
1383504	Forest	VA		03/21/2024		26,949											1,457
1290200	Clovis	CA		01/25/2024		400,979											639
1569474	Detroit	MI		06/26/2024		10,780											10
1569508	Daytona Beach	FL		06/26/2024		35,712											49
1080192	Midland	TX		05/15/2023		92,687											108
1056254	Little Egg Harbor Twp	NJ		08/26/2022		5,945											23
1080214	Tampa	FL		05/15/2023		18,145											40
1199542	Dallas	TX		11/21/2023		223,263											522
1234913	Sacramento	CA		12/14/2023		1,073,059											3,008
1416096	Hot Springs	AR		03/27/2024		15,755											428
1416052	Fort Smith	AR		03/27/2024		23,577											524
1055965	Niles	OH		08/26/2022		4,962											14
1078915	Medford	OR		05/09/2023		72,601											209
1094764	Arverne	NY		09/07/2023		56,875											136
1234887	Palmetto	GA		12/14/2023		451,654											1,027
1066487	Norcross	GA		11/22/2022		40,416											111

E02.274

STATEMENT AS OF SEPTEMBER 30, 2024 OF THE First Allmerica Financial Life Insurance Company

**SCHEDULE B - PART 3**

Showing All Mortgage Loans DISPOSED, Transferred or Repaid During the Current Quarter

1 Loan Number	2 Location		4 Loan Type	5 Date Acquired	6 Disposal Date	7 Book Value/ Recorded Investment Excluding Accrued Interest Prior Year	8 Change in Book Value/Recorded Investment					14 Book Value/ Recorded Investment Excluding Accrued Interest on Disposal	15 Consid- eration	16 Foreign Exchange Gain (Loss) on Disposal	17 Realized Gain (Loss) on Disposal	18 Total Gain (Loss) on Disposal
	2 City	3 State					8 Unrealized Valuation Increase/ (Decrease)	9 Current Year's (Amortization) /Accretion	10 Current Year's Other- Than- Temporary Impairment Recognized	11 Capitalized Deferred Interest and Other	12 Total Change in Book Value (8+9-10+11)					
1233055	Locust Valley	NY		12/13/2023		785,641							915			
1491149	Macon	GA		05/10/2024		20,507							46			
1437245	Brewster	NY		04/10/2024		48,779							99			
1233034	Charlotte	NC		12/13/2023		710,065							1,499			
1080145	Brookshire	TX		05/15/2023		11,446							872			
1383812	New Haven	CT		03/21/2024		42,025							94			
1290406	Newport Beach	CA		01/25/2024		230,052							608			
1094809	Lake Worth Beach	FL		09/07/2023		42,983							98			
1094823	Largo	FL		09/07/2023		25,641							69			
1549075	Orange	CA		06/13/2024		309,523							4,168			
1078929	Merritt Island	FL		05/09/2023		80,684							258			
1565410	New Haven	CT		06/25/2024		40,251							56			
1414222	Springdale	AR		03/27/2024		13,919							596			
1056336	Archdale	NC		08/26/2022		6,815							22			
1565453	Parkland	FL		06/25/2024		171,772							231			
1565454	Fayetteville	WV		06/25/2024		30,456							45			
1290871	West Palm Beach	FL		01/25/2024		68,806							136			
1290890	Jackson	TN		01/25/2024		31,328							170			
1055951	Fort Worth	TX		08/26/2022		9,848							32			
1498669	Boynton Beach	FL		05/16/2024		26,087							46			
1126356	Highlands	NC		10/20/2023		44,952							60			
1416051	Rogers	AR		03/27/2024		22,199							485			
1356088	Laguna Niguel	CA		03/08/2024		177,332							365			
1565548	Houston	TX		06/25/2024		63,791							127			
1349059	Fernandina Beach	FL		03/06/2024		80,037							749			
1491048	El Paso	TX		05/10/2024		42,573							62			
1088932	Towson	MD		06/28/2023		19,998							42			
1437163	Goose Creek	SC		04/10/2024		34,238							70			
1569286	Homestead	FL		06/26/2024		66,877							189			
1094220	West Palm Beach	FL		08/28/2023		85,597							206			
1290827	Louisville	KY		01/25/2024		32,615							54			
1126402	Ontario	CA		10/20/2023		41,157							91			
1056238	Memphis	TN		08/26/2022		5,184							17			
1498427	Newburgh	NY		05/16/2024		25,995							55			
1498453	North Richland Hills	TX		05/16/2024		44,317							98			
1491125	Bridgeton	NJ		05/10/2024		27,227							61			
1086790	Laredo	TX		06/08/2023		58,749							129			
1074413	Long Beach	CA		03/29/2023		49,437							122			
1094799	Loganville	GA		09/07/2023		17,660							1,226			
1080228	South River	NJ		05/15/2023		40,311							83			
1356095	Brooklyn	NY		03/08/2024		82,003							171			
1348822	Burnet	TX		03/06/2024		69,512							106			
1348881	Palm Coast	FL		03/06/2024		74,076							150			
1090835	Huntersville	NC		07/12/2023		42,330							184			
1090854	Longboat Key	FL		07/12/2023		115,948							225			
1290224	Tuscaloosa	AL		01/25/2024		130,941							188			
1569499	Pineville	NC		06/26/2024		55,066							83			
1414089	Broken Arrow	OK		03/27/2024		9,652							396			
1232994	Whittier	CA		12/13/2023		370,932							7,621			
1356107	Menifee	CA		03/08/2024		62,638							137			
1290219	Petaluma	CA		01/25/2024		349,591							612			

E02.275

STATEMENT AS OF SEPTEMBER 30, 2024 OF THE First Allmerica Financial Life Insurance Company

**SCHEDULE B - PART 3**

Showing All Mortgage Loans DISPOSED, Transferred or Repaid During the Current Quarter

1 Loan Number	2 Location		4 Loan Type	5 Date Acquired	6 Disposal Date	7 Book Value/ Recorded Investment Excluding Accrued Interest Prior Year	8 Change in Book Value/Recorded Investment					14 Book Value/ Recorded Investment Excluding Accrued Interest on Disposal	15 Consid- eration	16 Foreign Exchange Gain (Loss) on Disposal	17 Realized Gain (Loss) on Disposal	18 Total Gain (Loss) on Disposal
	2 City	3 State					8 Unrealized Valuation Increase/ (Decrease)	9 Current Year's (Amortization) /Accretion	10 Current Year's Other- Than- Temporary Impairment Recognized	11 Capitalized Deferred Interest and Other	12 Total Change in Book Value (8+9-10+11)					
1272130	Deer Park	IL		01/09/2024		194,454							290			
1088813	Henderson	NV		06/28/2023		185,431							587			
1086673	Palm Bay	FL		06/08/2023		66,817							179			
1329246	Riverdale	IL		02/23/2024		16,312							25			
1437256	Lake Worth	FL		04/10/2024		46,329							86			
1067175	Ponca City	OK		12/22/2022		48,963							70			
1349098	Midland	NC		03/06/2024		111,538							183			
1094258	Port Charlotte	FL		08/28/2023		140,253							471			
1135257	Alpharetta	GA		10/27/2023		37,902							136			
1056272	Fort Myers Beach	FL		08/26/2022		31,788							112			
<b>0299999. Mortgages with partial repayments</b>						<b>1,155,384,129</b>		<b>(625)</b>			<b>(625)</b>	<b>627,345</b>	<b>10,341,970</b>	<b>13,519</b>		<b>13,519</b>
1501716	Long Branch	NJ		05/28/2024								194,221	194,300			79
1337932	Huntsville	AL		02/27/2024								25,051	25,060			8
1501675	Madisonville	LA		05/28/2024								172,313	172,385			72
1349005	Porterdale	GA		03/06/2024								83,381	83,411			30
1349077	Dover	NH		03/06/2024								186,554	186,645			91
1349047	Tampa	FL		03/06/2024								100,119	100,155			36
1501676	Huntersville	NC		05/28/2024								99,662	99,696			34
1383684	Laurel	MD		03/21/2024								21,379	21,388			8
1383637	Westminster	CA		03/21/2024								29,634	29,644			10
1491050	Hoquiam	WA		05/10/2024								32,553	32,562			9
1418737	East Windsor	NJ		03/28/2024								36,014	36,033			19
1418736	Lansing	MI		03/28/2024								12,246	12,353			107
1337944	East Windsor	NJ		02/27/2024								15,183	15,191			8
1501442	Larksville	PA		05/28/2024								31,672	31,686			14
1383613	Montgomery	TX		03/21/2024								22,789	22,797			7
1355831	Mabank	TX		03/08/2024								22,541	22,442			(99)
1501728	Oceanside	CA		05/28/2024								142,235	142,266			32
1329174	Atlanta	GA		02/23/2024								60,641	60,666			25
1355829	Mabank	TX		03/08/2024								22,541	22,410			(130)
1355832	Mabank	TX		03/08/2024								22,541	22,442			(99)
1355830	Mabank	TX		03/08/2024								22,541	22,410			(130)
1355828	Mabank	TX		03/08/2024								22,541	22,434			(106)
1390651	Mabank	TX		03/26/2024								22,542	22,446			(96)
1292826	Astoria	NY		01/26/2024								362,385	362,577			192
1250638	Queen Creek	AZ		12/28/2023		153,171						153,143	159,483			6,340
1491312	Pleasant Grove	UT		05/10/2024								52,364	52,355			(9)
1250466	West Hempstead	NY		12/28/2023		88,565						88,465	88,528			63
1355997	Greensboro	GA		03/08/2024								77,387	77,407			21
1383584	Atlanta	GA		03/21/2024								22,650	22,643			(7)
1292809	Panama City	FL		01/26/2024								186,328	186,200			(129)
1383687	Sevierville	TN		03/21/2024								53,522	53,512			(10)
1498483	Pigeon Forge	TN		05/16/2024								68,098	68,118			20
1549109	Greenville	TX		06/13/2024								33,275	33,282			7
1549167	Spring	TX		06/13/2024								38,384	38,392			8
1569069	Government Camp	OR		06/26/2024								161,221	161,253			32
1549299	Missouri City	TX		06/13/2024								57,288	57,301			13
1569253	Irvine	CA		06/26/2024								85,046	85,057			11
1569542	Stony Point	NY		06/26/2024								102,600	102,617			17
1569510	New Orleans	LA		06/26/2024								50,307	50,316			9
1569554	Lafayette	LA		06/26/2024								30,053	30,058			5

E02.276

STATEMENT AS OF SEPTEMBER 30, 2024 OF THE First Allmerica Financial Life Insurance Company

**SCHEDULE B - PART 3**

Showing All Mortgage Loans DISPOSED, Transferred or Repaid During the Current Quarter

1 Loan Number	Location		4 Loan Type	5 Date Acquired	6 Disposal Date	7 Book Value/ Recorded Investment Excluding Accrued Interest Prior Year	Change in Book Value/Recorded Investment					14 Book Value/ Recorded Investment Excluding Accrued Interest on Disposal	15 Consid- eration	16 Foreign Exchange Gain (Loss) on Disposal	17 Realized Gain (Loss) on Disposal	18 Total Gain (Loss) on Disposal
	2 City	3 State					8 Unrealized Valuation Increase/ (Decrease)	9 Current Year's (Amortization) /Accretion	10 Current Year's Other- Than- Temporary Impairment Recognized	11 Capitalized Deferred Interest and Other	12 Total Change in Book Value (8+9-10+11)					
1498591 .....	Miami Gardens .....	FL .....		.05/16/2024 .....								62,238 .....	62,258 .....		.20 .....	.20 .....
1569095 .....	Kansas City .....	MO .....		.06/26/2024 .....								30,143 .....	30,149 .....		.6 .....	.6 .....
1549121 .....	Davenport .....	FL .....		.06/13/2024 .....								48,688 .....	48,698 .....		.10 .....	.10 .....
0399999. Mortgages disposed						241,736						3,164,477	3,171,026		6,549	6,549
0599999 - Totals						1,199,306,269		(2,142)			(2,142)	47,073,650	55,985,418	13,519	(802,857)	(789,338)

STATEMENT AS OF SEPTEMBER 30, 2024 OF THE First Allmerica Financial Life Insurance Company

**SCHEDULE BA - PART 2**

Showing Other Long-Term Invested Assets ACQUIRED AND ADDITIONS MADE During the Current Quarter

1 CUSIP Identification	2 Name or Description	3 Location		5 Name of Vendor or General Partner	6 NAIC Designation, NAIC Designation Modifier and SVO Admini- strative Symbol	7 Date Originally Acquired	8 Type and Strategy	9 Actual Cost at Time of Acquisition	10 Additional Investment Made After Acquisition	11 Amount of Encumbrances	12 Commitment for Additional Investment	13 Percentage of Ownership
		City	State									
GA2309-98-3	BIRCH CREEK DEVELOPMENT LOAN FACILITY - ABS		US	BIRCH CREEK DEVELOPMENT LOAN FACILITY -		09/28/2023		2,197,541				
<b>2999999. Collateral Loans - Unaffiliated</b>												
BGA0R9-0F-4	WALR 2019-1 Class R - ABS		US	WALR 2019-1 Class R - ABS		07/17/2024		12,624,035				XXX
BGA10J-72-8	BLUE EAGLE 2022-1D TRANCHE R		US	BLUE EAGLE 2022-1D TRANCHE R		07/17/2024		29,488,874				
45033*-AD-8	WABW 2023 LLC Class R - ABS		US	WABW 2023 LLC Class R - ABS		06/21/2024		1,618,156				
GA2403-FO-1	JGBY 2024-1 Class R - ABS		US	JGBY 2024-1 Class R - ABS		05/01/2024		5,609,140				
GA2406-E1-0	DMAZ 2022-1F Class R		US	DMAZ 2022-1F Class R		06/06/2024		710,157				
GA2406-06-9	HECR 2022-1E Class R		US	HECR 2022-1E Class R		06/06/2024		717,756				
43300B-AF-9	HIMT TRUST 2021-A Class F - ABS		US	HIMT TRUST 2021-A Class F - ABS		06/14/2024		316,436				
GA2407-17-D	RWINV 2024 Class R - ABS		US	RWINV 2024 Class R - ABS		07/31/2024		535,434				
<b>4799999. Residual Tranches or Interests with Underlying Assets Having Characteristics of Fixed Income Instruments - Affiliated</b>												
45675M-AD-2	IAH 2020 LLC - Class R - ABS		US	IAH 2020 LLC - Class R - ABS		05/28/2024		3,575,002				XXX
456949-AA-4	INFINITY LAND ASSET HOLDINGS LLC - ABS		US	INFINITY LAND ASSET HOLDINGS LLC - ABS		06/12/2024		478,185				
047698-AA-3	ATLANTA ASSET HOLDINGS LLC - ABS		US	ATLANTA ASSET HOLDINGS LLC - ABS		06/12/2024		102,906				
GA2409-21-9	SBKR 2024-1 Class R - ABS		US	SBKR 2024-1 Class R - ABS		09/09/2024		661,524				
<b>5799999. Residual Tranches or Interests with Underlying Assets Having Characteristics of Other - Affiliated</b>												
								4,817,617				XXX
<b>6099999. Total - Unaffiliated</b>												
								2,197,541				XXX
<b>6199999. Total - Affiliated</b>												
								56,437,605				XXX
<b>6299999 - Totals</b>												
								58,635,146				XXX

**SCHEDULE BA - PART 3**

Showing Other Long-Term Invested Assets DISPOSED, Transferred or Repaid During the Current Quarter

1 CUSIP Identification	2 Name or Description	3 Location		5 Name of Purchaser or Nature of Disposal	6 Date Originally Acquired	7 Disposal Date	8 Book/ Adjusted Carrying Value Less Encum- brances, Prior Year	9 Change in Book/Adjusted Carrying Value						15 Book/ Adjusted Carrying Value Less Encum- brances on Disposal	16 Consid- eration	17 Foreign Exchange Gain (Loss) on Disposal	18 Realized Gain (Loss) on Disposal	19 Total Gain (Loss) on Disposal	20 Invest- ment Income
		City	State					9 Unrealized Valuation Increase/ (De- crease)	10 Current Year's (Depre- ciation) or (Amorti- zation)/ Accretion	11 Current Year's Other Than Temporary Impair- ment Recog- nized	12 Capital- ized Deferred Interest and Other	13 Total Change in Book/ Adjusted Carrying Value (9+10- 11+12)	14 Total Foreign Exchange Change in Book/ Adjusted Carrying Value						
GA2406-CA-E	AGAMERICA 2024 - ABS		US	AGAMERICA 2024 - ABS	06/12/2024	09/23/2024				(3)			(3)	5,372,500	5,372,500				62,060
<b>1199999. Non-Registered Private Funds - Mortgage Loans - Unaffiliated</b>																			
43300B-AF-9	HIMT TRUST 2021-A Class F - ABS		US	HIMT TRUST 2021-A Class F - ABS	06/14/2024	09/25/2024							(3)	5,372,500	5,372,500				62,060
BGA0ZG-DM-7	DUBLIN ASSET HOLDINGS 3 B (AVOLON)		US	DUBLIN ASSET HOLDINGS 3 B (AVOLON)	02/27/2023	09/16/2024	28,691	12,844	(60)				12,784	339,861	339,861				1,567
GA2403-FO-1	JGBY 2024-1 Class R - ABS		US	JGBY 2024-1 Class R - ABS	05/01/2024	08/20/2024							1,366,212	1,366,212	1,366,212				11,532
GA2406-E1-0	DMAZ 2022-1F Class R		US	DMAZ 2022-1F Class R	06/06/2024	07/01/2024							654,542	654,542	654,542				
GA2406-06-9	HECR 2022-1E Class R		US	HECR 2022-1E Class R	06/06/2024	07/01/2024							663,730	663,730	663,730				
<b>4799999. Residual Tranches or Interests with Underlying Assets Having Characteristics of Fixed Income Instruments - Affiliated</b>																			
456949-AA-4	INFINITY LAND ASSET HOLDINGS LLC - ABS		US	INFINITY LAND ASSET HOLDINGS LLC - ABS	06/12/2024	07/01/2024							12,784	3,065,820	3,065,820				13,099
047698-AA-3	ATLANTA ASSET HOLDINGS LLC - ABS		US	ATLANTA ASSET HOLDINGS LLC - ABS	06/12/2024	07/01/2024							478,185	478,185	478,185				
								102,906				102,906	102,906	102,906					

STATEMENT AS OF SEPTEMBER 30, 2024 OF THE First Allmerica Financial Life Insurance Company

**SCHEDULE BA - PART 3**

Showing Other Long-Term Invested Assets DISPOSED, Transferred or Repaid During the Current Quarter

1 CUSIP Identification	2 Name or Description	Location		5 Name of Purchaser or Nature of Disposal	6 Date Originally Acquired	7 Disposal Date	8 Book/ Adjusted Carrying Value Less Encum- brances, Prior Year	Change in Book/Adjusted Carrying Value						15 Book/ Adjusted Carrying Value Less Encum- brances on Disposal	16 Consid- eration	17 Foreign Exchange Gain (Loss) on Disposal	18 Realized Gain (Loss) on Disposal	19 Total Gain (Loss) on Disposal	20 Invest- ment Income
		3 City	4 State					9 Unrealized Valuation Increase/ (De- crease)	10 Current Year's (Depre- ciation) or (Amorti- zation)/ Accretion	11 Current Year's Other Than Temporary Impair- ment Recogn- ized	12 Capital- ized Deferred Interest and Other	13 Total Change in Book/ Adjusted Carrying Value (9+10- 11+12)	14 Total Foreign Exchange Change in Book/ Adjusted Carrying Value						
BGA10A-CT-2 .....	INFINITY ASSET HLDS 2020 CLASS D - ABS .....	.....	.....US.....	INFINITY ASSET HLDS 2020 CLASS D - ABS	12/29/2021 ...	07/31/2024 ...	2,967,772	607,229				607,229	3,575,002	3,575,002					61
<b>5799999. Residual Tranches or Interests with Underlying Assets Having Characteristics of Other - Affiliated</b>								2,967,772	607,229			607,229	4,156,093	4,156,093					61
<b>6099999. Total - Unaffiliated</b>									(3)			(3)	5,372,500	5,372,500					62,060
<b>6199999. Total - Affiliated</b>								2,996,463	12,844	607,169		620,013	7,221,913	7,221,913					13,160
<b>6299999 - Totals</b>								2,996,463	12,844	607,166		620,009	12,594,413	12,594,413					75,220



STATEMENT AS OF SEPTEMBER 30, 2024 OF THE First Allmerica Financial Life Insurance Company

**SCHEDULE D - PART 3**

Show All Long-Term Bonds and Stock Acquired During the Current Quarter

1	2	3	4	5	6	7	8	9	10
CUSIP Identification	Description	Foreign	Date Acquired	Name of Vendor	Number of Shares of Stock	Actual Cost	Par Value	Paid for Accrued Interest and Dividends	NAIC Designation, NAIC Designation Modifier and SVO Administrative Symbol
912803-GK-3	UNITED STATES TREASURY		09/05/2024	GS GA		76,999,653	234,300,000		1.A FE
912803-GS-6	UNITED STATES TREASURY		09/05/2024	GS GA		76,989,446	237,336,000		1.A FE
912803-GU-1	UNITED STATES TREASURY		09/05/2024	GS GA		76,999,490	237,776,000		1.A FE
912803-HB-2	UNITED STATES TREASURY		09/05/2024	GS GA		76,999,422	242,132,000		1.A FE
<b>0109999999. Subtotal - Bonds - U.S. Governments</b>						<b>307,987,011</b>	<b>951,544,000</b>		<b>XXX</b>
89602N-VM-3	TRIBOROUGH BRDG & TUNL AUTH N Y REVS		08/01/2024	DIRECT		12,379	12,379		1.D FE
917565-LK-7	UTAH TRAN AUTH SALES TAX REV		08/01/2024	DIRECT		110,171	110,171		1.C FE
<b>0909999999. Subtotal - Bonds - U.S. Special Revenues</b>						<b>122,550</b>	<b>122,550</b>		<b>XXX</b>
00206R-HP-4	AT&T INC		08/01/2024	GOLDMAN		330,056	330,000	8,225	2.B FE
00774M-AG-0	AERCAP IRELAND CAPITAL DAC		08/01/2024	GOLDMAN		99,205	100,000	1,496	2.A FE
00973R-AN-3	AKER BP ASA		09/24/2024	Citigroup (SSB)		9,968,300	10,000,000		2.B FE
00973R-AP-8	AKER BP ASA		09/24/2024	Citigroup (SSB)		9,969,000	10,000,000		2.B FE
01989K-AH-7	ALLO 241 B - ABS		07/12/2024	DIRECT		10,997,017	11,000,000		2.B FE
036752-AV-5	ELEVANCE HEALTH INC		08/01/2024	GOLDMAN		105,408	105,000	1,670	2.A FE
03837A-AC-4	APTIV PLC		09/09/2024	J.P. MORGAN SECURITIES INC.		14,921,400	15,000,000		2.B FE
05874U-AG-0	BALLY 27 B - CDO		07/19/2024	J.P. MORGAN SECURITIES INC.		3,630,000	3,630,000		1.F FE
05971K-AA-7	BANCO SANTANDER SA		08/01/2024	GOLDMAN		99,702	100,000	1,050	2.B FE
06051G-GT-0	BANK OF AMERICA CORP		08/01/2024	GOLDMAN		68,700	69,000	717	1.G FE
06051G-HY-8	BANK OF AMERICA CORP		08/01/2024	GOLDMAN		373,297	380,000	3,595	1.E FE
06051G-JD-2	BANK OF AMERICA CORP		08/01/2024	GOLDMAN		27,058	28,000	44	1.G FE
06406R-BJ-5	BANK OF NEW YORK MELLON CORP		08/01/2024	GOLDMAN		600,777	605,000	593	1.F FE
06738E-BZ-7	BARCLAYS PLC		08/01/2024	GOLDMAN		307,880	308,000	7,851	2.A FE
06763D-AE-5	BABSN 244 C - CDO		07/19/2024	BOFA SECURITIES, INC		1,155,000	1,155,000		1.F Z
07274N-AJ-2	BAYER US FINANCE II LLC		08/01/2024	GOLDMAN		147,942	150,000	832	2.B FE
07387U-FW-6	BSABS 2006-1M1 A3 - RMBS		09/25/2024	Direct		1,912	1,912		1.A FM
09077W-AG-3	BGLO 9 C - CDO		07/18/2024	AMHERST PIERPONT SECURITIES		1,980,000	1,980,000		1.F FE
120568-BB-5	BUNGE LIMITED FINANCE CORP		08/01/2024	GOLDMAN		218,006	226,000	1,688	2.A FE
12433C-AC-9	BX 24A1RC B - CMBS		07/23/2024	WELLS FARGO SECURITIES, LLC		19,451,250	19,500,000		1.A Z
12433C-AE-5	BX 24A1RC C - CMBS		07/23/2024	WELLS FARGO SECURITIES, LLC		19,451,250	19,500,000		1.A Z
125523-BZ-2	CIGNA GROUP		08/01/2024	GOLDMAN		120,451	121,000	2,375	2.A FE
134429-BR-9	CAMPBELL SOUP CO		09/30/2024	J.P. MORGAN SECURITIES INC.		6,948,550	7,000,000		2.B FE
172967-NL-1	CITIGROUP INC		08/01/2024	GOLDMAN		347,424	352,000	4,343	1.G FE
224044-CV-7	COX COMMUNICATIONS INC		08/15/2024	WELLS FARGO SECURITIES, LLC		9,987,200	10,000,000		2.B FE
226373-AQ-1	ENERGY TRANSFER LP		08/01/2024	GOLDMAN		220,770	220,000	3,128	2.B FE
232450-AA-7	CIWALT 2006-0A21 A1 - CMO/RMBS		07/22/2024	Direct		151	151		1.A FM
233853-AS-9	DAIMLER TRUCK FINANCE NORTH AMERICA LLC		08/01/2024	GOLDMAN		110,417	110,000	2,977	1.G FE
25468P-DK-9	TWDC ENTERPRISES 18 CORP		08/01/2024	GOLDMAN		83,893	83,000	1,169	1.G FE
256677-AD-7	DOLLAR GENERAL CORP		08/01/2024	GOLDMAN		103,784	105,000	1,101	2.B FE
26078J-AC-4	DUPONT DE NEMOURS INC		08/01/2024	GOLDMAN		109,243	110,000	1,057	2.A FE
29379V-CG-6	ENTERPRISE PRODUCTS OPERATING LLC		08/01/2024	MIZUHO SECURITIES USA/FIXED INCOME		14,910,000	15,000,000		1.G FE
29379V-CH-4	ENTERPRISE PRODUCTS OPERATING LLC		08/01/2024	MIZUHO SECURITIES USA/FIXED INCOME		24,915,750	25,000,000		1.G FE
36164Q-6M-5	GE CAPITAL INTERNATIONAL FUNDING COMPANY		08/01/2024	GOLDMAN		98,181	100,000	721	2.A FE
370334-CS-1	GENERAL MILLS INC		08/01/2024	GOLDMAN		413,017	413,000	4,449	2.B FE
38138D-BC-9	GLM 5RR CRR - CDO		07/19/2024	BOFA SECURITIES, INC		5,940,000	5,940,000		1.F FE
38141G-VR-2	GOLDMAN SACHS GROUP INC		08/01/2024	GOLDMAN		99,101	100,000	1,192	2.B FE
38141G-XS-8	GOLDMAN SACHS GROUP INC		08/01/2024	GOLDMAN		146,415	150,000	606	2.A FE
403949-AP-5	HF SINCLAIR CORP		09/04/2024	DIRECT		1,723,042	1,723,042	42,717	2.C FE
404280-DA-4	HSBC HOLDINGS PLC		08/01/2024	GOLDMAN		108,391	110,000	1,301	1.G FE
404280-EH-8	HSBC HOLDINGS PLC		09/04/2024	HSBC SECURITIES INC.		10,000,000	10,000,000		2.C FE
404280-EJ-4	HSBC HOLDINGS PLC		09/04/2024	HSBC SECURITIES INC.		10,000,000	10,000,000		2.C FE

E04

STATEMENT AS OF SEPTEMBER 30, 2024 OF THE First Allmerica Financial Life Insurance Company

**SCHEDULE D - PART 3**

Show All Long-Term Bonds and Stock Acquired During the Current Quarter

1	2	3	4	5	6	7	8	9	10
CUSIP Identification	Description	Foreign	Date Acquired	Name of Vendor	Number of Shares of Stock	Actual Cost	Par Value	Paid for Accrued Interest and Dividends	NAIC Designation, NAIC Designation Modifier and SVO Administrative Symbol
41161P-L4-3	HVMT 2006-4 21A - CMO/RMBS		08/19/2024	Direct		7	7		1.A FM
411658-AA-1	HarbourView 2024-1 Class A		07/12/2024	SPECIALTY FINANCE		13,907,719	15,052,289		1.F PL
411658-AB-9	HarbourView 2024-1 Class B		07/12/2024	SPECIALTY FINANCE		2,196,553	2,311,953		2.B PL
42824C-BW-8	HEWLETT PACKARD ENTERPRISE CO		09/12/2024	CITIBANK/THE CITIGROUP PRIVATE		9,808,600	10,000,000		2.B FE
44701Q-BG-6	HUNTSMAN INTERNATIONAL LLC		09/24/2024	BANC OF AMERICA/FIXED INCOME		6,974,800	7,000,000		2.C FE
44891A-CO-8	HYUNDAI CAPITAL AMERICA		08/01/2024	GOLDMAN		25,352	25,000	386	1.G FE
461070-AW-4	INTERSTATE POWER AND LIGHT CO		09/04/2024	GS GA		1,992,260	2,000,000		2.A FE
46647P-DM-5	JPMORGAN CHASE & CO		08/01/2024	GOLDMAN		73,042	73,000	529	1.F FE
46658D-AD-1	JPMIT 24VIS2 M1 - RMBS		07/23/2024	J.P. MORGAN SECURITIES INC.		5,717,881	5,718,000	30,729	1.A Z
501044-DV-0	KROGER CO		08/20/2024	WELLS FARGO SECURITIES, LLC		29,924,100	30,000,000		2.B FE
501044-DW-8	KROGER CO		08/20/2024	CITIGROUP GLOBAL MARKETS, INC		14,938,200	15,000,000		2.B FE
501044-DX-6	KROGER CO		08/20/2024	CITIGROUP GLOBAL MARKETS, INC		19,911,000	20,000,000		2.B FE
502431-AV-1	L3HARRIS TECHNOLOGIES INC		07/29/2024	MORGAN STANLEY & COMPANY		19,730,200	20,000,000		2.B FE
50249A-AF-0	LYB INTERNATIONAL FINANCE III LLC		08/01/2024	GOLDMAN		60,259	63,000	265	2.B FE
548661-EK-9	LOWE'S COMPANIES INC		08/01/2024	GOLDMAN		76,493	77,000	1,355	2.A FE
55608J-BF-4	MACQUARIE GROUP LTD	C.	08/01/2024	GOLDMAN		142,950	143,000	3,510	1.F FE
61747Y-EG-6	MORGAN STANLEY		08/01/2024	GOLDMAN		326,627	330,000	1,078	1.E FE
61747Y-EM-3	MORGAN STANLEY		08/01/2024	GOLDMAN		93,590	95,000	1,138	1.E FE
64110L-BA-3	NETFLIX INC		07/30/2024	MORGAN STANLEY & CO. LLC		7,983,200	8,000,000		2.A FE
65339K-CS-7	NEXTERA ENERGY CAPITAL HOLDINGS INC		08/01/2024	GOLDMAN		55,117	55,000	23	2.A FE
67097Q-AW-5	OCP 1714R CR - CDO		07/19/2024	SCOTIA CAPITAL (USA) INC.		3,300,000	3,300,000		1.F FE
674599-EM-3	OCCIDENTAL PETROLEUM CORP		07/23/2024	BANC OF AMERICA/FIXED INCOME		9,955,200	10,000,000		2.C FE
693981-AC-6	PRKCM 2023-AFC1 A3 - CMO/RMBS		07/01/2024	Bank of America Merrill Lynch		2	2		1.F FE
72650R-BJ-0	PLAINS ALL AMERICAN PIPELINE LP		08/01/2024	GOLDMAN		164,055	165,000	2,280	2.B FE
744573-AP-1	PUBLIC SERVICE ENTERPRISE GROUP INC		08/01/2024	GOLDMAN		468,102	490,000	1,818	2.B FE
74745*-AA-3	QTS Irving DC3, LLC		07/10/2024	CREDIT		3,600,000	3,600,000		1.F PL
83007C-AE-2	6297782 LLC		08/14/2024	J.P. MORGAN SECURITIES INC.		15,000,000	15,000,000		2.C FE
83007C-AG-7	6297782 LLC		08/14/2024	J.P. MORGAN SECURITIES INC.		9,999,000	10,000,000		2.C FE
853254-CJ-7	STANDARD CHARTERED PLC	C.	08/01/2024	GOLDMAN		99,042	100,000	1,346	1.G FE
858119-BF-6	STEEL DYNAMICS INC		08/01/2024	GOLDMAN		150,008	150,000	979	2.B FE
89157X-AF-8	TOTALENERGIES CAPITAL SA	C.	09/03/2024	J.P. MORGAN SECURITIES INC.		15,000,000	15,000,000		1.E FE
90353T-AQ-3	UBER TECHNOLOGIES INC		09/04/2024	MORGAN STANLEY & CO. LLC		6,986,420	7,000,000		2.B FE
913017-DD-8	RTX CORP		08/01/2024	GOLDMAN		288,429	292,000	5,318	2.A FE
91324P-FL-1	UNITEDHEALTH GROUP INC		07/23/2024	Wells Fargo Securities, LLC		14,970,150	15,000,000		1.F FE
91324P-FM-9	UNITEDHEALTH GROUP INC		07/23/2024	Wells Fargo Securities, LLC		9,939,700	10,000,000		1.F FE
928668-BU-5	VOLKSWAGEN GROUP OF AMERICA FINANCE LLC		08/01/2024	GOLDMAN		287,118	285,000	6,428	1.G FE
92917J-AJ-6	VOYA 2018-2 C1 - CDO		08/09/2024	SUMITOMO MITSUI BANKING CORP (SYDNEY)		1,000,000	1,000,000	5,766	1.F FE
95000U-2H-5	WELLS FARGO & CO		08/01/2024	GOLDMAN		109,175	110,000	676	2.A FE
95000U-2K-8	WELLS FARGO & CO		08/01/2024	GOLDMAN		206,491	210,000	2,159	1.E FE
976656-CT-3	WISCONSIN ELECTRIC POWER CO		09/09/2024	CITIBANK/THE CITIGROUP PRIVATE		6,961,150	7,000,000		1.F FE
G2964#-AA-7	AP Grange Holdings, LLC		09/20/2024	DIRECT		2,831,111	2,831,111		1.F PL
C8178*-AA-4	Santiago Class B		09/06/2024	SPECIALTY FINANCE		4,742,512	4,742,512		2.C PL
1109999999	Subtotal - Bonds - Industrial and Miscellaneous (Unaffiliated)					420,281,552	423,023,980	160,683	XXX
018820-AD-2	ALLIANZ SE	C.	08/27/2024	Citigroup (SSB)		12,000,000	12,000,000		1.E FE
03837A-AD-2	APTIV PLC	C.	09/09/2024	GS GA		10,000,000	10,000,000		2.C FE
05964H-BH-7	BANCO SANTANDER SA	C.	07/29/2024	AMHERST PIERPONT SECURITIES		15,000,000	15,000,000		3.A FE
26441C-CG-8	DUKE ENERGY CORP		08/19/2024	MORGAN STANLEY & CO. LLC		10,000,000	10,000,000		2.C FE
65339K-BS-8	NEXTERA ENERGY CAPITAL HOLDINGS INC		08/01/2024	GOLDMAN		100,768	100,000	2,411	2.A FE
836720-AF-9	SOUTH BOW CANADIAN INFRASTRUCTURE HOLDIN		08/14/2024	RBC CAPITAL MARKETS, LLC		5,000,000	5,000,000		3.B FE

E04.1

STATEMENT AS OF SEPTEMBER 30, 2024 OF THE First Allmerica Financial Life Insurance Company

**SCHEDULE D - PART 3**

Show All Long-Term Bonds and Stock Acquired During the Current Quarter

1	2	3	4	5	6	7	8	9	10
CUSIP Identification	Description	Foreign	Date Acquired	Name of Vendor	Number of Shares of Stock	Actual Cost	Par Value	Paid for Accrued Interest and Dividends	NAIC Designation, NAIC Designation Modifier and SVO Administrative Symbol
836720-AH-5	SOUTH BOW CANADIAN INFRASTRUCTURE HOLDIN		08/14/2024	RBC CAPITAL MARKETS, LLC		7,000,000	7,000,000		3.B FE
<b>1309999999. Subtotal - Bonds - Hybrid Securities</b>									
						59,100,768	59,100,000	2,411	XXX
0000DR-BG-4	Drawbridge Arboretum Gateway - MBS		09/30/2024	CRE		3,710,000	3,710,000		5.B GI
002010-AA-3	ACXProp IV-B Series 1 ? C - ABS		09/23/2024	RESIDENTIAL		405,630	405,630		5.B GI
09546#-AA-6	HECR 2022-1E Class A		08/29/2024	CREDIT		239,428	239,428		1.A PL
09546#-AB-4	HECR 2022-1E Class B		08/29/2024	CREDIT		77,112	77,112		1.C PL
09546#-AC-2	HECR 2022-1E Class C		08/29/2024	CREDIT		34,986	34,986		1.F PL
09546#-AD-0	HECR 2022-1E Class D		08/29/2024	CREDIT		28,560	28,560		2.B PL
09546#-AE-8	HECR 2022-1E Class E		08/29/2024	CREDIT		27,132	27,132		4.B PL
09546#-AA-8	BLUE EAGLE 2022-1D TRANCHE A		09/03/2024	DIRECT		71,332,288	71,865,769	423,056	1.A PL
09546#-AB-6	BLUE EAGLE 2022-1D TRANCHE B		08/13/2024	DIRECT		20,754,936	20,880,806	131,510	1.C PL
09546#-AC-4	BLUE EAGLE 2022-1D TRANCHE C		08/13/2024	DIRECT		9,975,242	9,975,506	72,068	1.F PL
09546#-AD-2	BLUE EAGLE 2022-1D TRANCHE D		08/13/2024	DIRECT		8,253,030	8,681,802	68,476	2.B PL
09546#-AE-0	BLUE EAGLE 2022-1D TRANCHE E		08/13/2024	DIRECT		7,425,492	8,112,503	89,755	3.B PL
09547#-AA-5	DMAZ 2022-1F Class A		08/29/2024	CREDIT		246,470	246,470		1.A PL
09547#-AB-3	DMAZ 2022-1F Class B		08/29/2024	CREDIT		79,380	79,380		1.C PL
09547#-AC-1	DMAZ 2022-1F Class C		08/29/2024	CREDIT		36,015	36,015		1.F PL
09547#-AD-9	DMAZ 2022-1F Class D		08/29/2024	CREDIT		29,400	29,400		2.B PL
09547#-AE-7	DMAZ 2022-1F Class E		08/29/2024	CREDIT		27,930	27,930		3.B PL
233227-A*-8	DMAZ 2022-1F Class F		08/09/2024	CREDIT		15,190	15,190		4.B PL
36610#-AA-2	Mesquite 635 - MBS		09/24/2024	Direct		7,480	7,480		5.B GI
422725-A*-2	HECR 2022-1E Class F		08/09/2024	CREDIT		14,756	14,756		4.B PL
45033#-AA-4	WABW 2023 LLC Class A - ABS		08/06/2024	INFINITY		14,361,137	14,361,137		1.F Z
45033#-AB-2	WABW 2023 LLC Class B - ABS		08/06/2024	INFINITY		3,640,852	3,640,852		3.B Z
45033#-AC-0	WABW 2023 LLC Class C - ABS		08/06/2024	INFINITY		606,809	606,809		4.B Z
46679#-AA-1	JGBY 2024-1 Class A - ABS		08/16/2024	SPECIALTY FINANCE		110,425,219	110,425,219		1.C Z
46679#-AB-9	JGBY 2024-1 Class B - ABS		08/16/2024	SPECIALTY FINANCE		23,720,973	23,720,973		1.F Z
46679#-AC-7	JGBY 2024-1 Class C - ABS		08/16/2024	SPECIALTY FINANCE		8,179,646	8,179,646		2.B Z
46679#-AD-5	JGBY 2024-1 Class D - ABS		08/16/2024	SPECIALTY FINANCE		3,271,858	3,271,858		3.B Z
46679#-AE-3	JGBY 2024-1 Class E - ABS		08/16/2024	SPECIALTY FINANCE		1,635,929	1,635,929		4.B Z
48286#-AA-2	Project Catalyst - Pool 1 - MBS		09/09/2024	Payment In Kind		39,241	39,241		5.B GI
48286#-AA-0	Project Catalyst - Pool 2 - MBS		09/09/2024	Payment In Kind		35,317	35,317		5.B GI
48287#-AA-7	Project Catalyst - Pool 5 - MBS		09/09/2024	Payment In Kind		39,241	39,241		5.B GI
48287#-AA-1	Project Catalyst - Pool 3 - MBS		09/09/2024	Payment In Kind		39,241	39,241		5.B GI
48287#-AA-9	Project Catalyst - Pool 4 - MBS		09/09/2024	Payment In Kind		39,241	39,241		5.B GI
494925-AB-6	KIND 241 B - CMBS		07/24/2024	BARCLAYS CAPITAL INC.		5,186,965	5,200,000		1.A Z
494925-AC-4	KIND 241 C - CMBS		07/24/2024	BARCLAYS CAPITAL INC.		5,186,890	5,200,000		1.A Z
494925-AD-2	KIND 241 D - CMBS		07/24/2024	BARCLAYS CAPITAL INC.		5,705,550	5,720,000		1.A Z
494925-AE-0	KIND 241 E - CMBS		07/24/2024	BARCLAYS CAPITAL INC.		4,664,216	4,676,000		1.A Z
530032-9B-9	Bayport North - MBS		07/31/2024	CRE		360,000	360,000		5.B GI
530034-4B-0	Park 890 - MBS		07/11/2024	CRE		540,000	540,000		5.B GI
530035-3B-8	Webster 5-Pack - MBS		08/15/2024	CRE		1,110,000	1,110,000		5.B GI
530035-5B-6	Webster REIT - MBS		08/15/2024	CRE		180,000	180,000		5.B GI
530035-7B-4	TJK MOB Portfolio - MBS		09/13/2024	CRE		1,350,000	1,350,000		5.B GI
G1329#-AA-9	WALR 2019-1 Class A	C	08/22/2024	DIRECT		44,291,457	44,289,638	15,891	1.A PL
G1329#-AB-7	WALR 2019-1 Class B	C	08/22/2024	DIRECT		14,697,385	14,689,026	5,769	1.C PL
G1329#-AC-5	WALR 2019-1 Class C	C	08/22/2024	DIRECT		6,013,981	6,009,147	2,634	1.F PL
G1329#-AD-3	WALR 2019-1 Class D	C	08/22/2024	DIRECT		4,809,811	4,807,317	2,436	2.B PL
G1329#-AE-1	WALR 2019-1 Class E	C	08/22/2024	DIRECT		4,855,354	4,851,830	3,245	3.B PL

E04.2

STATEMENT AS OF SEPTEMBER 30, 2024 OF THE First Allmerica Financial Life Insurance Company

**SCHEDULE D - PART 3**

Show All Long-Term Bonds and Stock Acquired During the Current Quarter

1	2	3	4	5	6	7	8	9	10
CUSIP Identification	Description	Foreign	Date Acquired	Name of Vendor	Number of Shares of Stock	Actual Cost	Par Value	Paid for Accrued Interest and Dividends	NAIC Designation, NAIC Designation Modifier and SVO Administrative Symbol
G1329#-AF-8	WALR 2019-1 Class F	C	08/22/2024	DIRECT		2,424,459	2,581,708	1,871	4.B PL
41903*-AA-0	Hatteras MOB Portfolio - MBS		08/23/2024	CRE		1,221,750	1,221,750		5.B G1
GA2409-19-F	SBKR 2024-1 Class C - ABS		09/27/2024	INFINITY		248,071	248,072		4.B Z
GA2409-21-7	SBKR 2024-1 Class B - ABS		09/27/2024	INFINITY		1,488,429	1,488,429		3.B Z
GA2409-AC-D	SBKR 2024-1 Class A - ABS		09/27/2024	INFINITY		5,871,026	5,871,026		1.G Z
1509999999	Subtotal - Bonds - Parent, Subsidiaries and Affiliates					398,960,506	400,924,502	816,712	XXX
78468R-62-2	SPDR BBG HIGH YIELD BD		09/05/2024	DIRECT	0.000	88,144,800			4.B FE
1619999999	Subtotal - Bonds - SVO Identified Funds					88,144,800			XXX
2509999997	Total - Bonds - Part 3					1,274,597,187	1,834,715,032	979,807	XXX
2509999998	Total - Bonds - Part 5					XXX	XXX	XXX	XXX
2509999999	Total - Bonds					1,274,597,187	1,834,715,032	979,807	XXX
4509999997	Total - Preferred Stocks - Part 3						XXX		XXX
4509999998	Total - Preferred Stocks - Part 5					XXX	XXX	XXX	XXX
4509999999	Total - Preferred Stocks						XXX		XXX
5989999997	Total - Common Stocks - Part 3						XXX		XXX
5989999998	Total - Common Stocks - Part 5					XXX	XXX	XXX	XXX
5989999999	Total - Common Stocks						XXX		XXX
5999999999	Total - Preferred and Common Stocks						XXX		XXX
6009999999	Totals					1,274,597,187	XXX	979,807	XXX

STATEMENT AS OF SEPTEMBER 30, 2024 OF THE First Allmerica Financial Life Insurance Company

**SCHEDULE D - PART 4**

Show All Long-Term Bonds and Stock Sold, Redeemed or Otherwise Disposed of During the Current Quarter

1	2	3	4	5	6	7	8	9	10	Change In Book/Adjusted Carrying Value					16	17	18	19	20	21	22
										11	12	13	14	15							
CUSIP Identification	Description	Foreign	Disposal Date	Name of Purchaser	Number of Shares of Stock	Consideration	Par Value	Actual Cost	Prior Year Book/ Adjusted Carrying Value	Unrealized Valuation Increase/ (Decrease)	Current Year's (Amortization)/ Accretion	Current Year's Other Than Temporary Impairment Recognized	Total Change in Book/ Adjusted Carrying Value (11 + 12 - 13)	Total Foreign Exchange Change in Book /Adjusted Carrying Value	Book/ Adjusted Carrying Value at Disposal Date	Foreign Exchange Gain (Loss) on Disposal	Realized Gain (Loss) on Disposal	Total Gain (Loss) on Disposal	Bond Interest/ Stock Dividends Received During Year	Stated Contractual Maturity Date	NAIC Designation, NAIC Designation Modifier and SVO Administrative Symbol
..36179Y-AT-1	G2 MA9018 - RMBS		09/01/2024	Paydown		694,401	694,401	695,540	695,397		(996)		(996)		694,401				11,408	07/20/2053	1.A FE
..36179Y-DL-5	G2 MA9107 - RMBS		09/01/2024	Paydown		1,139,001	1,139,001	1,136,165	1,136,141		2,860		2,860		1,139,001				19,267	08/20/2053	1.A FE
..38384B-J4-4	GNR 2023-106 FW - CMO/RMBS		07/16/2024	Direct		7,720,829	7,747,461	7,746,274			(223)		(223)		7,746,403		(25,574)	(25,574)	158,641	07/20/2053	1.A Z
..38384E-B3-8	GNR 2023-131 CF - CMO/RMBS		07/16/2024	Direct		18,724,370	18,788,957	18,782,722			439		439		18,783,366		(58,996)	(58,996)	381,263	09/20/2053	1.A Z
..38384K-TL-5	GNR 2024-051 FL - CMO/RMBS		07/16/2024	Direct		22,193,763	22,270,317	22,266,838			543		543		22,267,577		(73,814)	(73,814)	451,797	03/20/2054	1.A Z
..38384M-WT-0	GNR 2024-064 F - CMO/RMBS		09/20/2024	Direct		24,964,156	24,938,922	24,938,922							24,938,922		25,234	25,234	126,230	04/20/2054	1.A FE
..912803-CG-6	UNITED STATES TREASURY		07/12/2024	CITIGROUP GLOBAL MARKETS INC.		5,884,526	7,224,000	5,600,401	5,635,065		135,231		135,231		5,770,297		114,229	114,229		08/15/2029	1.A FE
..912803-CK-7	UNITED STATES TREASURY		07/12/2024	Bank of America Merrill Lynch		14,530,754	18,850,300	13,755,599	13,841,591		325,796		325,796		14,167,386		363,367	363,367		02/15/2031	1.A FE
..912803-DA-8	UNITED STATES TREASURY		08/14/2024	PRIVATE Bank of America Merrill Lynch		3,087,871	5,000,600	2,764,264	2,783,814		76,844		76,844		2,860,657		227,213	227,213		05/15/2037	1.A FE
..912803-EH-2	UNITED STATES TREASURY		08/14/2024	Bank of America Merrill Lynch		63,827,847	148,000,000	59,451,892			1,100,259		1,100,259		60,552,151		3,275,696	3,275,696		05/15/2044	1.A FE
..912803-ER-0	UNITED STATES TREASURY		08/14/2024	BMO CAPITAL		4,395,710	11,000,000	3,762,288	3,802,590		202,179		202,179		4,004,769		390,941	390,941		02/15/2046	1.A FE
..912803-ET-6	UNITED STATES TREASURY		08/14/2024	BNP PARIBAS USA		10,262,460	26,000,000	8,787,288	8,866,045		269,029		269,029		9,135,074		1,127,386	1,127,386		05/15/2046	1.A FE
..912803-FA-6	UNITED STATES TREASURY		08/14/2024	GS GA		14,762,619	40,000,000	12,718,187	12,793,651		385,383		385,383		13,179,034		1,583,586	1,583,586		11/15/2047	1.A FE
..912803-FF-5	UNITED STATES TREASURY		08/14/2024	GS GA		8,839,474	25,000,000	7,658,716	7,703,752		229,956		229,956		7,933,707		905,766	905,766		11/15/2048	1.A FE
..912810-TX-6	UNITED STATES TREASURY		08/29/2024	J.P. MORGAN SECURITIES INC.		10,337,859	10,200,000	10,035,844			1,559		1,559		10,037,403		300,456	300,456	233,242	02/15/2054	1.A FE
..91282C-GM-7	UNITED STATES TREASURY		08/29/2024	Direct Mizuho Securities USA, Inc.		35,990,938	37,500,000	37,920,410	37,897,708		(21,644)		(21,644)		37,876,064		(1,885,126)	(1,885,126)	1,250,313	02/15/2033	1.A FE
..91282C-JJ-1	UNITED STATES TREASURY		09/05/2024	J.P. MORGAN SECURITIES INC.		530	500	515	515		(1)		(1)		514		16	16	18	11/15/2033	1.A FE
..912833-PA-2	UNITED STATES TREASURY		07/12/2024	J.P. MORGAN SECURITIES INC.		2,938,096	3,220,000	2,838,501	2,855,648		71,102		71,102		2,926,749		11,347	11,347		08/15/2026	1.A FE
..912833-PB-0	UNITED STATES TREASURY		07/12/2024	J.P. MORGAN SECURITIES INC.		1,359,359	1,500,000	1,308,479	1,316,362		32,515		32,515		1,348,877		10,483	10,483		11/15/2026	1.A FE
..912833-PE-4	UNITED STATES TREASURY		07/12/2024	J.P. MORGAN SECURITIES INC.		1,142,142	1,300,000	1,099,437	1,106,041		26,816		26,816		1,132,856		9,286	9,286		08/15/2027	1.A FE
..912833-RY-8	UNITED STATES TREASURY		07/12/2024	J.P. MORGAN SECURITIES INC.		2,152,184	2,500,000	2,067,828	2,080,355		50,351		50,351		2,130,706		21,478	21,478		02/15/2028	1.A FE
..912833-RZ-5	UNITED STATES TREASURY		07/12/2024	J.P. MORGAN SECURITIES INC.		1,207,044	1,430,000	1,158,038	1,165,087		28,049		28,049		1,193,136		13,908	13,908		08/15/2028	1.A FE
..912833-XS-4	UNITED STATES TREASURY		07/12/2024	J.P. MORGAN SECURITIES INC.		1,628,098	1,990,000	1,557,443	1,567,102		37,870		37,870		1,604,972		23,125	23,125		05/15/2029	1.A FE
..912833-XX-3	UNITED STATES TREASURY		07/12/2024	Direct J.P. MORGAN SECURITIES INC.		3,963,819	5,000,000	3,779,860	3,803,732		92,236		92,236		3,895,968		67,852	67,852		02/15/2030	1.A FE
..912833-XY-1	UNITED STATES TREASURY		07/12/2024	J.P. MORGAN SECURITIES INC.		1,241,140	1,600,000	1,181,227	1,188,797		28,973		28,973		1,217,770		23,370	23,370		08/15/2030	1.A FE
..912833-XZ-8	UNITED STATES TREASURY		07/12/2024	J.P. MORGAN SECURITIES INC.		4,174,269	5,500,000	3,972,511	3,998,157		97,210		97,210		4,095,367		78,902	78,902		02/15/2031	1.A FE
..912834-DU-9	UNITED STATES TREASURY		08/14/2024	GS GA		27,572,418	50,000,000	24,140,772	24,286,423		744,046		744,046		25,030,469		2,541,949	2,541,949		11/15/2038	1.A FE
..912834-PM-4	UNITED STATES TREASURY		08/14/2024	GS GA		4,316,418	11,000,000	3,737,686	3,779,062		207,567		207,567		3,986,629		329,789	329,789		08/15/2045	1.A FE
..912834-PT-9	UNITED STATES TREASURY		08/14/2024	GS GA		1,770,744	4,565,000	1,532,335	1,549,415		85,685		85,685		1,635,100		135,644	135,644		11/15/2045	1.A FE
..912834-QH-4	UNITED STATES TREASURY		08/14/2024	GS GA		1,709,614	4,500,000	1,475,832	1,489,428		46,467		46,467		1,535,894		173,720	173,720		05/15/2046	1.A FE
..912834-OP-6	UNITED STATES TREASURY		08/14/2024	GS GA		6,577,781	17,500,000	5,672,165	5,724,579		178,480		178,480		5,903,059		674,721	674,721		08/15/2046	1.A FE
..912834-RK-6	UNITED STATES TREASURY		08/14/2024	GS GA		1,970,152	5,435,000	1,705,090	1,720,960		53,449		53,449		1,774,409		195,743	195,743		05/15/2047	1.A FE
<b>0109999999</b>	<b>Subtotal - Bonds - U.S. Governments</b>					<b>311,080,383</b>	<b>521,394,458</b>	<b>295,249,067</b>	<b>152,787,415</b>		<b>4,488,028</b>		<b>4,488,028</b>		<b>300,498,687</b>		<b>10,581,696</b>	<b>10,581,696</b>	<b>2,632,178</b>	<b>XXX</b>	<b>XXX</b>
..649660-C7-3	NEW YORK CITY		09/05/2024	Direct		10,260,600	10,000,000	9,837,300	9,840,459		2,676		2,676		9,840,497		420,103	420,103	381,250	05/01/2049	1.C FE
<b>0709999999</b>	<b>Subtotal - Bonds - U.S. Political Subdivisions of States, Territories and Possessions</b>					<b>10,260,600</b>	<b>10,000,000</b>	<b>9,837,300</b>	<b>9,840,459</b>		<b>2,676</b>		<b>2,676</b>		<b>9,840,497</b>		<b>420,103</b>	<b>420,103</b>	<b>381,250</b>	<b>XXX</b>	<b>XXX</b>
..072024-ND-0	BAY AREA TOLL AUTH CALIF TOLL BRDG REV		09/05/2024	Direct		31,208,220	27,000,000	29,563,650	29,528,416		(30,415)		(30,415)		29,528,255		1,679,966	1,679,966	1,573,579	04/01/2049	1.C FE

E05

STATEMENT AS OF SEPTEMBER 30, 2024 OF THE First Allmerica Financial Life Insurance Company

**SCHEDULE D - PART 4**

Show All Long-Term Bonds and Stock Sold, Redeemed or Otherwise Disposed of During the Current Quarter

1	2	3	4	5	6	7	8	9	10	Change In Book/Adjusted Carrying Value					16	17	18	19	20	21	22
										11	12	13	14	15							
CUSIP Identification	Description	For-foreign	Disposal Date	Name of Purchaser	Number of Shares of Stock	Consideration	Par Value	Actual Cost	Prior Year Book/Adjusted Carrying Value	Unrealized Valuation Increase/(Decrease)	Current Year's (Amortization)/Accretion	Current Year's Other Than Temporary Impairment Recognized	Total Change in Book/Adjusted Carrying Value (11 + 12 - 13)	Total Foreign Exchange Change in Book /Adjusted Carrying Value	Book/Adjusted Carrying Value at Disposal Date	Foreign Exchange Gain (Loss) on Disposal	Realized Gain (Loss) on Disposal	Total Gain (Loss) on Disposal	Bond Interest/Stock Dividends Received During Year	Stated Contractual Maturity Date	NAIC Designation, NAIC Designation Modifier and SVO Administrative Symbol
..072024-NU-2	BAY AREA TOLL AUTH CALIF TOLL BRDG REV		07/05/2024	Call @ 100.00		947,656	870,000	1,153,985	1,077,675		(3,462)		(3,462)		1,074,213		(204,213)	(204,213)	77,877	04/01/2040	1.D FE
..072024-PY-2	BAY AREA TOLL AUTH CALIF TOLL BRDG REV		09/05/2024	RAYMOND JAMES/FI		22,414,320	18,000,000	20,993,760	20,953,746		(34,402)		(34,402)		20,953,528		1,460,792	1,460,792	1,156,922	10/01/2050	1.E FE
..11506K-FJ-5	BROWARD CNTY FLA PORT FACS REV		09/05/2024	GOLDMAN SACHS & CO.		26,922,698	28,455,000	25,585,313	25,653,387		57,467		57,467		25,653,860		1,268,838	1,268,838	1,154,008	09/01/2044	1.F FE
..11506K-FX-2	BROWARD CNTY FLA PORT FACS REV		09/05/2024	BARCLAYS CAPITAL INC. RBC CAPITAL MARKETS, LLC		9,289,700	10,000,000	8,594,800	8,617,564		19,203		19,203		8,617,722		671,978	671,978	405,556	09/01/2049	1.F FE
..130178-VU-7	CALIFORNIA EDL FACS AUTH REV		09/05/2024			10,852,630	8,500,000	10,041,390	9,986,357		(46,966)		(46,966)		9,985,984		866,646	866,646	415,260	04/01/2040	1.A FE
..13077D-BY-7	CALIFORNIA ST UNIV REV		09/05/2024	BARCLAYS CAPITAL INC.		9,834,330	11,000,000	8,614,980	8,673,763		50,072		50,072		8,674,194		1,160,136	1,160,136	363,365	11/01/2047	1.D FE
..161036-TR-9	CHARLOTTE N C ARPT REV		09/05/2024	Direct WELLS FARGO SECURITIES, LLC		9,869,900	10,000,000	9,275,600	9,290,159		12,084		12,084		9,290,266		579,634	579,634	472,222	07/01/2047	1.D FE
..207758-KH-5	CONNECTICUT ST SPL TAX OBLIG REV		09/26/2024	WELLS FARGO SECURITIES, LLC		232,362	225,000	284,414	268,257		(5,089)		(5,089)		263,167		(30,805)	(30,805)	10,619	12/01/2029	1.D FE
..235036-7A-2	DALLAS FORT WORTH TEX INTL ARPT REV		09/05/2024	GOLDMAN SACHS & CO.		7,635,700	10,000,000	6,684,200	6,751,386		57,234		57,234		6,751,869		883,831	883,831	247,304	11/01/2050	1.E FE
..23503C-AN-7	DALLAS FORT WORTH TEX INTL ARPT REV		09/05/2024			5,209,270	5,500,000	4,664,275	4,676,712		10,588		10,588		4,676,810		532,460	532,460	210,014	11/01/2051	1.E FE
..3132DS-XC-1	FH SD5175 - RMBS		09/01/2024	Paydown		125,944	125,944	128,148	125,944		(2,204)		(2,204)		125,944				2,837	04/01/2054	1.A FE
..3132DI-JG-9	FH SD8363 - RMBS		09/01/2024	Paydown		56,757	56,757	56,313	56,320		437		437		56,757				885	09/01/2053	1.A FE
..3132DI-JN-4	FH SD8369 - RMBS		09/01/2024	Paydown		260,299	260,299	259,607	259,601		698		698		260,299				4,624	10/01/2053	1.A FE
..3132DI-JT-1	FH SD8374 - RMBS		09/01/2024	Paydown		138,637	138,637	138,182	138,182		455		455		138,637				6,163	11/01/2053	1.A FE
..3132DI-K9-3	FH SD8420 - RMBS		07/16/2024	Direct		60,150,584	59,840,419	59,555,242			526,762		526,762		60,081,997		68,586	68,586	1,012,414	04/01/2054	1.A FE
..3132DI-LA-9	FH SD8421 - RMBS		07/16/2024	Direct		18,290,897	18,120,376	18,196,821			(1,172)		(1,172)		18,195,669		95,228	95,228	351,197	04/01/2054	1.A FE
..3132DI-LM-3	FH SD8432 - RMBS		09/01/2024	Paydown		834,716	834,716	831,716	831,716		3,000		3,000		834,716				16,727	05/01/2054	1.A FE
..3134A4-AB-0	FEDERAL HOME LOAN MORTGAGE CORP		07/25/2024	CITIGROUP GLOBAL MARKETS INC. CITIGROUP GLOBAL MARKETS INC.		71,867,300	97,000,000	67,938,412	69,549,657		1,917,371		1,917,371		70,266,682		1,600,618	1,600,618		03/15/2031	1.A Z
..31358D-DS-0	FEDERAL NATIONAL MORTGAGE ASSOCIATION		07/25/2024			64,010,950	85,000,000	60,996,037	62,646,092		1,944,226		1,944,226		63,369,307		641,643	641,643		11/15/2030	1.A Z
..3140M-3F-1	FN FS6197 - RMBS		09/01/2024	Paydown		17,123	17,123	16,983	16,986		137		137		17,123				286	11/01/2053	1.A FE
..31418E-3D-0	FN MA5295 - RMBS		09/01/2024	Paydown		631,782	631,782	629,610			2,172		2,172		631,782				13,328	03/01/2054	1.A FE
..31418E-W5-5	FN MA5167 - RMBS		09/01/2024	Paydown		210,090	210,090	210,353	210,339		(248)		(248)		210,090				3,797	10/01/2053	1.A FE
..38122N-B7-6	GOLDEN ST TOB SECURITIZATION CORP CALIF		09/05/2024	WELLS FARGO SECURITIES, LLC		1,752,371	1,905,000	1,702,594	1,707,363		4,066		4,066		1,707,397		44,974	44,974	43,656	06/01/2046	1.D FE
..38611T-DL-8	GRAND PARKWAY TRANSP CORP TEX SYS TOLL R		09/05/2024	GOLDMAN SACHS & CO.		11,821,684	15,375,000	10,294,331	10,357,691		53,933		53,933		10,358,168		1,463,516	1,463,516	462,984	10/01/2052	1.C FE
..45204E-A3-2	ILLINOIS FIN AUTH REV		09/05/2024	BARCLAYS CAPITAL INC.		6,172,270	6,500,000	5,826,860	5,942,752		98,829		98,829		5,943,575		228,695	228,695	296,833	07/15/2047	1.C FE
..463632-4P-1	IRVINE RANCH CALIF WTR DIST		09/05/2024	Direct		2,874,450	2,500,000	2,707,050	2,702,821		(4,898)		(4,898)		2,701,235		173,215	173,215	140,258	05/01/2040	1.A FE
..544495-WA-8	LOS ANGELES CALIF DEPT WTR & PWR REV		09/05/2024	Direct		25,367,580	21,000,000	23,551,920	23,519,968		(28,997)		(28,997)		23,519,766		1,847,814	1,847,814	1,636,994	07/01/2050	1.C FE
..573903-FZ-9	MARTIN CNTY FLA HEALTH FACS AUTH HOSP RE		09/05/2024	BOFA SECURITIES, INC. WELLS FARGO SECURITIES, LLC		28,235,335	29,500,000	27,020,230	27,365,227		361,651		361,651		27,367,650		867,685	867,685	1,653,056	01/01/2046	1.C FE
..575579-LP-0	MASSACHUSETTS BAY TRANSP AUTH MASS SALE		09/05/2024	J.P. MORGAN SECURITIES INC.		1,220,550	1,000,000	1,191,970	1,179,693		(10,520)		(10,520)		1,179,607		40,943	40,943	61,979	07/01/2034	1.B FE
..575579-VP-9	MASSACHUSETTS BAY TRANSP AUTH MASS SALE		07/01/2024			10,221,300	10,000,000	10,373,600	10,349,674		(7,524)		(7,524)		10,349,557		(128,257)	(128,257)	556,900	07/01/2039	1.B FE
..575898-CS-8	MASSACHUSETTS ST PORT AUTH SPL FACS REV		07/08/2024	Call @ 100.00		590,000	590,000	602,986	602,287		(5,915)		(5,915)		602,233		(12,233)	(12,233)	202,340	07/01/2031	1.F FE
..59259N-ZH-9	METROPOLITAN TRANSP AUTH N Y DEDICATED T		08/09/2024	Call @ 100.00		254,609	215,000	245,395	237,205		(507)		(507)		236,698		(21,698)	(21,698)	13,205	11/15/2039	1.C FE
..64990C-JH-2	NEW YORK STATE DORMITORY AUTHORITY		09/26/2024	WELLS FARGO SECURITIES, LLC MORGAN STANLEY & CO. LLC		277,701	300,000	340,347	335,812		(1,458)		(1,458)		334,354		(56,653)	(56,653)	15,699	07/01/2038	2.A FE
..66285W-CD-6	NORTH TEX TIWY AUTH REV		09/05/2024			24,752,800	40,000,000	20,829,200	21,612,551		669,124		669,124		21,618,098		3,134,702	3,134,702		01/01/2038	1.D FE
..709223-ZZ-7	PENNSYLVANIA ST TPK COMM TPK REV		09/05/2024	BOFA SECURITIES, INC.		12,855,600	12,000,000	11,802,120	11,805,296		2,433		2,433		11,805,342		1,050,258	1,050,258	509,758	12/01/2049	1.D FE
..87638T-FN-8	TARRANT CNTY TEX CULTURAL ED FACS FIN CO		09/05/2024	UBS SECURITIES LLC		3,433,680	3,600,000	3,180,312	3,188,572		6,985		6,985		3,188,629		245,051	245,051	152,400	02/15/2047	1.C FE
..882667-AZ-1	TEXAS PRIVATE ACTIVITY BD SURFACE TRANSP		09/05/2024	RAYMOND JAMES/FI		435,285	500,000	374,420	376,823		2,027		2,027		376,841		58,445	58,445	23,205	12/31/2049	2.A FE

E05.1

STATEMENT AS OF SEPTEMBER 30, 2024 OF THE First Allmerica Financial Life Insurance Company

**SCHEDULE D - PART 4**

Show All Long-Term Bonds and Stock Sold, Redeemed or Otherwise Disposed of During the Current Quarter

1	2	3	4	5	6	7	8	9	10	Change In Book/Adjusted Carrying Value					16	17	18	19	20	21	22	
										11	12	13	14	15								
CUSIP Identification	Description	Foreign	Disposal Date	Name of Purchaser	Number of Shares of Stock	Consideration	Par Value	Actual Cost	Prior Year Book/Adjusted Carrying Value	Unrealized Valuation Increase/(Decrease)	Current Year's (Amortization)/Accretion	Current Year's Other Than Temporary Impairment Recognized	Total Change in Book/Adjusted Carrying Value (11 + 12 - 13)	Total Foreign Exchange Change in Book /Adjusted Carrying Value	Book/Adjusted Carrying Value at Disposal Date	Foreign Exchange Gain (Loss) on Disposal	Realized Gain (Loss) on Disposal	Total Gain (Loss) on Disposal	Bond Interest/Stock Dividends Received During Year	Stated Contractual Maturity Date	NAIC Designation, NAIC Designation Modifier and SVO Administrative Symbol	
..89602H-DQ-7	TRIBOROUGH BRDG & TUNL AUTH N Y PAYROLL .....		09/05/2024	MORGAN STANLEY & CO. LLC		10,169,294	10,285,000	9,712,640	9,721,027						9,732,916		436,378	436,378	342,940	05/15/2052	1.B FE	
..913366-KT-6	UNIV CALIF REGTS MED CTR POOLED REV .....		09/05/2024	MORGAN STANLEY & CO. LLC		1,573,271	1,585,000	1,450,370	1,452,194		1,557		1,557		1,452,209		121,062	121,062	51,248	05/15/2053	1.D FE	
..915115-Y4-5	UNIVERSITY TEXAS PERMANENT UNIVERSITY FU .....		09/05/2024	WELLS FARGO SECURITIES, LLC		3,653,670	3,000,000	3,539,850	3,509,357		(26,189)		(26,189)		3,621,315		32,355	32,355	185,938	07/01/2035	1.A FE	
..92812V-D9-4	VIRGINIA ST HSG DEV AUTH .....		09/05/2024	BOFA SECURITIES, INC		3,236,560	4,000,000	2,839,400	2,851,792		10,515		10,515		2,851,885		384,675	384,675	117,364	06/01/2055	1.B FE	
..93976A-AH-5	WASHINGTON ST CONVENTION CTR PUB FACS DI .....		07/01/2024	Call @ 100.00 .....		160,000	160,000	202,301	186,947				(140)		186,807		(26,807)	(26,807)	10,864	07/01/2040	2.B FE	
..976595-FA-1	WISCONSIN CTR DIST WIS TAX REV .....		09/05/2024	WELLS FARGO SECURITIES, LLC		7,300,178	8,425,000	6,446,136	6,473,608		23,155		23,155		6,473,813		826,365	826,365	254,892	12/15/2050	1.E FE	
<b>0909999999. Subtotal - Bonds - U.S. Special Revenues</b>						<b>507,370,053</b>	<b>564,226,143</b>	<b>478,647,823</b>	<b>403,833,258</b>		<b>5,633,237</b>		<b>5,633,237</b>		<b>485,266,969</b>		<b>21,985,819</b>	<b>21,985,819</b>	<b>14,231,498</b>		<b>XXX</b>	<b>XXX</b>
..00002N-AC-1	ADMT 24NQM2 A3 - RMBS .....		09/25/2024	Paydown		97,844	97,844	97,844	97,844		1		1		97,844				2,259	04/25/2069	1.A Z	
..00039G-AB-5	ADMT 24NQM1 A2 - RMBS .....		09/01/2024	Paydown		211,325	211,325	211,324	211,324		1		1		211,325				7,727	02/25/2069	1.D FE	
..00039G-AC-3	ADMT 24NQM1 A3 - RMBS .....		09/01/2024	Paydown		294,981	294,981	294,980	294,980		1		1		294,981				11,044	02/25/2069	1.G FE	
..00039H-AC-1	ADMT 24NQM3 A3 - RMBS .....		08/25/2024	Paydown		267,206	267,206	267,203	267,203		4		4		267,206				2,329	07/25/2069	1.A Z	
..00206R-BK-7	AT&T INC .....		09/26/2024	Direct		6,018,765	6,800,000	5,700,168	5,700,168		13,125		13,125		5,713,293		305,472	305,472	230,478	06/15/2045	2.B FE	
..00206R-JK-9	AT&T INC .....		07/15/2024	PRIVATE		1,038,648	1,200,000	1,039,788	1,039,788		1,207		1,207		1,040,995		(2,347)	(2,347)	34,875	06/01/2044	2.B FE	
..00249X-AB-4	ADMT 23NQM5 A2 - CMO/RMBS .....		09/01/2024	Paydown		130,926	130,926	130,926	132,669		(1,743)		(1,743)		130,926				6,710	11/26/2068	1.C FE	
..00249X-AC-2	ADMT 23NQM5 A3 - CMO/RMBS .....		09/01/2024	Paydown		294,585	294,584	294,581	294,768		(183)		(183)		294,585				15,818	11/26/2068	1.G FE	
..00287Y-AM-1	ABBVIE INC .....		07/15/2024	CITIBANK/THE CITIGROUP PRIVATE		9,798,690	11,000,000	9,397,622	9,429,752		26,563		26,563		9,430,317		368,373	368,373	336,111	11/06/2042	1.G FE	
..00287Y-AW-9	ABBVIE INC .....		09/24/2024	DEUTSCHE BANK SECURITIES, INC.		2,867,283	3,057,000	2,579,117	2,580,478		8,047		8,047		2,588,525		278,758	278,758	117,520	05/14/2046	1.G FE	
..00449T-AA-3	ACHM 24HE1 A - RMBS .....		09/25/2024	Paydown		464,279	464,279	464,255	464,255		23		23		464,279				10,452	05/25/2039	1.A FE	
..008684-AA-0	AHMA 2006-6 A1A - CMO/RMBS .....		09/25/2024	Paydown		54,986	66,643	47,860	54,012		973		973		54,986				2,169	12/25/2046	1.A FM	
..00973R-AN-3	AKER BP ASA .....	C	09/24/2024	Direct		9,966,390	10,000,000	9,968,300	9,968,300						9,968,300		(1,910)	(1,910)		10/01/2034	2.B FE	
..00973R-AP-8	AKER BP ASA .....	C	09/24/2024	CANTOR FITZGERALD & CO.		10,005,600	10,000,000	9,969,000	9,969,000						9,969,000		36,600	36,600		10/01/2054	2.B FE	
..01626P-AG-1	ALIMENTATION COUCHE-TARD INC .....		09/26/2024	J.P. MORGAN SECURITIES LLC		529,043	600,000	503,071	503,071		1,192		1,192		506,799		22,244	22,244	18,075	07/26/2047	2.A FE	
..03464U-AB-2	AOMT 236 A2 - RMBS .....		09/01/2024	Paydown		15,110	15,110	14,985	15,347		(237)		(237)		15,110				643	12/27/2067	1.C FE	
..03464U-AC-0	AOMT 236 A3 - RMBS .....		09/01/2024	Paydown		15,110	15,110	14,914	14,955		155		155		15,110				643	12/27/2067	1.F FE	
..03465G-AA-4	AOMT 232 A1 - RMBS .....		09/01/2024	Paydown		18,230	18,230	17,242	17,361		869		869		18,230				563	10/25/2067	1.A FE	
..03465G-AB-2	AOMT 232 A2 - RMBS .....		09/01/2024	Paydown		9,115	9,115	8,561	8,628		487		487		9,115				281	10/25/2067	1.C FE	
..03465G-AC-0	AOMT 232 A3 - RMBS .....		09/01/2024	Paydown		9,115	9,115	8,398	8,504		611		611		9,115				281	10/25/2067	1.F FE	
..03465Y-AB-3	AOMT 245 A2 - RMBS .....		09/01/2024	Paydown		25,434	25,434	24,435	24,435		999		999		25,434				410	07/25/2068	1.A Z	
..03465Y-AC-1	AOMT 245 A3 - RMBS .....		09/01/2024	Paydown		61,508	61,508	58,699	58,699		2,809		2,809		61,508				991	07/25/2068	1.A Z	
..03466H-AC-7	AOMT 243 A3 - RMBS .....		09/01/2024	Paydown		88,809	88,809	84,786	84,786		4,024		4,024		88,809				2,094	11/26/2068	1.A Z	
..034942-AC-6	AOMT 242 A3 - RMBS .....		09/01/2024	Paydown		404,682	404,682	406,151	406,151		(1,469)		(1,469)		404,682				14,939	01/25/2069	1.F FE	
..03522A-AJ-9	ANHEUSER-BUSCH COMPANIES LLC .....		09/24/2024	RBC CAPITAL MARKETS Morgan Stanley & Co. LLC		4,300,603	4,320,000	3,908,962	2,686,677		6,659		6,659		3,916,659		383,944	383,944	211,092	02/01/2046	1.G FE	
..037833-AT-7	APPLE INC .....		09/24/2024	Direct		3,385,122	3,398,000	3,068,873	3,070,048		6,899		6,899		3,076,947		308,174	308,174	133,990	05/06/2044	1.B FE	
..03837A-AC-4	APTV PLC .....	C	09/09/2024	Direct		14,782,850	15,000,000	14,921,400	14,921,400						14,921,400		(138,550)	(138,550)		09/13/2054	2.B FE	
..03959K-AA-8	ARCHROCK PARTNERS LP .....		08/23/2024	TENDER/PURCHASE OFFER Morgan Stanley & Co. LLC		2,069,104	2,050,648	2,067,566	2,067,566		(4,335)		(4,335)		2,063,231		5,873	5,873	36,391	04/01/2027	3.C FE	
..040555-CT-9	ARIZONA PUBLIC SERVICE CO .....		09/26/2024	Private		4,322,400	5,000,000	4,132,750	4,132,750		7,971		7,971		4,142,574		179,826	179,826	188,500	11/15/2045	2.A FE	
..049560-AL-9	ATMOS ENERGY CORP .....		07/15/2024	CITIBANK/THE CITIGROUP PRIVATE		19,082,700	22,500,000	18,335,260	18,416,922		66,940		66,940		18,418,414		664,286	664,286	936,344	01/15/2043	1.E FE	

E05.2

STATEMENT AS OF SEPTEMBER 30, 2024 OF THE First Allmerica Financial Life Insurance Company

**SCHEDULE D - PART 4**

Show All Long-Term Bonds and Stock Sold, Redeemed or Otherwise Disposed of During the Current Quarter

1	2	3	4	5	6	7	8	9	10	Change In Book/Adjusted Carrying Value					16	17	18	19	20	21	22
										11	12	13	14	15							
CUSIP Identification	Description	Foreign	Disposal Date	Name of Purchaser	Number of Shares of Stock	Consideration	Par Value	Actual Cost	Prior Year Book/Adjusted Carrying Value	Unrealized Valuation Increase/(Decrease)	Current Year's (Amortization)/Accretion	Other Than Temporary Impairment Recognized	Total Change in Book/Adjusted Carrying Value (11 + 12 - 13)	Total Foreign Exchange Change in Book /Adjusted Carrying Value	Book/Adjusted Carrying Value at Disposal Date	Foreign Exchange Gain (Loss) on Disposal	Realized Gain (Loss) on Disposal	Total Gain (Loss) on Disposal	Bond Interest/Stock Dividends Received During Year	Stated Contractual Maturity Date	NAIC Designation, NAIC Designation Modifier and SVO Administrative Symbol
..05592L-AE-6	BOCA 22BOCA C - CMBS		08/15/2024	Paydown		3,070,134	3,070,134	3,065,651	3,070,912		(778)		(778)		3,070,134				167,468	05/15/2035	1.A Z
..05592L-AG-1	BOCA 22BOCA D - CMBS		08/15/2024	Paydown		2,363,000	2,363,000	2,368,908		(5,908)		(5,908)			2,363,000				69,205	05/15/2035	1.A Z
..05608U-AJ-7	BX 22GPA B - CMBS		07/15/2024	Paydown		951	951	948	954		(3)		(3)		951				45	08/15/2039	1.A FM
..05608U-AL-2	BX 22GPA C - CMBS		07/15/2024	Paydown		3,807	3,807	3,814	3,813		(6)		(6)		3,807				192	08/15/2039	1.A FM
..05609K-AJ-8	BX 2021-XL2 E - CMBS		09/15/2024	Paydown		3,206	3,206	3,165			.41		.41		3,206				150	10/15/2038	1.A FM
..05609K-AN-9	BX 2021-XL2 G - CMBS		09/15/2024	Paydown		9,296	9,296	9,179			.116		.116		9,296				327	10/15/2038	1.A FM
..05609R-AJ-3	BX 2021-BXMF C - CMBS		09/15/2024	Paydown		249,194	249,194	241,251	243,924		5,270		5,270		249,194				12,632	10/15/2038	1.A FM
..05609W-AJ-2	BX 2022-IND C - CMBS		09/15/2024	Paydown		51,463	51,463	50,508	50,588		.875		.875		51,463				2,996	04/15/2037	1.A FM
..05609W-AL-7	BX 2022-IND D - CMBS		09/15/2024	Paydown		58,910	58,910	59,020			(110)		(110)		58,910				2,044	04/15/2037	1.A FM
..05610H-AE-3	BX 22LP2 C - CMBS		07/15/2024	Paydown		18,546	18,546	18,030	18,147		399		399		18,546				756	02/15/2039	1.A FM
..05610H-AG-8	BX 22LP2 D - CMBS		07/15/2024	Paydown		25,825	25,825	25,202	9,155		.580		.580		25,825				1,011	02/15/2039	1.A FM
..05610H-AN-3	BX 22LP2 G - CMBS		07/15/2024	Paydown		308,646	308,646	309,172	309,172		(525)		(525)		308,646				17,230	02/15/2039	1.E FM
..05611V-AE-1	BX 24XL4 C - CMBS		09/16/2024	Paydown		240,339	240,339	239,739			601		601		240,339				10,688	02/15/2039	1.A Z
..05611V-AG-6	BX 24XL4 D - CMBS		09/16/2024	Paydown		448,634	448,634	447,512			1,122		1,122		448,634				22,469	02/15/2039	1.A Z
..05612E-AG-3	BX 24MF D - CMBS		09/15/2024	Paydown		1,406,733	1,406,733	1,403,353			3,379		3,379		1,406,733				56,749	02/15/2039	1.A Z
..05612E-AJ-7	BX 24MF E - CMBS		09/15/2024	Paydown		476,509	476,509	475,318			1,191		1,191		476,509				25,553	02/15/2039	1.A Z
..05612G-AG-8	BX 24XL5 D - CMBS		09/15/2024	Paydown		362,803	362,803	361,896			907		907		362,803				14,864	03/15/2041	1.A Z
..05612H-AG-6	BX 24CNYN D - CMBS		08/15/2024	Paydown		84,992	84,992	84,779			212		212		84,992				2,516	04/15/2041	1.A Z
..05612H-AJ-0	BX 24CNYN E - CMBS		08/15/2024	Paydown		188,871	188,871	188,399			472		472		188,871				6,289	04/15/2041	1.A Z
..06654D-AA-5	BANNER HEALTH		09/05/2024	BOFA SECURITIES, INC ... MORGAN STANLEY & CO. LLC		5,850,810	7,000,000	4,994,824	5,023,792		24,485		24,485		5,024,001		826,809	826,809	310,640	01/01/2049	1.D FE
..06654D-AG-2	BANNER HEALTH		09/05/2024	CITIBANK/THE CITIGROUP PRIVATE		3,862,700	5,000,000	3,386,936	3,428,694		35,585		35,585		3,428,991		433,709	433,709	171,594	01/01/2042	1.D FE
..06738E-AJ-4	BARCLAYS PLC	C	07/15/2024	CITIBANK/THE CITIGROUP PRIVATE		7,845,761	8,150,000	7,087,949	7,104,173		13,224		13,224		7,104,490		741,271	741,271	391,030	08/17/2045	2.A FE
..07401M-AG-6	BSMF 2007-AR1 2A3 - RMBS		09/25/2024	Paydown		75,555	61,272	54,915	73,451		2,104		2,104		75,555				996	12/26/2036	1.A FM
..07401M-AA-7	BSMF 2006-AR5 1A1 - RMBS		09/25/2024	Paydown		54,142	54,142	47,275	48,412		5,730		5,730		54,142				605	03/25/2037	1.A FM
..07401T-AA-4	BSMF 2007-AR2 A1 - RMBS		09/25/2024	Paydown		25,782	25,782	18,127	18,079		7,704		7,704		25,782				721	04/27/2037	1.A FM
..07401Y-AA-3	BSMF 2007-AR4 1A1 - RMBS		09/25/2024	Paydown		32,413	32,413	27,272	28,079		4,334		4,334		32,413				721	04/27/2037	1.A FM
..09077L-AG-7	BGCL0 2 C - CDO	C	09/04/2024	Paydown		900,000	900,000	898,650			1,350		1,350		900,000				44,780	10/19/2034	1.F FE
..10373Q-AE-0	BP CAPITAL MARKETS AMERICA INC		08/01/2024	GOLDMAN SACHS & CO.		1,972,000	2,000,000	2,099,300	2,046,593		(6,140)		(6,140)		2,046,282		(74,282)	(74,282)	62,569	11/06/2028	1.E FE
..10567M-AB-1	BRAVO 23NQM8 A2 - RMBS		09/01/2024	Paydown		107,143	107,143	107,140	107,144		(1)		(1)		107,143				5,671	10/25/2063	1.C FE
..10567M-AC-9	BRAVO 23NQM8 A3 - RMBS		09/01/2024	Paydown		122,449	122,449	122,444	122,449		(1)		(1)		122,449				6,801	10/25/2063	1.F FE
..10569D-AB-9	BRAVO 23NQM6 A2 - RMBS		09/01/2024	Paydown		19,365	19,365	19,365	19,515		(150)		(150)		19,365				865	09/25/2063	1.C FE
..10569D-AC-7	BRAVO 23NQM6 A3 - RMBS		09/01/2024	Paydown		52,557	52,557	52,982	18,317		(393)		(393)		52,557				1,978	09/25/2063	1.F FE
..10569H-AB-0	BRAVO 23NQM7 A2 - CMO/RMBS		09/01/2024	Paydown		370,781	370,781	370,777	372,573		(1,792)		(1,792)		370,781				18,744	09/25/2063	1.C FE
..10569H-AC-8	BRAVO 23NQM7 A3 - CMO/RMBS		09/01/2024	Paydown		370,781	370,781	370,777	370,803		(21)		(21)		370,781				19,130	09/25/2063	1.F FE
..10569K-AB-3	BRAVO 24NQM2 A2 - RMBS		09/01/2024	Paydown		412,220	412,220	412,212			.7		.7		412,220				15,280	02/25/2064	1.C FE
..10569K-AC-1	BRAVO 24NQM2 A3 - RMBS		09/01/2024	Paydown		396,874	396,874	396,869			.5		.5		396,874				14,794	02/25/2064	1.F FE
..10569Y-AB-3	BRAVO 23NQM4 A2 - CMO/RMBS		09/01/2024	Paydown		20,707	20,707	20,707	20,741		(33)		(33)		20,707				942	05/25/2063	1.C FE
..10569Y-AC-1	BRAVO 23NQM4 A3 - CMO/RMBS		09/01/2024	Paydown		46,838	46,838	46,838	46,826		12		12		46,838				2,180	05/25/2063	1.F FE
..10570F-AC-9	BRAVO 24NQM1 A3 - RMBS		09/01/2024	Paydown		341,660	341,660	341,658			1		1		341,660				13,025	12/26/2063	1.F FE
..110122-CR-7	BRISTOL-MYERS SQUIBB CO		09/26/2024	J.P. MORGAN SECURITIES LLC		439,535	500,000	415,611			915		915		418,741		20,794	20,794	19,538	10/26/2049	1.F FE
..110122-DJ-4	BRISTOL-MYERS SQUIBB CO		09/26/2024	J.P.MORGAN SECURITIES INC, NEW YORK		6,963,670	7,000,000	6,620,110			4,266		4,266		6,625,252		338,418	338,418	215,833	08/15/2045	1.F FE
..11043X-AA-1	BRITISH AIRWAYS 2019-1 PASS THROUGH TRUS		09/15/2024	Paydown		958	958	989	987		(29)		(29)		958				32	06/15/2034	1.D FE
..12433B-AE-7	BX 24MDHS C - CMBS		07/15/2024	Paydown		2,423,878	2,423,878	2,417,822			6,056		6,056		2,423,878				30,242	05/15/2041	1.A Z

E05.3



STATEMENT AS OF SEPTEMBER 30, 2024 OF THE First Allmerica Financial Life Insurance Company

**SCHEDULE D - PART 4**

Show All Long-Term Bonds and Stock Sold, Redeemed or Otherwise Disposed of During the Current Quarter

1	2	3	4	5	6	7	8	9	10	Change In Book/Adjusted Carrying Value					16	17	18	19	20	21	22
										11	12	13	14	15							
CUSIP Identification	Description	Foreign	Disposal Date	Name of Purchaser	Number of Shares of Stock	Consideration	Par Value	Actual Cost	Prior Year Book/Adjusted Carrying Value	Unrealized Valuation Increase/(Decrease)	Current Year's (Amortization)/Accretion	Current Year's Other Than Temporary Impairment Recognized	Total Change in Book/Adjusted Carrying Value (11 + 12 - 13)	Total Foreign Exchange Change in Book /Adjusted Carrying Value	Book/Adjusted Carrying Value at Disposal Date	Foreign Exchange Gain (Loss) on Disposal	Realized Gain (Loss) on Disposal	Total Gain (Loss) on Disposal	Bond Interest/Stock Dividends Received During Year	Stated Contractual Maturity Date	NAIC Designation, NAIC Designation Modifier and SVO Administrative Symbol
..12433B-AG-2	BX 24MDHS D - CMBS		07/15/2024	Paydown		2,837,315	2,837,315	2,830,230					7,085		2,837,315				38,522	05/15/2041	1.A Z
..12433B-AJ-6	BX 24MDHS E - CMBS		07/15/2024	Paydown		482,398	482,398	481,192					1,206		482,398				7,366	05/15/2041	1.A Z
..12434C-AJ-3	BX 2021-SDMF C - CMBS		08/15/2024	Paydown		4,506	4,506	4,327	4,361				144		4,506				193	09/15/2034	1.A FM
..12434C-AL-8	BX 2021-SDMF D - CMBS		08/15/2024	Paydown		11,699	11,699	11,316	11,417				282		11,699				542	09/15/2034	1.A FM
..12434C-AN-4	BX 2021-SDMF E - CMBS		08/15/2024	Paydown		10,347	10,347	9,998	10,097				251		10,347				493	09/15/2034	1.A FM
..12434F-AG-2	BX 2021-CIP C - CMBS		07/15/2024	Paydown		2,468	2,468	2,393	2,410				58		2,468				101	12/15/2038	1.A FM
..12434F-AJ-6	BX 2021-CIP D - CMBS		07/15/2024	Paydown		11,933	11,933	11,180	11,484				449		11,933				502	12/15/2038	1.A FM
..12434F-AL-1	BX 2021-CIP E - CMBS		07/15/2024	Paydown		24,177	24,177	23,840					337		24,177				866	12/15/2038	1.A FM
..12434G-AC-9	BX 2023-XL3 B - CMBS		09/15/2024	Paydown		1,265,668	1,265,668	1,262,503	1,262,902				2,765		1,265,668				58,430	12/17/2040	1.A FM
..12434G-AE-5	BX 2023-XL3 C - CMBS		09/15/2024	Paydown		1,150,607	1,150,607	1,147,730	1,147,719				2,888		1,150,607				56,292	12/17/2040	1.A FM
..12434G-AG-0	BX 2023-XL3 D - CMBS		09/15/2024	Paydown		2,991,578	2,991,578	2,984,099	2,984,053				7,525		2,991,578				163,782	12/17/2040	1.B FM
..125523-AK-6	CIGNA GROUP		09/24/2024	JANE STREET EXECUTION SERVICES LLC		1,439,205	1,523,000	1,360,130					1,544		1,361,675		77,530	77,530	58,043	12/15/2048	2.A FE
..12566Q-AG-8	CIWALT 2007-A1 1A7 - CMO/RMBS		08/01/2024	Paydown		12,336	8,404	7,231	7,791				4,545		12,336				316	01/25/2037	1.F FM
..12566X-AK-4	CIWALT 2007-A7 2A1 - CMO/RMBS		09/25/2024	Paydown		4,425	4,749	3,983	4,173			190	442		4,425				180	07/25/2037	1.A FM
..12598U-AB-2	COLT 232 A2 - RMBS		09/01/2024	Paydown		114,075	114,075	114,074	114,529			(454)	(454)		114,075				5,171	07/25/2068	1.C FE
..12598U-AC-0	COLT 232 A3 - RMBS		09/01/2024	Paydown		95,507	95,507	95,517	95,487				20		95,507				4,426	07/25/2068	1.F FE
..12622S-AC-5	COLT 241NV2 A3 - RMBS		09/01/2024	Paydown		49,376	49,376	49,376							49,376				1,102	05/28/2069	1.A Z
..12663D-AE-4	CSMC 22NQM5 A3 - CMO/RMBS		09/01/2024	Paydown		45,135	45,135	44,458					678		45,135				1,152	05/25/2067	1.F FE
..12665Q-BV-1	CVSPAS 2010 CTF - CMBS		09/10/2024	Paydown		12,296	12,296	14,667	13,957			(1,662)	(1,662)		12,296				473	01/10/2033	2.B Z
..12665Q-BY-5	CVSPAS 2011 CTF - CMBS		09/10/2024	Paydown		1,650	1,650	2,018	1,913				(263)		1,650				65	01/10/2034	2.B FE
..12665E-AE-0	CSMC 2022-NQMA A3 - CMO/RMBS		09/01/2024	Paydown		212,650	212,650	207,263				2,890	3,052		212,650				5,152	06/27/2067	1.F FE
..12667G-LB-4	CIWALT 2005-27 1A2 - CMO/RMBS		09/01/2024	Paydown		29,715	29,715	15,214	17,880				11,835		29,715				1,009	08/25/2035	1.A FM
..12667G-MF-7	CIWALT 2005-16 A4 - CMO/RMBS		09/25/2024	Paydown		6,090	6,090	3,035	3,559				2,531		6,090				202	06/25/2035	1.A FM
..12667G-NS-8	CIWALT 2005-24 1A1 - CMO/RMBS		09/01/2024	Paydown		20,696	20,403	14,204	13,429				7,268		20,696				809	07/20/2035	1.A FM
..12667G-Y9-8	CIWALT 2005-38 A1 - CMO/RMBS		09/01/2024	Paydown		23,586	23,586	19,074	19,412				4,173		23,586				766	09/25/2035	1.A FM
..12667G-Z3-0	CIWALT 2005-38 A3 - CMO/RMBS		09/25/2024	Paydown		40,882	40,882	31,718	32,554				8,327		40,882				1,328	09/25/2035	1.A FM
..12668A-GN-9	CIWALT 2005-56 1A1 - CMO/RMBS		09/25/2024	Paydown		19,991	19,991	9,686	10,430				9,561		19,991				630	11/25/2035	1.A FM
..12668A-TN-5	CIWALT 2005-62 1A1 - CMO/RMBS		09/25/2024	Paydown		44,619	44,619	33,569	30,478				14,141		44,619				978	12/25/2035	1.A FM
..134429-BR-9	CAMPBELL SOUP CO		09/30/2024			6,949,600	7,000,000	6,948,550							6,948,550		1,050	1,050		10/13/2054	2.B FE
..17312V-AD-0	CIWALT 2007-6 12A - CMO/RMBS		09/01/2024	Paydown		26,278	25,297	10,795	9,828				16,450		26,278				671	03/25/2037	1.A FM
..17312V-AE-8	CIWALT 2007-6 13A - CMO/RMBS		09/01/2024	Paydown		50,237	50,237	17,918	26,153				24,083		50,237				1,349	03/25/2037	1.A FM
..19688M-AC-4	COLT 2022-8 A3 - CMO/RMBS		09/01/2024	Paydown		23,060	23,060	23,150				(90)	(90)		23,060				745	08/25/2067	1.F FE
..19688T-AC-9	COLT 241 A3 - RMBS		09/01/2024	Paydown		277,410	277,410	277,406					5		277,410				9,842	02/25/2069	1.A Z
..224044-CV-7	COX COMMUNICATIONS INC		08/15/2024			10,035,800	10,000,000	9,987,200							9,987,200		48,600	48,600		09/01/2054	2.B FE
..22757A-AC-0	CROSS 24H1 A3 - RMBS		09/01/2024	Paydown		197,986	197,986	197,896					90		197,986				7,368	12/26/2068	1.F FE
..22757B-AC-8	CROSS 24H2 A3 - RMBS		09/01/2024	Paydown		41,007	41,007	40,782					225		41,007				997	12/26/2068	1.A Z
..22758D-AC-3	CROSS 24H3 A3 - RMBS		09/01/2024	Paydown		43,978	43,978	43,977					1		43,978				979	06/25/2069	1.A Z
..23242G-AE-4	CIWALT 2006-0A16 A2 - RMBS		09/25/2024	Paydown		1,200	1,200	785	856				344		1,200				33	10/25/2046	1.A FM
..23245Q-AA-7	CIWALT 2006-0A21 A1 - CMO/RMBS		09/20/2024	Paydown		12,610	17,515	10,966	11,217				1,393		12,610				588	03/20/2047	1.A FM
..23332U-GM-0	DSLA 2006-AR1 21A - RMBS		09/01/2024	Paydown		13,921	13,921	11,911	12,075				1,846		13,921				417	04/19/2046	1.A FM
..233651-BJ-2	MERCEDES-BENZ FINANCE NORTH AMERICA LLC		08/01/2024	Maturity @ 100.00		6,500,000	6,500,000	6,307,015	6,430,016				69,984		6,500,000				211,250	08/01/2024	1.F FE
..268434-AC-1	EFMT 241NV1 A3 - RMBS		09/01/2024	Paydown		404,871	404,871	404,867					4		404,871				9,555	03/25/2069	1.A Z

E05.4

STATEMENT AS OF SEPTEMBER 30, 2024 OF THE First Allmerica Financial Life Insurance Company

**SCHEDULE D - PART 4**

Show All Long-Term Bonds and Stock Sold, Redeemed or Otherwise Disposed of During the Current Quarter

1	2	3	4	5	6	7	8	9	10	Change In Book/Adjusted Carrying Value					16	17	18	19	20	21	22
										11	12	13	14	15							
CUSIP Identification	Description	Foreign	Disposal Date	Name of Purchaser	Number of Shares of Stock	Consideration	Par Value	Actual Cost	Prior Year Book/Adjusted Carrying Value	Unrealized Valuation Increase/(Decrease)	Current Year's (Amortization)/Accretion	Current Year's Other Than Temporary Impairment Recognized	Total Change in Book/Adjusted Carrying Value (11 + 12 - 13)	Total Foreign Exchange Change in Book /Adjusted Carrying Value	Book/Adjusted Carrying Value at Disposal Date	Foreign Exchange Gain (Loss) on Disposal	Realized Gain (Loss) on Disposal	Total Gain (Loss) on Disposal	Bond Interest/Stock Dividends Received During Year	Stated Contractual Maturity Date	NAIC Designation, NAIC Designation Modifier and SVO Administrative Symbol
..278062-AE-4	EATON CORP .....		07/15/2024	CITIBANK/THE CITIGROUP PRIVATE BANK OF NEW YORK (UBSFS)	30,262,050	35,000,000	28,977,057	29,098,006			99,968		99,968		29,100,115		1,161,935	1,161,935	1,024,819	11/02/2042	1.G FE
..29250N-AM-7	ENBRIDGE INC .....		09/26/2024	CITIBANK/THE CITIGROUP PRIVATE	5,046,400	5,000,000	4,828,350				1,643		1,643		4,830,511		215,889	215,889	226,111	12/01/2046	2.B FE
..29379V-BA-0	ENTERPRISE PRODUCTS OPERATING LLC .....		07/15/2024	CITIBANK/THE CITIGROUP PRIVATE	10,533,540	11,500,000	10,114,399	10,139,359			20,474		20,474		10,139,817		393,723	393,723	466,341	03/15/2044	1.G FE
..29379V-BC-6	ENTERPRISE PRODUCTS OPERATING LLC .....		07/15/2024	CITIBANK/THE CITIGROUP PRIVATE	301,648	320,000	301,565				150		150		301,715		(67)	(67)	6,845	02/15/2045	1.G FE
..29379V-BJ-1	ENTERPRISE PRODUCTS OPERATING LLC .....		09/24/2024	JPMORGAN SECURITIES INC, NEW YORK	3,946,206	4,102,000	3,753,002				3,966		3,966		3,756,968		189,238	189,238	173,082	05/15/2046	1.G FE
..29379V-CG-6	ENTERPRISE PRODUCTS OPERATING LLC .....		08/01/2024	Direct	14,927,350	15,000,000	14,910,000								14,910,000		17,350	17,350		02/15/2035	1.G FE
..29379V-CH-4	ENTERPRISE PRODUCTS OPERATING LLC .....		08/01/2024	Direct	24,953,600	25,000,000	24,915,750								24,915,750		37,850	37,850		02/16/2055	1.G FE
..30161N-AV-3	EXELON CORP .....		09/24/2024	WELLS FARGO SECURITIES, LLC	3,962,167	4,440,000	3,749,846				7,515		7,515		3,757,362		204,805	204,805	186,603	04/15/2046	2.B FE
..31428X-AU-0	FEDEX CORP .....		07/15/2024	CITIBANK/THE CITIGROUP PRIVATE	6,516,080	8,000,000	6,159,508	6,193,299			27,932		27,932		6,193,893		322,187	322,187	246,911	04/15/2043	2.B FE
..31573E-AC-5	EFMT 223 A3 - CMO/RMBS .....		09/01/2024	Paydown	132,356	132,356	123,824	123,824			8,532		8,532		132,356				4,509	08/25/2067	1.F FE
..31684C-AA-9	FIGRE 23HE3 A - RMBS .....		09/25/2024	Paydown	648,681	648,681	648,675	648,676			4		4		648,681				28,696	11/25/2053	1.A FE
..316925-AA-4	FIGRE 23HE2 A - CMO/RMBS .....		09/25/2024	Paydown	33,047	33,047	32,985	33,167			(121)		(121)		33,047				1,393	05/27/2053	1.A FE
..32029G-AC-8	FFML 2007-FF2 A2B - RMBS .....		08/26/2024	Paydown	79,776	79,776	45,244	37,973			41,802		41,802		79,776				925	03/25/2037	1.A FM
..341099-CR-8	DUKE ENERGY FLORIDA LLC .....		07/15/2024	CITIBANK/THE CITIGROUP PRIVATE	525,585	655,000	495,571	498,621			2,522		2,522		498,674		26,911	26,911	16,882	11/15/2042	1.F FE
..35564K-P3-7	STACR 2023-DNA1 M1A - CMO/RMBS .....		07/25/2024	Paydown	210,615	210,615	210,631	210,581			34		34		210,615				10,570	03/25/2043	1.A FE
..36169G-AB-1	GCAT 2023-NQM3 A2 - RMBS .....		09/01/2024	Paydown	430,355	430,355	437,154	48,794			(6,983)		(6,983)		430,355				16,549	08/27/2068	1.D FM
..36169G-AC-9	GCAT 2023-NQM3 A3 - RMBS .....		09/01/2024	Paydown	48,610	48,610	48,610	48,603			7		7		48,610				2,436	08/27/2068	1.F FM
..36169H-AB-9	GCAT 24NQM1 A2 - RMBS .....		09/01/2024	Paydown	317,786	317,786	317,786								317,786				11,691	01/27/2059	1.A Z
..36169H-AC-7	GCAT 24NQM1 A3 - RMBS .....		09/01/2024	Paydown	317,786	317,786	317,780				6		6		317,786				12,065	01/27/2059	1.A Z
..36171F-AC-7	GCAT 23NQM4 A3 - RMBS .....		09/01/2024	Paydown	22,892	22,892	20,524				2,368		2,368		22,892				570	05/25/2067	1.F FE
..3622E8-AE-5	GSAA 2006-15 AF5 - RMBS .....		09/01/2024	Paydown	20,139	20,139	8,899	5,650			14,489		14,489		20,139				198	09/25/2036	1.A FM
..3622E8-AF-2	GSAA 2006-15 AF6 - RMBS .....		09/01/2024	Paydown	25,879	25,879	11,370	7,223			18,655		18,655		25,879				255	09/25/2036	1.A FM
..3622EQ-AC-9	GSAA 2007-1 2A1 - RMBS .....		09/25/2024	Paydown	51,726	51,727	34,094	34,094			17,633		17,633		51,726				781	02/25/2037	1.A FM
..362918-AA-2	GSMS 23CCM1 A1 - CMO/RMBS .....		09/25/2024	Paydown	58,299	58,299	58,145	58,133			167		167		58,299				2,790	08/25/2053	1.A FE
..362918-AB-0	GSMS 23CCM1 A2 - CMO/RMBS .....		09/25/2024	Paydown	13,992	13,992	14,090	14,066			(75)		(75)		13,992				708	08/25/2053	1.C FE
..362918-AC-8	GSMS 23CCM1 A3 - CMO/RMBS .....		09/25/2024	Paydown	11,660	11,660	11,741	11,732			(72)		(72)		11,660				615	08/25/2053	1.F FE
..370334-BP-8	GENERAL MILLS INC .....		07/15/2024	CITIBANK/THE CITIGROUP PRIVATE	6,131,180	7,250,000	5,699,344	5,728,642			24,143		24,143		5,729,165		402,015	402,015	276,638	02/15/2043	2.B FE
..372546-AU-5	GEORGE WASHINGTON UNIVERSITY .....		09/05/2024	BOFA SECURITIES, INC ... WELLS FARGO SECURITIES, LLC	1,253,088	1,250,000	1,113,539	1,116,244			2,284		2,284		1,116,267		136,821	136,821	59,329	09/15/2045	1.E FE
..37310P-AC-5	GEORGETOWN UNIVERSITY .....		09/05/2024	CITIBANK/THE CITIGROUP PRIVATE	7,403,200	8,000,000	6,560,033	6,581,721			18,423		18,423		6,581,894		821,306	821,306	321,228	04/01/2049	1.G FE
..375558-AX-1	GILEAD SCIENCES INC .....		07/15/2024	CITIBANK/THE CITIGROUP PRIVATE	5,181,617	5,660,000	4,985,875	4,998,001			9,991		9,991		4,998,222		183,395	183,395	215,080	04/01/2044	2.A FE
..375558-BA-0	GILEAD SCIENCES INC .....		09/26/2024	JPMORGAN SECURITIES INC, NEW YORK	8,089,697	8,700,000	7,418,004	5,254,015			21,942		21,942		7,443,420		646,277	646,277	395,600	02/01/2045	2.A FE
..38141E-C3-1	GOLDMAN SACHS GROUP INC .....		09/26/2024	DEUTSCHE BANK SECURITIES, INC.	4,856,019	4,990,000	4,507,567				6,559		6,559		4,514,125		341,893	341,893	172,321	07/08/2044	2.A FE
..38148L-AF-3	GOLDMAN SACHS GROUP INC .....		09/26/2024	GOLDMAN, SACHS & CO. ...	15,221,026	15,250,000	14,434,278				10,501		10,501		14,444,779		776,247	776,247	662,115	05/22/2045	2.B FE
..39538W-EA-2	GMF 2005-AR5 1A1 - CMO/RMBS .....		09/25/2024	Paydown	6,742	6,742	5,795	6,025			717		717		6,742				176	11/25/2045	1.A FM
..39538W-HF-8	GMF 2006-AR3 4A1 - RMBS .....		09/25/2024	Paydown	67,760	67,760	49,983	52,596			15,164		15,164		67,760				1,298	04/25/2036	1.A FM
..403949-AK-6	HF SINCLAIR CORP .....		09/05/2024	Direct	1,736,873	1,723,042	1,737,964				(1,090)		(1,090)		1,736,873				42,717	04/15/2027	2.C FE

STATEMENT AS OF SEPTEMBER 30, 2024 OF THE First Allmerica Financial Life Insurance Company

**SCHEDULE D - PART 4**

Show All Long-Term Bonds and Stock Sold, Redeemed or Otherwise Disposed of During the Current Quarter

1	2	3	4	5	6	7	8	9	10	Change In Book/Adjusted Carrying Value					16	17	18	19	20	21	22
										11	12	13	14	15							
CUSIP Identification	Description	Foreign	Disposal Date	Name of Purchaser	Number of Shares of Stock	Consideration	Par Value	Actual Cost	Prior Year Book/Adjusted Carrying Value	Unrealized Valuation Increase/(Decrease)	Current Year's (Amortization)/Accretion	Current Year's Other Than Temporary Impairment Recognized	Total Change in Book/Adjusted Carrying Value (11 + 12 - 13)	Total Foreign Exchange Change in Book /Adjusted Carrying Value	Book/Adjusted Carrying Value at Disposal Date	Foreign Exchange Gain (Loss) on Disposal	Realized Gain (Loss) on Disposal	Total Gain (Loss) on Disposal	Bond Interest/Stock Dividends Received During Year	Stated Contractual Maturity Date	NAIC Designation, NAIC Designation Modifier and SVO Administrative Symbol
..404280-EH-8	HSBC HOLDINGS PLC	C.....	09/04/2024	CANTOR FITZGERALD & CO.		10,010,000	10,000,000	10,000,000							10,000,000		10,000	10,000		12/29/2049	2.C FE
..404280-EJ-4	HSBC HOLDINGS PLC	C.....	09/04/2024	Direct		10,027,500	10,000,000	10,000,000							10,000,000		27,500	27,500		12/31/2049	2.C FE
..411161P-WC-3	HVMILT 2005-13 2A2 - CMO/RMBS	C.....	07/19/2024	Paydown		506	506	407	290		216		216		506				17	02/19/2036	2.C FM
..411161Q-AB-7	HVMILT 2006-3 2A - CMO/RMBS	C.....	09/01/2024	Paydown		1,503	1,480	746	563		940		940		1,503				43	06/19/2036	1.A FM
..411640-AA-3	HVMILT 2007-7 1AA - RMBS	C.....	08/26/2024	Paydown		244,682	239,179	220,457	220,457		24,226		24,226		244,682				4,525	10/25/2037	2.C FM
..423012-AE-3	HEINEKEN NV	C.....	07/15/2024	CITIBANK/THE CITIGROUP PRIVATE Morgan Stanley & Co. LLC		5,004,302	5,975,000	4,648,941	4,674,928		21,467		21,467		4,675,384		328,918	328,918	189,208	10/01/2042	2.A FE
..423012-AG-8	HEINEKEN NV	C.....	09/24/2024	Direct		4,530,176	5,048,000	4,312,405			7,722		7,722		4,320,128		210,048	210,048	107,354	03/29/2047	2.A FE
..42824C-BW-8	HEWLETT PACKARD ENTERPRISE CO	C.....	09/12/2024	JEFF GA		9,815,600	10,000,000	9,808,600							9,808,600		7,000	7,000		10/15/2054	2.B FE
..43134B-AA-2	HITR 5 A1A - CDO	C.....	07/20/2024	Paydown		1,402,778	1,402,778	1,402,778	1,402,778						1,402,778				88,537	04/20/2043	1.A FE
..43134B-AC-8	HITR 5 A1B - CDO	C.....	07/20/2024	Paydown		333,333	333,333	333,333	333,333						333,333				15,154	04/20/2043	1.A FE
..437076-BA-9	HOME DEPOT INC	C.....	07/15/2024	PRIVATE		6,632,241	7,700,000	6,420,915	6,445,992		20,700		20,700		6,446,435		185,806	185,806	256,025	04/01/2043	1.F FE
..437076-BH-4	HOME DEPOT INC	C.....	09/24/2024	BARCLAYS CAPITAL		1,631,615	1,785,000	1,512,127			3,081		3,081		1,515,208		116,407	116,407	36,667	01/01/2046	1.F FE
..43761J-AB-3	HOMES 23NQM1 A2 - CMO/RMBS	C.....	09/25/2024	Paydown		3,361	3,361	3,288	3,309		52		52		3,361				149	01/25/2068	1.C FE
..444859-BE-1	HUMANA INC	C.....	07/15/2024	CITIBANK/THE CITIGROUP PRIVATE		2,659,680	3,000,000	2,584,999	2,591,895		5,682		5,682		2,592,021		67,659	67,659	117,563	10/01/2044	2.B FE
..44701Q-BG-2	HUNTSMAN INTERNATIONAL LLC	C.....	09/24/2024	Direct		6,969,550	7,000,000	6,974,800						6,974,800		(5,250)	(5,250)		10/15/2034	2.C FE	
..45276Q-AA-2	IMPRL 2022-NQMS A1 - CMO/RMBS	C.....	09/01/2024	Paydown		597,874	597,874	593,632	598,511		(637)		(637)		597,874				21,731	08/25/2067	1.A FE
..456612-AA-8	INDX 2006-AR6 A1A - RMBS	C.....	09/01/2024	Paydown		44,521	44,327	42,883	42,883		1,639		1,639		44,521				1,215	06/25/2046	1.A FM
..45661E-AA-2	INDX 2006-AR2 A1A - RMBS	C.....	09/25/2024	Paydown		25,519	25,519	20,418	21,173		4,346		4,346		25,519				541	04/25/2046	1.A FM
..45661E-AV-6	INDX 2006-AR4 A1A - RMBS	C.....	09/25/2024	Paydown		32,191	32,191	28,361	28,361		3,829		3,829		32,191				1,054	05/25/2046	1.A FM
..45661E-DE-1	INDX 2006-AR7 5A1 - CMO/RMBS	C.....	08/01/2024	Paydown		114,919	95,081	93,185	111,000		3,919		3,919		114,919					05/25/2036	4.A FM
..45661K-AA-8	INDX 2006-AR11 1A1 - CMO/RMBS	C.....	08/01/2024	Paydown		26,822	15,114	14,027	26,392		430		430		26,822					06/25/2036	4.A FM
..45866F-AP-9	INTERCONTINENTAL EXCHANGE INC	C.....	07/15/2024	PRIVATE CITIBANK/THE CITIGROUP		3,535,550	5,000,000	3,356,760	3,396,058		32,440		32,440		3,396,728		138,822	138,822	110,785	09/15/2040	1.G FE
..459200-HF-1	INTERNATIONAL BUSINESS MACHINES CORP	C.....	07/15/2024	CITIBANK/THE CITIGROUP PRIVATE		1,860,208	2,240,000	1,781,832	1,791,138		7,605		7,605		1,791,298		68,910	68,910	51,271	06/20/2042	1.G FE
..461070-AW-4	INTERSTATE POWER AND LIGHT CO	C.....	09/04/2024	CANTOR FITZGERALD & CO.		1,996,080	2,000,000	1,992,260						1,992,260		3,820	3,820		09/30/2054	2.A FE	
..466302-AG-1	JPALT 2006-S4 A4 - RMBS	C.....	09/01/2024	Paydown		114,211	125,582	74,013	112,841		1,370		1,370		114,211				3,721	12/25/2036	1.A FM
..466306-AA-5	JPALT 2008-R2 A1 - CMO/RMBS	C.....	09/01/2024	Paydown		44,036	47,090	29,608	22,465		21,571		21,571		44,036				1,917	06/25/2038	1.A FM
..47054@-AA-2	Jamestown Funding Trust Class B	C.....	09/25/2024	Direct		649,601	649,601	649,601						649,601				14,736	06/13/2025	1.F PL	
..47054@-AB-0	Jamestown Funding Trust Class C	C.....	09/25/2024	Direct		519,916	519,916	519,916						519,916				13,451	06/13/2025	2.B PL	
..475795-AC-4	JELD-WEN INC	C.....	09/13/2024	Call @ 100.00 CITIBANK/THE CITIGROUP		3,206,560	3,206,560	3,150,125			9,687		9,687		3,159,812		46,748	46,748	110,402	12/15/2025	4.A FE
..49456B-AJ-0	KINDER MORGAN INC	C.....	07/15/2024	PRIVATE		7,336,697	8,260,000	7,290,854			6,434		6,434		7,297,289		39,409	39,409	174,963	02/15/2046	2.B FE
..501044-DH-0	KROGER CO	C.....	09/24/2024	PERSHING LLC		2,879,856	2,880,000	2,771,741			1,268		1,268		2,773,009		106,847	106,847	108,000	01/15/2049	2.B FE
..501044-DV-0	KROGER CO	C.....	08/20/2024	CITADEL SECURITIES LLC		30,008,400	30,000,000	29,924,100						29,924,100		84,300	84,300			09/15/2034	2.B FE
..501044-DW-8	KROGER CO	C.....	08/20/2024	CITADEL SECURITIES LLC		14,968,800	15,000,000	14,938,200						14,938,200		30,600	30,600			09/15/2054	2.B FE
..501044-DX-6	KROGER CO	C.....	08/20/2024	Direct		19,962,850	20,000,000	19,911,000						19,911,000		51,850	51,850			09/15/2064	2.B FE
..502431-AV-1	L3HARRIS TECHNOLOGIES INC	C.....	07/29/2024	CITADEL SECURITIES LLC		19,761,800	20,000,000	19,730,200						19,730,200		31,600	31,600			08/15/2054	2.B FE
..52522D-AL-5	LXS 2006-16N A31 - RMBS	C.....	09/25/2024	Paydown		217,162	217,162	194,280	194,280		22,882		22,882		217,162				7,453	11/25/2046	1.A FM
..52522D-AM-3	LXS 2006-16N A4A - RMBS	C.....	09/25/2024	Paydown		6,318	6,318	5,031	5,031		956		956		6,318				217	11/25/2046	1.A FM
..52524G-AA-0	LXS 2007-7N A1A - RMBS	C.....	09/25/2024	Paydown		110,015	110,015	96,034	96,034		13,981		13,981		110,015				3,460	06/25/2047	1.A FM
..53944Y-AQ-6	LLOYDS BANKING GROUP PLC	C.....	09/26/2024	BARCLAYS CAPITAL		11,125,200	15,000,000	10,414,950			6,532		6,532		10,480,704		644,496	644,496	144,586	12/14/2046	2.A FE
..539830-BB-4	LOCKHEED MARTIN CORP	C.....	09/26/2024	Direct		14,892,964	16,400,000	13,563,934	13,634,966		38,805		38,805		13,639,367		1,253,597	1,253,597	379,980	12/15/2042	1.F FE

E05.6

STATEMENT AS OF SEPTEMBER 30, 2024 OF THE First Allmerica Financial Life Insurance Company

**SCHEDULE D - PART 4**

Show All Long-Term Bonds and Stock Sold, Redeemed or Otherwise Disposed of During the Current Quarter

1	2	3	4	5	6	7	8	9	10	Change In Book/Adjusted Carrying Value					16	17	18	19	20	21	22
										11	12	13	14	15							
CUSIP Identification	Description	Foreign	Disposal Date	Name of Purchaser	Number of Shares of Stock	Consideration	Par Value	Actual Cost	Prior Year Book/Adjusted Carrying Value	Unrealized Valuation Increase/(Decrease)	Current Year's (Amortization)/Accretion	Current Year's Other Than Temporary Impairment Recognized	Total Change in Book/Adjusted Carrying Value (11 + 12 - 13)	Total Foreign Exchange Change in Book /Adjusted Carrying Value	Book/Adjusted Carrying Value at Disposal Date	Foreign Exchange Gain (Loss) on Disposal	Realized Gain (Loss) on Disposal	Total Gain (Loss) on Disposal	Bond Interest/Stock Dividends Received During Year	Stated Contractual Maturity Date	NAIC Designation, NAIC Designation Modifier and SVO Administrative Symbol
..550279-BA-0	LUM 2006-2 A1A - CMO/RMBS		09/25/2024	Paydown		17,573	17,554	11,608	11,684		5,890		5,890		17,573				.397	02/25/2046	1.A FM
..55275T-AE-8	MABS 2007-WMC1 A5 - RMBS		09/25/2024	Paydown		70,688	70,688	6,917	6,140		64,548		64,548		70,688				.479	01/25/2037	1.A FM
..55286L-AB-8	MFRA 23NQM4 A2 - CMO/RMBS		09/01/2024	Paydown		282,963	282,962	282,962	283,000		(37)		(37)		282,963				.11,867	11/26/2063	1.C FE
..55286L-AC-6	MFRA 23NQM4 A3 - CMO/RMBS		09/01/2024	Paydown		318,217	318,217	318,479	281,556		1,142		1,142		318,217				.13,663	11/26/2063	1.F FE
..55286M-AB-6	MFRA 23NQM3 A2 - CMO/RMBS		09/01/2024	Paydown		26,605	26,605	26,395	26,485		120		120		26,605				.1,274	07/25/2068	1.C FE
..55286M-AC-4	MFRA 23NQM3 A3 - RMBS		09/01/2024	Paydown		39,391	39,391	39,390	39,396		(5)		(5)		39,391				.1,927	07/25/2068	1.F FE
..585055-BU-9	MEDTRONIC INC		09/26/2024	Direct		11,690,605	12,110,000	10,706,666	10,711,449		26,747		26,747		10,738,196		952,409	952,409	.576,423	03/15/2045	1.G FE
..58549J-CB-8	MELLO 22INV2 B1 - CMO/RMBS		09/25/2024	Paydown		6,555	6,555	5,289	5,347		1,208		1,208		6,555				.154	04/25/2052	1.A FM
..58933Y-AT-2	MERCK & CO INC		09/24/2024	NATIONAL ASSOCIATION		622,810	735,000	593,138			1,802		1,802		594,940		27,870	27,870	.16,997	02/10/2045	1.E FE
..59025E-AT-3	MANA 2007-0AR4 A2 - RMBS		09/25/2024	Paydown		33,191	41,289	19,405	22,479		10,712		10,712		33,191				.1,184	08/25/2037	1.A FM
..59565X-AC-4	MIDCONTINENT COMMUNICATIONS		08/26/2024	Call @ 100.00		8,568,000	8,568,000	8,263,460			19,480		19,480		8,282,940		285,060	285,060	.244,334	08/15/2027	1.C FE
..61747Y-DY-8	MORGAN STANLEY		09/24/2024	GOLDMAN, SACHS & CO.		2,318,022	2,520,000	2,144,947	429,087		5,342		5,342		2,150,607		167,415	167,415	.82,926	01/27/2045	1.G FE
..61751D-AG-9	MSM 2006-17XS A4 - CMO/RMBS		09/01/2024	Paydown		55,178	55,178	15,007	15,007		40,171		40,171		55,178				.389	10/25/2046	1.A FM
..61752J-AA-8	MSM 2007-1XS 1A1 - RMBS		09/01/2024	Paydown		12,329	12,329	6,349	5,017		7,312		7,312		12,329				.115	09/25/2046	1.A FM
..61756V-AC-3	MSM 2007-14AR 1A3 - CMO/RMBS		09/01/2024	Paydown		539	539	131	86		454		454		539				.16	10/25/2037	1.A FM
..61775V-AB-2	MSRM 23NQM1 A2 - CMO/RMBS		09/01/2024	Paydown		530,561	530,561	529,140	531,458		(897)		(897)		530,561				.27,796	09/25/2068	1.C FE
..61775V-AC-0	MSRM 23NQM1 A3 - CMO/RMBS		09/01/2024	Paydown		530,561	530,561	527,749	527,764		2,796		2,796		530,561				.27,796	09/25/2068	1.G FE
..632525-AW-1	NATIONAL AUSTRALIA BANK LTD	C	09/26/2024	CAPITAL NOMURA SECURITIES CITADEL SECS		8,597,880	12,000,000	7,916,640			56,757		56,757		7,985,168		612,712	612,712	.223,315	01/14/2041	1.G FE
..64110L-BA-3	NETFLIX INC		07/30/2024	LLC/INTERNAL		7,997,360	8,000,000	7,983,200							7,983,200		14,160	14,160		08/15/2054	2.A FE
..64831H-AB-9	NRZT 23NQM1 A2 - RMBS		09/01/2024	Paydown		143,805	143,805	144,122	144,738		(933)		(933)		143,805				.7,161	01/25/2063	1.D FE
..64831H-AC-7	NRZT 23NQM1 A3 - RMBS		09/01/2024	Paydown		95,870	95,870	96,085	96,073		(203)		(203)		95,870				.4,873	01/25/2063	1.G FE
..649322-AA-2	NEW YORK AND PRESBYTERIAN HOSPITAL		09/05/2024	J.P. MORGAN SECURITIES LLC		12,977,210	14,500,000	11,445,081	11,504,786		50,616		50,616		11,505,217		1,471,993	1,471,993	.640,207	08/01/2045	1.C FE
..649757-AA-9	NEW YORK PUBLIC LIBRARY		09/05/2024	WELLS FARGO SECURITIES, LLC		1,568,811	1,700,000	1,352,026	1,358,644		5,577		5,577		1,358,692		210,119	210,119	.86,399	07/01/2045	1.D FE
..650119-AA-8	NEW YORK UNIVERSITY		07/09/2024	Call @ 100.00		110,000	110,000	106,812	107,002		1,643		1,643		107,016		2,984	2,984	.34,950	07/01/2032	1.D FE
..65535V-MY-1	NAA 2005-AR4 4A1 - RMBS		09/01/2024	Paydown		570,342	570,342	351,255	330,165		240,177		240,177		570,342				.12,916	08/25/2035	1.A FM
..65538D-AA-3	NAA 2006-AR4 A1A - RMBS		09/25/2024	Paydown		24,070	21,330	14,557			9,513		9,513		24,070				.634	12/25/2036	1.A FM
..666807-BH-4	NORTHROP GRUMMAN CORP		07/15/2024	PRIVATE CITIGROUP GLOBAL MARKETS INC.		11,480,726	12,591,000	10,964,072	10,994,377		24,805		24,805		10,994,911		485,815	485,815	.373,795	06/01/2043	2.A FE
..666807-BP-6	NORTHROP GRUMMAN CORP		09/24/2024	INC.		1,378,562	1,590,000	1,294,546			2,950		2,950		1,297,496		81,066	81,066	.60,517	10/15/2047	2.A FE
..668444-AN-2	NORTHWESTERN UNIVERSITY		09/05/2024	RAYMOND JAMES/FI		13,056,750	15,000,000	11,883,184	11,936,817		45,481		45,481		11,937,214		1,119,536	1,119,536	.443,208	12/01/2048	1.B FE
..66989H-AK-4	NOVARTIS CAPITAL CORP		09/24/2024	HSBC SECURITIES INC.		2,160,528	2,400,000	1,966,572	1,967,904		7,811		7,811		1,975,715		184,813	184,813	.81,333	11/20/2045	1.D FE
..67117D-AA-8	OBX 22NQM7 A1 - CMO/RMBS		09/01/2024	Paydown		347	347	336	339		7		7		347				.12	08/25/2062	1.A FE
..67117P-AB-9	OBX 23NQM3 A2 - CMO/RMBS		09/25/2024	Paydown		2,428	2,428	2,398	2,410		18		18		2,428				.107	02/26/2063	1.C FE
..67117V-AC-4	OBX 2023-NQM6 A3 - RMBS		09/01/2024	Paydown		26,519	26,519	26,518	26,515		4		4		26,519				.1,246	07/25/2063	1.F FE
..67117X-AB-2	OBX 23NQM7 A2 - RMBS		09/25/2024	Paydown		90,768	90,768	90,768	91,247		(479)		(479)		90,768				.4,202	04/25/2063	1.C FE
..67117X-AC-0	OBX 23NQM7 A3 - RMBS		09/25/2024	Paydown		87,549	87,549	88,245	47,754		(696)		(696)		4,042				.4,042	04/25/2063	1.F FE
..67118C-AB-7	OBX 23NQM8 A2 - RMBS		09/01/2024	Paydown		121,016	121,016	121,015	121,627		(611)		(611)		121,016				.5,943	09/25/2063	1.C FE
..67118C-AC-5	OBX 23NQM8 A3 - RMBS		09/01/2024	Paydown		97,201	97,201	97,199	96,973		228		228		97,201				.4,839	09/25/2063	1.F FE
..67118H-AD-2	OBX 24NQM2 A3 - RMBS		09/01/2024	Paydown		178,263	178,263	178,103			160		160		178,263				.6,147	12/26/2063	1.F FE
..67118K-AC-7	OBX 24NQM3 A3 - RMBS		09/01/2024	Paydown		249,581	249,581	249,541			40		40		249,581				.7,908	12/26/2063	1.F FE
..67118X-AC-9	OBX 24NQM6 A3 - RMBS		09/01/2024	Paydown		102,648	102,648	102,647			1		1		102,648				.2,604	02/25/2064	1.A Z
..67119D-AC-2	OBX 24NQM9 A3 - RMBS		09/01/2024	Paydown		143,738	143,738	143,735			3		3		143,738				.1,754	01/25/2064	1.A Z

E05.7

STATEMENT AS OF SEPTEMBER 30, 2024 OF THE First Allmerica Financial Life Insurance Company

**SCHEDULE D - PART 4**

Show All Long-Term Bonds and Stock Sold, Redeemed or Otherwise Disposed of During the Current Quarter

1	2	3	4	5	6	7	8	9	10	Change In Book/Adjusted Carrying Value					16	17	18	19	20	21	22	
										11	12	13	14	15								
CUSIP Identification	Description	Foreign	Disposal Date	Name of Purchaser	Number of Shares of Stock	Consideration	Par Value	Actual Cost	Prior Year Book/Adjusted Carrying Value	Unrealized Valuation Increase/(Decrease)	Current Year's (Amortization)/Accretion	Current Year's Other Than Temporary Impairment Recognized	Total Change in Book/Adjusted Carrying Value (11 + 12 - 13)	Total Foreign Exchange Change in Book /Adjusted Carrying Value	Book/Adjusted Carrying Value at Disposal Date	Foreign Exchange Gain (Loss) on Disposal	Realized Gain (Loss) on Disposal	Total Gain (Loss) on Disposal	Bond Interest/Stock Dividends Received During Year	Stated Contractual Maturity Date	NAIC Designation, NAIC Designation Modifier and SVO Administrative Symbol	
..67119F-AC-7	OBX 24NQ17 A3 - RMBS		09/01/2024	Paydown		132,687	132,687	132,687							132,687				3,363	03/25/2064	1.A Z	
..67448L-AB-8	OBX 24NQ11 A2 - RMBS		09/01/2024	Paydown		84,180	84,180	84,179			2		2		84,180				3,658	11/26/2063	1.C FE	
..67448L-AC-6	OBX 24NQ11 A3 - RMBS		09/01/2024	Paydown		103,626	103,626	103,601			25		25		103,626				4,512	11/26/2063	1.F FE	
..67449C-AB-7	OBX 23NQ10 A2 - RMBS		09/25/2024	Paydown		36,128	36,128	36,128			(357)		(357)		36,128				1,639	10/25/2063	1.C FE	
..67449C-AC-5	OBX 23NQ10 A3 - RMBS		09/25/2024	Paydown		30,709	30,709	30,709			(52)		(52)		30,709				1,445	10/25/2063	1.F FE	
..674599-EM-3	OCCIDENTAL PETROLEUM CORP		07/23/2024	CITADEL SECS LLC/INTERNAL J.P. MORGAN SECURITIES		10,015,700	10,000,000	9,955,200							9,955,200		60,500	60,500		10/01/2054	2.C FE	
..682680-BT-9	ONEOK INC		09/26/2024	Paydown		321,645	300,000	399,718			(3,833)		(3,833)		383,960		(62,315)	(62,315)	17,387	05/01/2037	2.B FE	
..69380G-AC-3	PRKCM 23AFC4 A3 - CMO/RMBS		09/01/2024	Paydown		59,804	59,804	61,149			(1,346)		(1,346)		59,804				2,682	11/25/2058	1.F FE	
..69380T-AB-7	PRPM 23NQ13 A2 - CMO/RMBS		09/25/2024	Paydown		130,544	130,544	130,542			(8)		(8)		130,544				6,122	11/26/2068	1.C FE	
..69380T-AC-5	PRPM 23NQ13 A3 - CMO/RMBS		09/25/2024	Paydown		121,001	121,001	121,001			(1)		(1)		121,001				5,678	11/26/2068	1.F FE	
..693977-AC-4	PRPM 24NQ11 A3 - CMO/RMBS		09/01/2024	Paydown		418,980	418,980	418,979							418,980				14,533	12/26/2068	1.A Z	
..693981-AB-8	PRKCM 2023-AFC1 A2 - CMO/RMBS		09/01/2024	Paydown		8,347	8,347	8,308			15		15		8,347				404	02/25/2058	1.C FE	
..693981-AC-6	PRKCM 2023-AFC1 A3 - CMO/RMBS		09/01/2024	Paydown		106,467	106,467	107,896			(1,423)		(1,423)		105,807		660	660	4,813	02/25/2058	1.F FE	
..693984-AB-2	PRKCM 23AFC3 A2 - CMO/RMBS		09/01/2024	Paydown		13,280	13,280	13,259			(39)		(39)		13,280				623	09/25/2058	1.C FE	
..693984-AC-0	PRKCM 23AFC3 A3 - CMO/RMBS		09/01/2024	Paydown		146,204	146,204	147,496			(1,253)		(1,253)		146,204				6,197	09/25/2058	1.G FE	
..713448-CC-0	PEPSICO INC		09/26/2024	METLIFE INC		4,664,055	5,500,000	4,288,883			28,482		28,482		4,322,228		341,827	341,827	222,200	08/13/2042	1.E FE	
..713448-DD-7	PEPSICO INC		09/24/2024	SANTANDER		4,261,590	4,500,000	3,925,418			10,164		10,164		3,937,310		324,280	324,280	189,681	04/14/2046	1.E FE	
..73943N-AA-4	PRAIRIE ACQUIROR LP		09/12/2024	Direct		3,477,874	3,351,040	3,475,397			(5,020)		(5,020)		3,470,377		7,497	7,497	156,427	08/01/2029	4.C FE	
..74390K-AA-6	PRPM 23NQ12 A3 - CMO/RMBS		09/25/2024	Paydown		78,841	78,841	78,031			779		779		78,841				3,586	08/27/2068	1.F FE	
..74390K-AL-2	PRPM 23NQ12 A2 - CMO/RMBS		09/25/2024	Paydown		86,767	86,767	86,173			78		78		86,767				3,946	08/27/2068	1.C FE	
..745332-CG-9	PUGET SOUND ENERGY INC		09/26/2024	JPMORGAN SECURITIES INC, NEW YORK		5,253,000	6,000,000	5,052,780			9,307		9,307		5,064,229		188,771	188,771	220,017	05/20/2045	1.F FE	
..74922H-AA-0	RALI 2007-QH1 A1 - RMBS		09/25/2024	Paydown		92,771	92,771	74,794			13,013		13,013		92,771				2,815	02/25/2037	1.A FM	
..74922T-AA-4	RALI 2007-QH4 A1 - RMBS		09/25/2024	Paydown		102,908	102,908	81,121			85,859		85,859		102,908				3,299	05/26/2037	1.A FM	
..75116C-AA-4	RALI 2007-QS6 A1 - CMO/RMBS		09/25/2024	Paydown		16,154	24,254	15,034			776		776		16,154				937	04/25/2037	1.A FM	
..780153-BR-2	ROYAL CARIBBEAN CRUISES LTD		08/13/2024	Call @ 107.03		2,965,617	2,770,880	2,965,423			(14,493)		(14,493)		2,950,930		14,687	14,687	148,076	01/15/2029	3.A FE	
..78443D-AD-4	SLMA 2007-A A4 - ABS		09/16/2024	Paydown		118,269	118,269	104,479			(3,189)		(3,189)		118,269				5,307	12/16/2041	1.A FE	
..79581U-AA-2	GRADE 23FI14 A - RMBS		08/01/2024	Paydown		1,027,377	1,027,377	1,027,370			(38)		(38)		1,027,377				46,447	11/25/2053	1.A FE	
..79583V-AB-6	GRADE 22IN11 A2 - CMBS		09/25/2024	Paydown		135,865	135,865	123,353			10,831		10,831		135,865				4,329	04/25/2067	1.C FE	
..81744K-CF-1	SEMT 2023-2 B3 - RMBS		09/01/2024	Paydown		8,463	8,463	7,725			738		738		8,463				214	03/25/2053	1.F FM	
..81749F-CE-0	SEMT 2023-5 B2 - RMBS		09/01/2024	Paydown		7,590	7,590	7,704			(114)		(114)		7,590				239	11/25/2053	1.F FM	
..81749F-CF-7	SEMT 2023-5 B3 - RMBS		09/01/2024	Paydown		6,447	6,447	6,367			81		81		6,447				203	11/25/2053	2.A FM	
..81749G-CE-8	SEMT 2024-1 B2 - RMBS		09/01/2024	Paydown		9,810	9,810	10,009			(199)		(199)		9,810				309	01/26/2054	1.A Z	
..81749G-CF-5	SEMT 2024-1 B3 - RMBS		09/01/2024	Paydown		7,467	7,467	7,374			93		93		7,467				236	01/26/2054	1.A Z	
..824348-BQ-8	SHERWIN-WILLIAMS CO		08/08/2024	Maturity @ 100.00		10,000,000	10,000,000	9,856,700			9,952,234		9,952,234		10,000,000				405,000	08/08/2024	2.B FE	
..82481L-AD-1	SHIRE ACQUISITIONS INVESTMENTS IRELAND D	C	08/01/2024	GOLDMAN		9,678,800	10,000,000	9,988,100			9,997,213		9,997,213		9,997,296		(318,496)	(318,496)	274,667	09/23/2026	2.A FE	
..82660C-AA-0	SIGMA HOLDCO BV	C	07/02/2024	Call @ 100.00		800,000	800,000	785,000			445		445		785,445		14,555	14,555	6,032	05/15/2026	5.A FE	
..83007C-AE-2	6297782 LLC		08/14/2024	CANTOR FITZGERALD & CO.		15,053,700	15,000,000	15,000,000							15,000,000		53,700	53,700		10/01/2034	2.C FE	
..83007C-AG-7	6297782 LLC		08/14/2024	CITADEL SECURITIES LLC		10,084,700	10,000,000	9,999,000							9,999,000		85,700	85,700		10/01/2054	2.C FE	
..830867-AA-5	SKYMILES IP LTD	C	07/20/2024	Paydown		142,800	142,800	141,496			1,304		1,304		142,800				1,607	10/20/2025	2.A FE	
..85554N-AJ-9	STARM 2007-3 2A1 - CMO/RMBS		09/01/2024	Paydown		20,340	14,419	13,792			336		336		20,340					06/25/2037	1.A FM	
..86358R-RA-1	SASC 2002-14A 1A1 - CMO/RMBS		09/01/2024	Paydown		65	65	29			65		65		65					2	07/25/2032	1.A FM
..86364D-AA-8	SARM 2007-7 1A1 - RMBS		09/25/2024	Paydown		38,744	38,744	30,362			31,676		31,676		38,744				1,140	08/25/2037	1.A FM	
..86562M-AK-6	SUMITOMO MITSUI FINANCIAL GROUP INC	D	08/01/2024	GOLDMAN		1,923,140	2,000,000	1,898,400			1,973,606		1,973,606		1,973,953		(50,813)	(50,813)	47,324	10/19/2026	1.G FE	

E05.8

STATEMENT AS OF SEPTEMBER 30, 2024 OF THE First Allmerica Financial Life Insurance Company

**SCHEDULE D - PART 4**

Show All Long-Term Bonds and Stock Sold, Redeemed or Otherwise Disposed of During the Current Quarter

1	2	3	4	5	6	7	8	9	10	Change In Book/Adjusted Carrying Value					16	17	18	19	20	21	22
										11	12	13	14	15							
CUSIP Identification	Description	Foreign	Disposal Date	Name of Purchaser	Number of Shares of Stock	Consideration	Par Value	Actual Cost	Prior Year Book/Adjusted Carrying Value	Unrealized Valuation Increase/(Decrease)	Current Year's (Amortization)/Accretion	Current Year's Other Than Temporary Impairment Recognized	Total Change in Book/Adjusted Carrying Value (11 + 12 - 13)	Total Foreign Exchange Change in Book /Adjusted Carrying Value	Book/Adjusted Carrying Value at Disposal Date	Foreign Exchange Gain (Loss) on Disposal	Realized Gain (Loss) on Disposal	Total Gain (Loss) on Disposal	Bond Interest/Stock Dividends Received During Year	Stated Contractual Maturity Date	NAIC Designation, NAIC Designation Modifier and SVO Administrative Symbol
..87612E-BA-3	TARGET CORP .....		07/15/2024	CITIBANK/THE CITIGROUP PRIVATE		14,514,260	17,000,000	14,041,347	14,103,230		50,781		50,781		14,104,282		409,978	409,978	708,333	07/01/2042	1.F FE
..878091-BD-8	TEACHERS INSURANCE AND ANNUITY ASSOCIATI .....		07/15/2024	CITIBANK/THE CITIGROUP PRIVATE		2,795,800	3,094,000	2,683,584	2,690,537		5,714		5,714		2,690,665		105,135	105,135	126,759	09/15/2044	1.0 FE
..885220-BR-3	TMST 2002-3 A3 - CMO/RMBS .....		09/01/2024	Paydown		3,289	3,289	3,033	3,174		115		115		3,289				152	09/25/2042	1.A FM
..885220-EC-3	TMST 2003-5 2A - CMO/RMBS .....		09/01/2024	Paydown		12,521	12,521	9,300	8,479		4,042		4,042		12,521				359	10/25/2043	1.A FM
..885220-GZ-0	TMST 2005-1 A1 - CMO/RMBS .....		09/01/2024	Paydown		29,543	29,543	9,440			29,543		29,543		29,543				1,109	04/25/2045	1.A FM
..88522U-AC-1	TMST 2008-1 2A1 - CMO/RMBS .....		09/01/2024	Paydown		37,133	5,918	4,152	36,939		194		194		37,133					04/25/2048	1.A FM
..88522X-AA-9	TMST 2007-3 1A1 - CMO/RMBS .....		08/26/2024	Paydown		78,271	61,030	42,981	75,931		2,340		2,340		78,271					06/25/2047	1.A FM
..89157X-AF-8	TOTALENERGIES CAPITAL SA .....	C	09/03/2024	CANTOR FITZGERALD & CO.		15,041,400	15,000,000	15,000,000							15,000,000		41,400	41,400		09/10/2064	1.E FE
..902494-AX-1	TYSON FOODS INC .....		08/15/2024	Maturity @ 100.00		200,000	200,000	196,642	198,857		1,143		1,143		200,000				7,900	08/15/2024	2.B FE
..90353T-AQ-3	UBER TECHNOLOGIES INC .....		09/04/2024	CITADEL SECURITIES LLC		7,005,110	7,000,000	6,986,420							6,986,420		18,690	18,690		09/15/2054	2.B FE
..90933H-AA-3	UNITED AIRLINES CLASS B PASS THROUGH CER .....		07/07/2024	Paydown Morgan Stanley & Co. LLC		246,769	246,769	238,133			8,637		8,637		246,769				4,504	07/07/2027	3.B FE
..91324P-CR-1	UNITEDHEALTH GROUP INC .....		09/24/2024			5,132,873	5,250,000	4,691,324	3,309,997		9,474		9,474		4,702,306		430,566	430,566	262,240	07/15/2045	1.F FE
..91324P-FL-1	UNITEDHEALTH GROUP INC .....		07/23/2024	MERRILL LYNCH PIERCE FENNER & SMITH INC. CITADEL SECS		15,069,300	15,000,000	14,970,150							14,970,150		99,150	99,150		07/15/2054	1.F FE
..91324P-FM-9	UNITEDHEALTH GROUP INC .....		07/23/2024	LLC/INTERNAL WELLS FARGO SECURITIES,		10,026,700	10,000,000	9,939,700							9,939,700		87,000	87,000		07/15/2064	1.F FE
..91412N-BC-3	UNIVERSITY OF CHICAGO .....		09/05/2024	LLC		14,649,855	16,500,000	13,187,982	13,236,030		40,899		40,899		13,236,406		1,413,449	1,413,449	614,627	10/01/2053	1.0 FE
..92539U-AB-6	VERUS 242 A2 - RMBS .....		09/01/2024	Paydown		376,391	376,391	376,389			2		2		376,391				12,666	02/25/2069	1.0 FE
..92539U-AC-4	VERUS 242 A3 - RMBS .....		09/01/2024	Paydown		756,152	756,152	756,143			9		9		756,152				25,846	02/25/2069	1.0 FE
..92539X-AB-0	VERUS 2023-6 A2 - RMBS .....		09/01/2024	Paydown		39,442	39,442	39,442	39,594		(153)		(153)		39,442				1,840	09/25/2068	1.0 FE
..92539X-AC-8	VERUS 2023-6 A3 - RMBS .....		09/01/2024	Paydown		32,868	32,868	32,868	32,861		7		7		32,868				1,567	09/25/2068	1.F FE
..92539Y-AB-8	VERUS 2023-7 A2 - CMO/RMBS .....		09/01/2024	Paydown		158,816	158,816	158,815	159,721		(905)		(905)		158,816				7,625	10/25/2068	1.0 FE
..92539Y-AC-6	VERUS 2023-7 A3 - CMO/RMBS .....		09/01/2024	Paydown		158,816	158,816	158,814	158,803		14		14		158,816				7,784	10/25/2068	1.F FE
..92540D-AB-1	VERUS 238 A2 - RMBS .....		09/01/2024	Paydown		320,267	320,267	320,234	320,243		24		24		320,267				14,574	12/26/2068	1.0 FE
..92540D-AC-9	VERUS 238 A3 - RMBS .....		09/01/2024	Paydown		336,848	336,848	336,913	336,903		(55)		(55)		336,848				16,027	12/26/2068	1.F FE
..92540E-AC-7	VERUS 241 A3 - RMBS .....		09/01/2024	Paydown		71,111	71,111	71,110							71,111				2,572	01/25/2069	1.F FE
..92540G-AC-2	VERUS 244 A3 - RMBS .....		09/01/2024	Paydown		121,955	121,955	121,954			1		1		121,955				2,039	06/25/2069	1.A Z
..92540H-AC-0	VERUS 2024-5 A3 - RMBS .....		09/01/2024	Paydown		229,316	229,316	229,313			2		2		229,316				2,848	06/25/2069	1.A Z
..927958-AC-2	VISIO 231 A3 - RMBS .....		09/01/2024	Paydown		43,739	43,739	44,246			(507)		(507)		43,739				1,565	03/25/2058	1.F FE
..92826C-AF-9	VISA INC .....		09/26/2024	BARCLAYS CAPITAL		11,782,260	12,600,000	10,818,991	10,824,801		31,898		31,898		10,856,699		925,561	925,561	423,658	12/14/2045	1.0 FE
..92839H-AA-4	VSTA 24CES1 A1 - RMBS .....		09/01/2024	Paydown		56,047	55,032	55,032			1,016		1,016		56,047				913	05/26/2054	1.0 FE
..92927B-AA-0	WAMU 2007-0A6 1A - CMO/RMBS .....		09/01/2024	Paydown		278,230	323,318	263,312	263,848		14,382		14,382		278,230				7,470	07/25/2047	1.A FM
..931427-AQ-1	WALGREENS BOOTS ALLIANCE INC .....		08/01/2024	GOLDMAN		7,601,440	8,000,000	7,996,010	7,999,243		288		288		7,999,273		(397,833)	(397,833)	184,767	06/01/2026	3.B FE
..93364A-AB-8	WAMU 2007-0A3 2A - CMO/RMBS .....		09/01/2024	Paydown		181,648	167,972	140,887	140,887		40,761		40,761		181,648				3,983	04/25/2047	1.A FM
..939336-DH-3	WAMU 2002-AR14 A2 - CMO/RMBS .....		09/01/2024	Paydown		20	20	16	17		4		4		20				1	11/25/2032	1.A FM
..93934F-OP-0	WALM 2006-AR3 A1A - CMO/RMBS .....		09/01/2024	Paydown		15,470	9,296	4,978	5,734		9,736		9,736		15,470				178	05/25/2046	1.A FM
..93935H-AF-4	WALM 2006-7 A3 - RMBS .....		09/01/2024	Paydown		32,511	32,511	13,767	9,010		23,500		23,500		32,511				264	09/25/2036	1.A FM
..94973V-BK-2	ELEVANCE HEALTH INC .....		07/15/2024	CITIBANK/THE CITIGROUP PRIVATE		1,550,045	1,750,000	1,470,576	1,475,302		3,884		3,884		1,475,389		74,656	74,656	74,820	08/15/2044	2.A FE
..949746-SH-5	WELLS FARGO & CO .....		08/01/2024	GOLDMAN		1,924,920	2,000,000	1,885,700	1,970,118		7,376		7,376		1,970,508		(45,588)	(45,588)	46,500	10/23/2026	2.A FE
..94974B-GA-2	WELLS FARGO & CO .....		09/09/2024	Maturity @ 100.00		333,000	333,000	322,883	329,321		3,679		3,679		333,000				10,989	09/09/2024	2.A FE
..94974B-GU-8	WELLS FARGO & CO .....		09/26/2024	RBC CAPITAL MARKETS		5,164,367	5,662,000	4,908,218			8,047		8,047		4,916,265		248,102	248,102	216,650	12/07/2046	2.B FE
..94985K-AA-5	WFALT 2007-PA6 A1 - CMO/RMBS .....		09/01/2024	Paydown		46,529	47,311	40,329			6,459		6,459		46,529				1,973	12/28/2037	1.A FM

E05.9

STATEMENT AS OF SEPTEMBER 30, 2024 OF THE First Allmerica Financial Life Insurance Company

**SCHEDULE D - PART 4**

Show All Long-Term Bonds and Stock Sold, Redeemed or Otherwise Disposed of During the Current Quarter

1	2	3	4	5	6	7	8	9	10	Change In Book/Adjusted Carrying Value					16	17	18	19	20	21	22	
										11	12	13	14	15								
CUSIP Identification	Description	Foreign	Disposal Date	Name of Purchaser	Number of Shares of Stock	Consideration	Par Value	Actual Cost	Prior Year Book/Adjusted Carrying Value	Unrealized Valuation Increase/(Decrease)	Current Year's (Amortization)/Accretion	Current Year's Other Than Temporary Impairment Recognized	Total Change in Book/Adjusted Carrying Value (11 + 12 - 13)	Total Foreign Exchange Change in Book /Adjusted Carrying Value	Book/Adjusted Carrying Value at Disposal Date	Foreign Exchange Gain (Loss) on Disposal	Realized Gain (Loss) on Disposal	Total Gain (Loss) on Disposal	Bond Interest/Stock Dividends Received During Year	Stated Contractual Maturity Date	NAIC Designation, NAIC Designation Modifier and SVO Administrative Symbol	
..94988G-AQ-6	WFMLT 2012-RR2 3A2 - CMO/RMBS		09/25/2024	Paydown		257,104	225,933	148,768	169,600		87,504		87,504		257,104				7,781	03/27/2047	1.A FM	
..96926G-AC-7	RICE UNIVERSITY		09/05/2024	RAYMOND JAMES/FI		2,646,089	3,050,000	2,341,761	2,358,483		14,269		14,269		2,358,605		287,483	287,483	88,114	05/15/2045	1.A FE	
..96949L-AC-9	WILLIAMS COMPANIES INC		07/15/2024	PRIVATE		13,085,733	14,270,000	13,177,917			7,647		7,647		13,185,563		(99,831)	(99,831)	244,612	09/15/2045	2.B FE	
..976656-CT-3	WISCONSIN ELECTRIC POWER CO		09/09/2024	CANTOR FITZGERALD & CO.		7,001,890	7,000,000	6,961,150							6,961,150		40,740	40,740		10/01/2054	1.F FE	
..G4413*-AA-4	Project Titan - MSN 36103 - ABS		09/17/2024	Direct		167,111	167,111	165,356	166,845		266		266		167,111				8,582	07/17/2026	2.A PL	
..G4413*-AB-2	Project Titan - MSN 37943 - ABS		08/19/2024	Direct		76,820	76,820	76,013	76,662		158		158		76,820				3,447	06/11/2026	2.A Z	
..G4413*-AC-0	Project Titan - MSN 36009 - ABS		09/17/2024	Direct		171,159	171,159	169,361	171,176		(18)		(18)		171,159				8,776	08/17/2026	2.A PL	
<b>1109999999. Subtotal - Bonds - Industrial and Miscellaneous (Unaffiliated)</b>						<b>822,943,240</b>	<b>874,317,476</b>	<b>795,799,611</b>	<b>323,307,409</b>		<b>2,249,196</b>	<b>3,080</b>	<b>2,246,117</b>		<b>798,876,570</b>		<b>24,066,670</b>	<b>24,066,670</b>	<b>19,279,507</b>	<b>XXX</b>	<b>XXX</b>	
..018820-AD-2	ALLIANZ SE	C	08/27/2024	CANTOR FITZGERALD & CO.		12,003,600	12,000,000	12,000,000							12,000,000		3,600	3,600		09/03/2054	1.E FE	
..03837A-AD-2	APTIV PLC	C	09/09/2024	HSBC SECURITIES INC.		9,935,000	10,000,000	10,000,000							10,000,000		(65,000)	(65,000)		12/15/2054	2.C FE	
..05964H-BH-7	BANCO SANTANDER SA	C	07/29/2024	CANTOR FITZGERALD & CO.		15,057,450	15,000,000	15,000,000							15,000,000		57,450	57,450		12/29/2049	3.A FE	
..26441C-CG-8	DUKE ENERGY CORP		08/19/2024	SEAPORT		10,027,500	10,000,000	10,000,000							10,000,000		27,500	27,500		09/01/2054	2.C FE	
..836720-AF-9	SOUTH BOW CANADIAN INFRASTRUCTURE HOLDIN		08/14/2024	BARCLAY INVESTMENTS, INC.		5,032,500	5,000,000	5,000,000							5,000,000		32,500	32,500		03/01/2055	3.B FE	
..836720-AH-5	SOUTH BOW CANADIAN INFRASTRUCTURE HOLDIN		08/14/2024	CANTOR FITZGERALD & CO.		7,073,500	7,000,000	7,000,000							7,000,000		73,500	73,500		03/01/2055	3.B FE	
<b>1309999999. Subtotal - Bonds - Hybrid Securities</b>						<b>59,129,550</b>	<b>59,000,000</b>	<b>59,000,000</b>							<b>59,000,000</b>		<b>129,550</b>	<b>129,550</b>		<b>XXX</b>	<b>XXX</b>	
..047698-AD-7	ATLANTA ASSET HOLDINGS LLC - ABS		09/25/2024	Paydown		74,736	74,736	74,736							74,736				802	10/25/2057	1.G Z	
..26362#-AA-1	DUBLIN ASSET HOLDINGS - ABS		09/16/2024	Direct		236,825	236,825	236,825	236,825						236,825					11/30/2067	1.F PL	
..26362#-AB-9	DUBLIN ASSET HOLDINGS A2 - ABS		09/16/2024	Direct		175,088	175,088	175,088	175,088						175,088					11/30/2067	1.F PL	
..26363*-AA-4	DUBLIN ASSET HOLDINGS 3 A (AVOLON)		09/16/2024	Direct		231,114	231,114	174,725	228,198		2,917		2,917		231,114				3,875	11/17/2052	1.G PL	
..30331#-AA-1	FRHT 2023 LLC - Class A - ABS		09/20/2024	Direct		891,551	891,551	891,551	508,965		1		1		891,551				49,647	12/14/2033	2.A Z	
..40486#-AA-3	HIMT TRUST 2021-A Class A - ABS		09/25/2024	Paydown		331,004	331,004	331,004							331,004				1,006	12/25/2054	1.D PL	
..40486#-AE-5	HIMT TRUST 2021-A Class E - ABS		09/25/2024	Paydown		10,281	10,281	10,281							10,281				161	12/25/2054	4.C PL	
..45033#-AA-4	WABW 2023 LLC Class A - ABS		09/27/2024	Direct		318,675	318,675	318,675	148,828						318,675				7,167	01/15/2053	1.F Z	
..45033#-AA-2	KPNB 2022-1 LLC Class A - ABS		08/26/2024	Direct		56,800	56,800	56,800	56,800						56,800				1,933	12/25/2055	1.G Z	
..45675#-AA-3	IAH 2020 LLC - Class A - ABS		09/25/2024	Paydown		252,215	251,907	211,296			37,923		37,923		252,215				1,434	01/25/2057	1.F PL	
..456949-AD-8	INFINITY LAND ASSET HOLDINGS LLC - ABS		09/25/2024	Direct		65,832	65,832	65,832							65,832				1,022	04/25/2055	1.F Z	
..46679*-AA-1	JGBY 2024-1 Class A - ABS		08/20/2024	Direct		4,608,491	4,608,491	4,608,491							4,608,491				38,728	04/25/2055	1.C Z	
..46679*-AB-9	JGBY 2024-1 Class B - ABS		09/20/2024	Direct		989,972	989,972	989,972							989,972				8,384	04/25/2055	1.F Z	
..46679*-AC-7	JGBY 2024-1 Class C - ABS		08/20/2024	Direct		341,370	341,370	341,370							341,370				3,625	04/25/2055	2.B Z	
..46679*-AD-5	JGBY 2024-1 Class D - ABS		08/20/2024	Direct		136,548	136,548	136,548							136,548				1,708	04/25/2055	3.B Z	
..46679*-AE-3	JGBY 2024-1 Class E - ABS		08/20/2024	Direct		68,274	68,274	68,274							68,274				983	04/25/2055	4.B Z	
..75006#-AA-2	RWINV 2024 LLC		07/31/2024	Direct		535,434	535,301	540,596						540,596		(5,162)		(5,162)		04/15/2054	2.C PL	
<b>1509999999. Subtotal - Bonds - Parent, Subsidiaries and Affiliates</b>						<b>9,324,209</b>	<b>9,323,767</b>	<b>9,232,062</b>	<b>1,354,703</b>		<b>41,068</b>		<b>41,068</b>		<b>9,329,371</b>	<b>(5,162)</b>		<b>(5,162)</b>	<b>120,474</b>	<b>XXX</b>	<b>XXX</b>	
..78468R-62-2	SPDR BBG HIGH YIELD BD		09/12/2024	JANE STREET CAPITAL, LLC		0.000	23,956,134	23,969,200							23,969,200		(13,066)	(13,066)			4.B FE	
<b>1619999999. Subtotal - Bonds - SVO Identified Funds</b>						<b>23,956,134</b>		<b>23,969,200</b>							<b>23,969,200</b>		<b>(13,066)</b>	<b>(13,066)</b>		<b>XXX</b>	<b>XXX</b>	
<b>2509999997. Total - Bonds - Part 4</b>						<b>1,744,064,170</b>	<b>2,038,261,844</b>	<b>1,671,735,062</b>	<b>891,123,243</b>		<b>12,414,206</b>	<b>3,080</b>	<b>12,411,126</b>		<b>1,686,781,294</b>	<b>(5,162)</b>	<b>57,170,772</b>	<b>57,165,610</b>	<b>36,644,907</b>	<b>XXX</b>	<b>XXX</b>	
<b>2509999998. Total - Bonds - Part 5</b>						<b>XXX</b>	<b>XXX</b>	<b>XXX</b>	<b>XXX</b>	<b>XXX</b>	<b>XXX</b>	<b>XXX</b>	<b>XXX</b>	<b>XXX</b>	<b>XXX</b>	<b>XXX</b>	<b>XXX</b>	<b>XXX</b>	<b>XXX</b>	<b>XXX</b>	<b>XXX</b>	
<b>2509999999. Total - Bonds</b>						<b>1,744,064,170</b>	<b>2,038,261,844</b>	<b>1,671,735,062</b>	<b>891,123,243</b>		<b>12,414,206</b>	<b>3,080</b>	<b>12,411,126</b>		<b>1,686,781,294</b>	<b>(5,162)</b>	<b>57,170,772</b>	<b>57,165,610</b>	<b>36,644,907</b>	<b>XXX</b>	<b>XXX</b>	
<b>4509999997. Total - Preferred Stocks - Part 4</b>							<b>XXX</b>													<b>XXX</b>	<b>XXX</b>	
<b>4509999998. Total - Preferred Stocks - Part 5</b>						<b>XXX</b>	<b>XXX</b>	<b>XXX</b>	<b>XXX</b>	<b>XXX</b>	<b>XXX</b>	<b>XXX</b>	<b>XXX</b>	<b>XXX</b>	<b>XXX</b>	<b>XXX</b>	<b>XXX</b>	<b>XXX</b>	<b>XXX</b>	<b>XXX</b>	<b>XXX</b>	<b>XXX</b>

E05.10

STATEMENT AS OF SEPTEMBER 30, 2024 OF THE First Allmerica Financial Life Insurance Company

**SCHEDULE D - PART 4**

Show All Long-Term Bonds and Stock Sold, Redeemed or Otherwise Disposed of During the Current Quarter

1	2	3	4	5	6	7	8	9	10	Change In Book/Adjusted Carrying Value					16	17	18	19	20	21	22	
										11	12	13	14	15								
CUSIP Identification	Description	For-foreign	Disposal Date	Name of Purchaser	Number of Shares of Stock	Consideration	Par Value	Actual Cost	Prior Year Book/Adjusted Carrying Value	Unrealized Valuation Increase/(Decrease)	Current Year's (Amortization)/Accretion	Other Than Temporary Impairment Recognized	Total Change in Book/Adjusted Carrying Value (11 + 12 - 13)	Total Foreign Exchange Change in Book /Adjusted Carrying Value	Book/Adjusted Carrying Value at Disposal Date	Foreign Exchange Gain (Loss) on Disposal	Realized Gain (Loss) on Disposal	Total Gain (Loss) on Disposal	Bond Interest/Stock Dividends Received During Year	Stated Contractual Maturity Date	NAIC Designation, NAIC Designation Modifier and SVO Administrative Symbol	
4509999999	Total - Preferred Stocks						XXX														XXX	XXX
5989999997	Total - Common Stocks - Part 4						XXX														XXX	XXX
5989999998	Total - Common Stocks - Part 5					XXX	XXX	XXX	XXX	XXX	XXX	XXX	XXX	XXX	XXX	XXX	XXX	XXX	XXX	XXX	XXX	XXX
5989999999	Total - Common Stocks						XXX														XXX	XXX
5999999999	Total - Preferred and Common Stocks						XXX														XXX	XXX
6009999999	Totals					1,744,064,170	XXX	1,671,735,062	891,123,243		12,414,206	3,080	12,411,126		1,686,781,294	(5,162)	57,170,772	57,165,610	36,644,907	XXX	XXX	



STATEMENT AS OF SEPTEMBER 30, 2024 OF THE First Allmerica Financial Life Insurance Company

**SCHEDULE DB - PART A - SECTION 1**

Showing all Options, Caps, Floors, Collars, Swaps and Forwards Open as of Current Statement Date

1	2	3	4	5	6	7	8	9	10	11	12	13	14	15	16	17	18	19	20	21	22	23																			
Description	Description of Item(s) Hedged, Used for Income Generation or Replicated	Schedule/ Exhibit Identifier	Type(s) of Risk(s) (a)	Exchange, Counterparty or Central Clearinghouse	Trade Date	Date of Maturity or Expiration	Number of Contracts	Notional Amount	Strike Price, Rate or Index Received (Paid)	Cumulative Prior Year(s) Initial Cost of Un-discounted Premium (Received) Paid	Current Year Initial Cost of Un-discounted Premium (Received) Paid	Current Year Income	Book/ Adjusted Carrying Value	Code	Fair Value	Unrealized Valuation Increase/ (Decrease)	Total Foreign Exchange Change in B./A.C.V.	Current Year's (Amortization)/ Accretion	Adjustment to Carrying Value of Hedged Item	Potential Exposure	Credit Quality of Reference Entity	Hedge Effectiveness at Inception and at Quarter-end (b)																			
007999999	Subtotal - Purchased Options - Hedging Effective Excluding Variable Annuity Guarantees Under SSAP No.108																			XXX																		XXX	XXX		
014999999	Subtotal - Purchased Options - Hedging Effective Variable Annuity Guarantees Under SSAP No.108																			XXX																			XXX	XXX	
021999999	Subtotal - Purchased Options - Hedging Other																			XXX																			XXX	XXX	
028999999	Subtotal - Purchased Options - Replications																			XXX																				XXX	XXX
035999999	Subtotal - Purchased Options - Income Generation																			XXX																				XXX	XXX
042999999	Subtotal - Purchased Options - Other																			XXX																				XXX	XXX
043999999	Total Purchased Options - Call Options and Warrants																			XXX																				XXX	XXX
044999999	Total Purchased Options - Put Options																			XXX																				XXX	XXX
045999999	Total Purchased Options - Caps																			XXX																				XXX	XXX
046999999	Total Purchased Options - Floors																			XXX																				XXX	XXX
047999999	Total Purchased Options - Collars																			XXX																				XXX	XXX
048999999	Total Purchased Options - Other																			XXX																				XXX	XXX
049999999	Total Purchased Options																			XXX																				XXX	XXX
056999999	Subtotal - Written Options - Hedging Effective Excluding Variable Annuity Guarantees Under SSAP No.108																			XXX																				XXX	XXX
063999999	Subtotal - Written Options - Hedging Effective Variable Annuity Guarantees Under SSAP No.108																			XXX																				XXX	XXX
070999999	Subtotal - Written Options - Hedging Other																			XXX																				XXX	XXX
077999999	Subtotal - Written Options - Replications																			XXX																				XXX	XXX
084999999	Subtotal - Written Options - Income Generation																			XXX																				XXX	XXX
091999999	Subtotal - Written Options - Other																			XXX																				XXX	XXX
092999999	Total Written Options - Call Options and Warrants																			XXX																				XXX	XXX
093999999	Total Written Options - Put Options																			XXX																				XXX	XXX
094999999	Total Written Options - Caps																			XXX																				XXX	XXX
095999999	Total Written Options - Floors																			XXX																				XXX	XXX
096999999	Total Written Options - Collars																			XXX																				XXX	XXX
097999999	Total Written Options - Other																			XXX																				XXX	XXX
098999999	Total Written Options																			XXX																				XXX	XXX
USD/IRS/240515-260515/4.786/TSFR3M-0-OK13F112200DB	General Business	NA	Interest Rate	Wells Fargo Corp	KB1H1DSPRFMYMCFXT09	04/10/2024	05/15/2026	1	39,000,000	5.54543 / 4.786		(531,157)	460,938		460,938	742,021				248,309																					
USD/IRS/240415-260415/4.841/TSFR1M+0-OK13E112200DB	General Business	NA	Interest Rate	Wells Fargo Corp	KB1H1DSPRFMYMCFXT09	04/10/2024	04/15/2026	1	76,000,000	5.09651 / 4.841		(1,732,907)	1,568,375		1,568,375	1,425,802				471,469																					
099999999	Subtotal - Swaps - Hedging Effective Excluding Variable Annuity Guarantees Under SSAP No.108 - Interest Rate																																								
USDCAD/CCY/540331/6.457/6.071_Amort2	FX Bond	Annual Sch D part 1	Currency	TD_Corp	PT30B789TSUIDF371261	05/30/2024	03/31/2054	1	105,813,912	6.071 / 6.457		(92,833)	(1,140,193)		(1,140,193)	(2,229,765)				2,873,500																					
USDCAD/CCY/540331/6.517/6.071_Bullet2	FX Bond	Annual Sch D part 1	Currency	TD_Corp	PT30B789TSUIDF371261	05/30/2024	03/31/2054	1	67,164,722	6.071 / 6.517		(62,076)	(718,120)		(718,120)	(2,482,458)				1,823,936																					
101999999	Subtotal - Swaps - Hedging Effective Excluding Variable Annuity Guarantees Under SSAP No.108 - Foreign Exchange																																								
104999999	Subtotal - Swaps - Hedging Effective Excluding Variable Annuity Guarantees Under SSAP No.108																																								
110999999	Subtotal - Swaps - Hedging Effective Variable Annuity Guarantees Under SSAP No.108																																								
EURUSD/CCY/260220/6.923%/5.05%_3	Duration CML	Annual Sch B part 1	Currency	Wells Fargo Corp	KB1H1DSPRFMYMCFXT09	04/08/2024	02/20/2026	1		6.923		92,168,115	2,185,102		(2,084,852)	299,175																									
EURUSD/CCY/260220/6.923%/5.05%_3	Duration CML	Annual Sch B part 1	Currency	Wells Fargo Corp	KB1H1DSPRFMYMCFXT09	04/08/2024	02/20/2026	1	87,405,032	5.05		(92,491,811)	(1,662,127)			108,466				530,486																					
EURUSD/CCY/270515/SOFR+2.797%/EURIBOR+2.5%_1	Duration CML	Annual Sch B part 1	Currency	BMO_Corp	B4TYDEB6GKMZ0031MB27	06/25/2024	07/20/2027	1	61,149,600	4.81 / 6.433		84,645	(1,898,551)		(1,898,551)	167,564				511,814																					
EURUSD/CCY/270515/SOFR+2.797%/EURIBOR+2.5%_2	Duration CML	Annual Sch B part 1	Currency	BMO_Corp	B4TYDEB6GKMZ0031MB27	06/26/2024	05/15/2027	1	53,590,000	6.049 / 7.757		193,538	594,893		(1,987,249)	(25,428)				433,838																					
113999999	Subtotal - Swaps - Hedging Other - Foreign Exchange																																								
116999999	Subtotal - Swaps - Hedging Other																																								
122999999	Subtotal - Swaps - Replication																																								

E06

STATEMENT AS OF SEPTEMBER 30, 2024 OF THE First Allmerica Financial Life Insurance Company

**SCHEDULE DB - PART A - SECTION 1**

Showing all Options, Caps, Floors, Collars, Swaps and Forwards Open as of Current Statement Date

1	2	3	4	5	6	7	8	9	10	11	12	13	14	15	16	17	18	19	20	21	22	23																
Description	Description of Item(s) Hedged, Used for Income Generation or Replicated	Schedule/ Exhibit Identifier	Type(s) of Risk(s) (a)	Exchange, Counterparty or Central Clearinghouse	Trade Date	Date of Maturity or Expiration	Number of Contracts	Notional Amount	Strike Price, Rate or Index Received (Paid)	Cumulative Prior Year(s) Initial Cost of Un-discounted Premium (Received) Paid	Current Year Initial Cost of Un-discounted Premium (Received) Paid	Current Year Income	Book/ Adjusted Carrying Value	Code	Fair Value	Unrealized Valuation Increase/ (Decrease)	Total Foreign Exchange Change in B./A.C.V.	Current Year's (Amortization)/ Accretion	Adjustment to Carrying Value of Hedged Item	Potential Exposure	Credit Quality of Reference Entity	Hedge Effectiveness at Inception and at Quarter-end (b)																
1289999999. Subtotal - Swaps - Income Generation														XXX																			XXX	XXX				
1349999999. Subtotal - Swaps - Other														XXX																					XXX	XXX		
1359999999. Total Swaps - Interest Rate												(2,264,063)	2,029,313	XXX	2,029,313	2,167,823																719,778	XXX	XXX				
1369999999. Total Swaps - Credit Default														XXX																						XXX	XXX	
1379999999. Total Swaps - Foreign Exchange												(200,422)	1,117,867	XXX	(7,828,965)	(4,162,446)	(8,968,992)																6,173,575	XXX	XXX			
1389999999. Total Swaps - Total Return														XXX																						XXX	XXX	
1399999999. Total Swaps - Other														XXX																							XXX	XXX
1409999999. Total Swaps														(200,422)	(1,146,196)	XXX	(5,799,651)	(1,994,623)	(8,968,992)																6,893,353	XXX	XXX	
1419999999. Subtotal - Forwards - Hedging Effective Excluding Variable Annuity Guarantees Under SSAP No.108														XXX																							XXX	XXX
USD/INR Goldman Sachs International	FX Bond	Annual Sch D part 1	Currency	International	03/27/2024	01/16/2029	1	428,451					1,402		1,402		1,402							4,440														
USD/INR Goldman Sachs International	FX Bond	Annual Sch D part 1	Currency	International	03/27/2024	01/14/2027	1	456,503					(288)		(288)		(288)							3,454														
USD/INR Goldman Sachs International	FX Bond	Annual Sch D part 1	Currency	International	03/27/2024	07/15/2026	1	464,377					245		245		245							3,105														
USD/INR Goldman Sachs International	FX Bond	Annual Sch D part 1	Currency	International	03/27/2024	07/17/2028	1	435,055					761		761		761							4,239														
USD/INR Goldman Sachs International	FX Bond	Annual Sch D part 1	Currency	International	03/27/2024	09/17/2029	1	15,833,156					98,955		98,955		98,955							176,377														
USD/INR Goldman Sachs International	FX Bond	Annual Sch D part 1	Currency	International	03/27/2024	01/14/2028	1	442,176					469		469		469							4,010														
USD/INR Goldman Sachs International	FX Bond	Annual Sch D part 1	Currency	International	03/27/2024	07/15/2027	1	449,238					88		88		88							3,751														
USD/INR Goldman Sachs International	FX Bond	Annual Sch D part 1	Currency	International	03/27/2024	01/13/2025	1	483,649					(609)		(609)		(609)							1,297														
USD/INR Goldman Sachs International	FX Bond	Annual Sch D part 1	Currency	International	03/27/2024	07/14/2025	1	478,205					42		42		42							2,119														
USD/INR Goldman Sachs International	FX Bond	Annual Sch D part 1	Currency	International	03/27/2024	01/14/2026	1	471,735					403		403		403							2,679														
USD/INR Goldman Sachs International	FX Bond	Annual Sch D part 1	Currency	International	03/27/2024	10/15/2026	1	460,341					(145)		(145)		(145)							3,288														
USD/INR Goldman Sachs International	FX Bond	Annual Sch D part 1	Currency	International	03/27/2024	09/17/2029	1	659,715					4,123		4,123		4,123							7,349														
USD/INR Goldman Sachs International	FX Bond	Annual Sch D part 1	Currency	International	03/27/2024	10/16/2028	1	431,739					1,064		1,064		1,064							4,341														
USD/INR Goldman Sachs International	FX Bond	Annual Sch D part 1	Currency	International	03/27/2024	10/15/2027	1	445,752					395		395		395							3,887														
USD/INR Goldman Sachs International	FX Bond	Annual Sch D part 1	Currency	International	03/27/2024	04/17/2028	1	438,657					740		740		740							4,131														
USD/INR Goldman Sachs International	FX Bond	Annual Sch D part 1	Currency	International	03/27/2024	10/15/2024	1	485,925					(666)		(666)		(666)							492														
USD/INR Goldman Sachs International	FX Bond	Annual Sch D part 1	Currency	International	03/27/2024	04/15/2027	1	452,778					(202)		(202)		(202)							3,808														
USD/INR Goldman Sachs International	FX Bond	Annual Sch D part 1	Currency	International	03/27/2024	04/15/2025	1	480,997					(246)		(246)		(246)							1,766														
USD/INR Goldman Sachs International	FX Bond	Annual Sch D part 1	Currency	International	03/27/2024	10/15/2025	1	475,031					210		210		210							2,423														
USD/INR Goldman Sachs International	FX Bond	Annual Sch D part 1	Currency	International	03/27/2024	04/13/2026	1	468,107					339		339		339							2,899														
USD/INR Goldman Sachs International	FX Bond	Annual Sch D part 1	Currency	International	03/27/2024	04/16/2029	1	425,302					1,806		1,806		1,806							4,532														
EUR/USD Wells Fargo_Corp	FX Bond	Annual Sch D part 1	Currency	Wells Fargo_Corp	06/26/2024	02/24/2026	1	2,775,312					(90,622)		(90,622)		(90,622)							16,433														
EUR/USD Wells Fargo_Corp	FX Bond	Annual Sch D part 1	Currency	Wells Fargo_Corp	06/26/2024	02/24/2026	1	4,100,103					(133,880)		(133,880)		(133,880)							24,278														

E06.1

STATEMENT AS OF SEPTEMBER 30, 2024 OF THE First Allmerica Financial Life Insurance Company

**SCHEDULE DB - PART A - SECTION 1**

Showing all Options, Caps, Floors, Collars, Swaps and Forwards Open as of Current Statement Date

1	2	3	4	5	6	7	8	9	10	11	12	13	14	15	16	17	18	19	20	21	22	23															
Description	Description of Item(s) Hedged, Used for Income Generation or Replicated	Schedule/ Exhibit Identifier	Type(s) of Risk(s) (a)	Exchange, Counterparty or Central Clearinghouse	Trade Date	Date of Maturity or Expiration	Number of Contracts	Notional Amount	Strike Price, Rate or Index Received (Paid)	Cumulative Prior Year(s) Initial Cost of Un-discounted Premium (Received) Paid	Current Year Initial Cost of Un-discounted Premium (Received) Paid	Current Year Income	Book/ Adjusted Carrying Value	Code	Fair Value	Unrealized Valuation Increase/ (Decrease)	Total Foreign Exchange Change in B./A.C.V.	Current Year's (Amortization)/ Accretion	Adjustment to Carrying Value of Hedged Item	Potential Exposure	Credit Quality of Reference Entity	Hedge Effectiveness at Inception and at Quarter-end (b)															
Well's Fargo Corp	EUR/USD	FX Bond	Annual Sch D part 1	Well's Fargo Corp .. KB1H1DSPPFMMQJFXTO9	.06/26/2024	02/24/2026	1	4,837,610					(157,962)		(157,962)		(157,962)			28,645																	
1439999999. Subtotal - Forwards - Hedging Other																																					
1479999999. Subtotal - Forwards																																					
1509999999. Subtotal - SSAP No. 108 Adjustments																																					
1689999999. Subtotal - Hedging Effective Excluding Variable Annuity Guarantees Under SSAP No.108																							(154,909)	(2,264,063)	171,000	XXX	171,000	(2,544,401)	(2,011,935)			5,417,214	XXX	XXX			
1699999999. Subtotal - Hedging Effective Variable Annuity Guarantees Under SSAP No.108																										XXX											
1709999999. Subtotal - Hedging Other																							(45,513)	1,117,867	(6,244,230)	XXX	(6,244,230)	549,777	(7,230,636)			1,789,683	XXX	XXX			
1719999999. Subtotal - Replication																										XXX											
1729999999. Subtotal - Income Generation																										XXX											
1739999999. Subtotal - Other																										XXX											
1749999999. Subtotal - Adjustments for SSAP No. 108 Derivatives																										XXX											
1759999999 - Totals																							(200,422)	(1,146,196)	(6,073,230)	XXX	(6,073,230)	(1,994,623)	(9,242,571)			7,206,897	XXX	XXX			

(a)	Code	Description of Hedged Risk(s)
	{BLANK}	
(b)	Code	Financial or Economic Impact of the Hedge at the End of the Reporting Period

E06.2

STATEMENT AS OF SEPTEMBER 30, 2024 OF THE First Allmerica Financial Life Insurance Company

**SCHEDULE DB - PART B - SECTION 1**

Futures Contracts Open as of the Current Statement Date

1	2	3	4	5	6	7	8	9	10	11	12	13	14	Highly Effective Hedges			18	19	20	21	22
														15	16	17					
Ticker Symbol	Number of Contracts	Notional Amount	Description	Description of Item(s) Hedged, Used for Income Generation or Replicated	Schedule/ Exhibit Identifier	Type(s) of Risk(s) (a)	Date of Maturity or Expiration	Exchange	Trade Date	Transaction Price	Reporting Date Price	Fair Value	Book/ Adjusted Carrying Value	Cumulative Variation Margin	Deferred Variation Margin	Change in Variation Margin Gain (Loss) Used to Adjust Basis of Hedged Item	Cumulative Variation Margin for All Other Hedges	Change in Variation Margin Gain (Loss) Recognized in Current Year	Potential Exposure	Hedge Effectiveness at Inception and at Quarter-end (b)	Value of One (1) Point
ESZ24 .....	.....2	..... 569,045	EMINI S&P DEC24 .....	General Business .....	NA .....	Interest Rate.....	12/20/2024	CME .....	SNZ20JLFX8MNNCL00F39	.....	09/16/2024	.....5,690.4500	.....5,814.2500	.....	.....	.....	.....	.....	.....29,200	.....	.....50
1539999999. Subtotal - Long Futures - Hedging Other																			29,200	XXX	XXX
1579999999. Subtotal - Long Futures																			29,200	XXX	XXX
1649999999. Subtotal - Short Futures																				XXX	XXX
1679999999. Subtotal - SSAP No. 108 Adjustments																				XXX	XXX
1689999999. Subtotal - Hedging Effective Excluding Variable Annuity Guarantees Under SSAP No.108																				XXX	XXX
1699999999. Subtotal - Hedging Effective Variable Annuity Guarantees Under SSAP No.108																				XXX	XXX
1709999999. Subtotal - Hedging Other																			29,200	XXX	XXX
1719999999. Subtotal - Replication																				XXX	XXX
1729999999. Subtotal - Income Generation																				XXX	XXX
1739999999. Subtotal - Other																				XXX	XXX
1749999999. Subtotal - Adjustments for SSAP No. 108 Derivatives																				XXX	XXX
1759999999 - Totals																			29,200	XXX	XXX

Broker Name	Beginning Cash Balance	Cumulative Cash Change	Ending Cash Balance
<b>NONE</b>			
Total Net Cash Deposits			

(a)

Code	Description of Hedged Risk(s)
.....	.....
.....	.....

(b)

Code	Financial or Economic Impact of the Hedge at the End of the Reporting Period
.....	.....

E07

STATEMENT AS OF SEPTEMBER 30, 2024 OF THE First Allmerica Financial Life Insurance Company

**SCHEDULE DB - PART D - SECTION 1**

Counterparty Exposure for Derivative Instruments Open as of Current Statement Date

1 Description of Exchange, Counterparty or Central Clearinghouse	2 Master Agreement (Y or N)	3 Credit Support Annex (Y or N)	Counterparty Offset		Book/Adjusted Carrying Value			Fair Value			12 Potential Exposure	13 Off-Balance Sheet Exposure
			4 Fair Value of Acceptable Collateral	5 Present Value of Financing Premium	6 Contracts With Book/Adjusted Carrying Value >0	7 Contracts With Book/Adjusted Carrying Value <0	8 Exposure Net of Collateral	9 Contracts With Fair Value >0	10 Contracts With Fair Value <0	11 Exposure Net of Collateral		
0199999999 - Aggregate Sum of Exchange Traded Derivatives			XXX	XXX	XXX						29,200	29,200
BMO Corp	Y	Y				(3,885,800)			(3,885,800)		945,653	
Goldman Sachs International	Y	Y	280,000		111,042	(2,156)		111,042	(2,156)		244,188	73,074
TD Corp	Y	Y				(1,858,313)			(1,858,313)		4,697,436	2,839,123
Wells Fargo	Y	Y	2,444,223		2,029,313	(2,467,317)		2,029,313	(2,467,317)		1,319,620	
0299999999 - Total NAIC 1 Designation			2,724,223		2,140,355	(8,213,585)		2,140,355	(8,213,585)		7,206,897	2,912,197
0899999999 - Aggregate Sum of Central Clearinghouses (Excluding Exchange Traded)												
0999999999 - Gross Totals			2,724,223		2,140,355	(8,213,585)		2,140,355	(8,213,585)		7,236,097	2,941,397
1. Offset per SSAP No. 64						2,031,469	(2,031,469)					
2. Net after right of offset per SSAP No. 64						108,886	(6,182,116)					

E08

STATEMENT AS OF SEPTEMBER 30, 2024 OF THE First Allmerica Financial Life Insurance Company

**SCHEDULE DB - PART D - SECTION 2**

Collateral for Derivative Instruments Open as of Current Statement Date

Collateral Pledged by Reporting Entity

1	2	3	4	5	6	7	8	9
Exchange, Counterparty or Central Clearinghouse	Type of Asset Pledged	CUSIP Identification	Description	Fair Value	Par Value	Book/Adjusted Carrying Value	Maturity Date	Type of Margin (I, V or IV)
BANK OF MONTREAL (CORP)	Cash	NQ06HPNCCU6TUTQYE16		2,500,000		2,500,000		V
BANK OF MONTREAL (CORP)	Corporate	NQ06HPNCCU6TUTQYE16	40555C-U6-4 ARIZONA PUB SVC CO SR GLBL NT 46	242,947	300,000	242,947	05/15/2046	V
BANK OF MONTREAL (CORP)	Corporate	NQ06HPNCCU6TUTQYE16	75887B-X6-7 BECTON DICKINSON & CO SR GLBL NT 47	242,715	256,000	242,715	06/06/2047	V
BANK OF MONTREAL (CORP)	Corporate	NQ06HPNCCU6TUTQYE16	26408H-F3-1 CSX CORP SR GLBL NT3.8%46	235,317	275,000	235,317	11/01/2046	V
BANK OF MONTREAL (CORP)	Corporate	NQ06HPNCCU6TUTQYE16	5746UB-IM-9 DOMINION ENERGY INC SR NT-C 4.9%41	238,930	250,000	238,930	08/01/2041	V
BANK OF MONTREAL (CORP)	Corporate	NQ06HPNCCU6TUTQYE16	1428XB-E5-8 FEDEX CORP SR GLBL NT 45	235,088	250,000	235,088	11/15/2045	V
BANK OF MONTREAL (CORP)	Corporate	NQ06HPNCCU6TUTQYE16	40452A-J9-1 HORMEL FOODS CORP SR GLBL NT 51	223,248	307,000	223,248	06/03/2051	V
BANK OF MONTREAL (CORP)	Corporate	NQ06HPNCCU6TUTQYE16	55244A-S8-4 STARBUCKS CORP SR NT 4.5%48	236,010	256,000	236,010	11/15/2048	V
BANK OF MONTREAL (CORP)	Corporate	NQ06HPNCCU6TUTQYE16	6950FA-P9-9 WILLIAMS PARTNERS L.P. SR NT 4.9%45	236,932	253,000	236,932	01/15/2045	V
BANK OF MONTREAL (CORP)	Corporate	NQ06HPNCCU6TUTQYE16	8579YB-D2-2 3M CO FR 4%091448	233,012	261,000	233,012	09/14/2048	V
BANK OF MONTREAL (CORP)	Corporate	NQ06HPNCCU6TUTQYE16	9236TJ-O9-4 TOYOTA MTR CR CORP FR 1.9%091231	194,793	227,000	194,793	09/12/2031	V
THE TORONTO-DOMINION BANK	Corporate	PT30B789TSUIDF371261	31162C-Y4-9 AMGEN INC SR GLBL NT 53	929,007	1,419,000	929,007	09/01/2053	I
THE TORONTO-DOMINION BANK	Corporate	PT30B789TSUIDF371261	37732C-M7-1 APPALACHIAN PWIR CO SR -Q NT 7%38	1,029,826	841,000	1,029,826	04/01/2038	I
THE TORONTO-DOMINION BANK	Corporate	PT30B789TSUIDF371261	4149YA-W8-4 CARDINAL HEALTH INC SR NT 4.6%43	906,197	1,000,000	906,197	03/15/2043	I
THE TORONTO-DOMINION BANK	Corporate	PT30B789TSUIDF371261	91216D-C1-8 COCA COLA CO SR GLBL NT2.5%51	2,640,186	3,999,000	2,640,186	03/15/2051	I
THE TORONTO-DOMINION BANK	Corporate	PT30B789TSUIDF371261	09111F-V0-1 CONSOLIDATED EDISON CO N Y INC -2019 A 4.125%49	869,179	1,000,000	869,179	05/15/2049	I
THE TORONTO-DOMINION BANK	Corporate	PT30B789TSUIDF371261	4959JA-H1-4 FORTIVE CORP SR NT 4.3%46	1,343,553	1,500,000	1,343,553	06/15/2046	I
THE TORONTO-DOMINION BANK	Corporate	PT30B789TSUIDF371261	73903A-J8-2 ROCKWELL AUTOMATION INC SR GLBL NT4.2%49	1,409,426	1,575,000	1,409,426	03/01/2049	I
THE TORONTO-DOMINION BANK	Corporate	PT30B789TSUIDF371261	63667A-J0-4 STRYKER CORPORATION SR GLBL NT 46	952,327	1,000,000	952,327	03/15/2046	I
THE TORONTO-DOMINION BANK (CORP)	Corporate	PT30B789TSUIDF371261	49123C-F6-5 CATERPILLAR INC SR GLBL NT 49	4,978,653	6,445,000	4,978,653	09/15/2049	V
THE TORONTO-DOMINION BANK (CORP)	Corporate	PT30B789TSUIDF371261	40452A-J9-1 HORMEL FOODS CORP SR GLBL NT 51	2,340,833	3,219,000	2,340,833	06/03/2051	V
0199999999 - Total				22,218,178	24,633,000	22,218,179	XXX	XXX

Collateral Pledged to Reporting Entity

1	2	3	4	5	6	7	8	9
Exchange, Counterparty or Central Clearinghouse	Type of Asset Pledged	CUSIP Identification	Description	Fair Value	Par Value	Book/Adjusted Carrying Value	Maturity Date	Type of Margin (I, V or IV)
GOLDMAN SACHS INTERNATIONAL	Cash	784F5XWPLTWKTBV3E584		280,000	280,000	XXX		V
THE TORONTO-DOMINION BANK	Municipal	PT30B789TSUIDF371261	13051E-R4-0 ALBERTA PROV -DZ BD 4.15%33	13,625,240	12,854,000	XXX	06/01/2033	I
WELLS FARGO BANK, N.A. (CORP)	Corporate	KB1H1DSPRFMYMCJFXT09	37833D-G2-0 APPLE INC SR GLBL NT 47	2,444,223	2,770,000	XXX	11/13/2047	V
0299999999 - Total				16,349,463	15,904,000	XXX	XXX	XXX

Schedule DB - Part E - Derivatives Hedging Variable Annuity Guarantees

**N O N E**

Schedule DL - Part 1 - Reinvested Collateral Assets Owned

**N O N E**

Schedule DL - Part 2 - Reinvested Collateral Assets Owned

**N O N E**

**SCHEDULE E - PART 1 - CASH**

Month End Depository Balances

1 Depository	2 Code	3 Rate of Interest	4 Amount of Interest Received During Current Quarter	5 Amount of Interest Accrued at Current Statement Date	Book Balance at End of Each Month During Current Quarter			9 *
					6 First Month	7 Second Month	8 Third Month	
Bank of New York ..... New York, NY .....					3,546,603	3,067,640	3,602,430	.XXX.
UMB ..... Kansas City, MO .....					4,002,763	4,898,320	3,064,716	.XXX.
CITIBANK ..... New York, NY .....					6,467,070	6,040,610	6,404,121	.XXX.
Wells Fargo ..... Lincoln, NE .....					(4,625,140)	(5,433,199)	295,722	.XXX.
US Bank ..... New York, NY .....					231,431	231,431	231,431	.XXX.
JPM ..... New York, NY .....					357,033	368,827	379,543	.XXX.
0199998. Deposits in ... depositories that do not exceed the allowable limit in any one depository (See instructions) - Open Depositories	XXX	XXX						XXX
0199999. Totals - Open Depositories	XXX	XXX			9,979,760	9,173,629	13,977,963	XXX
0299998. Deposits in ... depositories that do not exceed the allowable limit in any one depository (See instructions) - Suspended Depositories	XXX	XXX						XXX
0299999. Totals - Suspended Depositories	XXX	XXX						XXX
0399999. Total Cash on Deposit	XXX	XXX			9,979,760	9,173,629	13,977,963	XXX
0499999. Cash in Company's Office	XXX	XXX	XXX	XXX				XXX
.....								
.....								
.....								
.....								
.....								
.....								
0599999. Total - Cash	XXX	XXX			9,979,760	9,173,629	13,977,963	XXX







SUPPLEMENT FOR THE QUARTER ENDING SEPTEMBER 30, 2024 OF THE First Allmerica Financial Life Insurance Company

## MEDICARE PART D COVERAGE SUPPLEMENT

(Net of Reinsurance)

NAIC Group Code 3891

NAIC Company Code 69140

	Individual Coverage		Group Coverage		5 Total Cash
	1 Insured	2 Uninsured	3 Insured	4 Uninsured	
1. Premiums Collected .....		XXX		XXX	
2. Earned Premiums .....		XXX		XXX	XXX
3. Claims Paid .....		XXX		XXX	
4. Claims Incurred .....		XXX		XXX	XXX
5. Reinsurance Coverage and Low Income Cost Sharing - Claims Paid Net of Reimbursements Applied (a) .....	XXX		XXX		
6. Aggregate Policy Reserves - Change .....		XXX		XXX	XXX
7. Expenses Paid .....		XXX		XXX	
8. Expenses Incurred .....		XXX		XXX	XXX
9. Underwriting Gain or Loss .....		XXX		XXX	XXX
10. Cash Flow Result .....	XXX	XXX	XXX	XXX	

(a) Uninsured Receivable/Payable with CMS at End of Quarter: \$ ..... due from CMS or \$ ..... due to CMS



SUPPLEMENT FOR THE QUARTER ENDING SEPTEMBER 30, 2024 OF THE U.S. BRANCH OF THE First Allmerica Financial Life Insurance Company

TRUSTEED SURPLUS STATEMENT

AFFIDAVIT OF U.S. MANAGERS, GENERAL AGENTS OR ATTORNEYS

..... being duly sworn, says that he/she is the ..... of the ..... a corporation organized under the laws of ....., entered to transact business in the United States through the State of ....., that this trustee surplus statement together with its related schedules appended hereto is a true statement of the trustee surplus of said corporation, that the several items of assets, as hereinafter enumerated, are the absolute property of said corporation, free and clear from any liens or claims thereon, except as hereinafter stated, and that each and all of the hereinafter mentioned assets are held in the United States by Insurance Departments and Officers of the various States of the United States and Trustees as hereinafter indicated, and that the assets, liabilities and deductions therefrom reported in this statement are in accordance with the instructions accompanying this statement.

Subscribed and sworn to before me this ..... day of ..... A.D., .....

.....

AFFIDAVIT OF TRUSTEE - SCHEDULE B

..... being duly sworn, says that he/she is the Trustee of the ..... a corporation organized under the laws of ....., entered to transact business in the United States through the State of ....., located at ....., that the assets listed in Schedule B of the following statement are held by it as such Trustee within the United States, and that the said assets are subject to no other claims than those of policyholders and creditors within the United States.

Subscribed and sworn to before me this ..... day of ..... A.D., .....

.....

AFFIDAVIT OF TRUSTEE - SCHEDULE C

..... being duly sworn, says that he/she is the Trustee of the ..... a corporation organized under the laws of ....., entered to transact business in the United States through the State of ....., located at ....., that the assets listed in Schedule C of the following statement are held by it as such Trustee within the United States, and that the said assets are subject to no other claims than those of policyholders and creditors within the United States.

Subscribed and sworn to before me this ..... day of ..... A.D., .....

.....

AFFIDAVIT OF TRUSTEE - SCHEDULE D

..... being duly sworn, says that he/she is the Trustee of the ..... a corporation organized under the laws of ....., entered to transact business in the United States through the State of ....., located at ....., that the assets listed in Schedule D of the following statement are held by it as such Trustee within the United States, and that the said assets are subject to no other claims than those of policyholders and creditors within the United States.

Subscribed and sworn to before me this ..... day of ..... A.D., .....

.....

## TRUSTEED SURPLUS STATEMENT ASSETS

### SCHEDULE A - DEPOSITS WITH STATE OFFICERS (EXCLUDING SPECIAL DEPOSITS)

1 Line No.	2 Description	3 Admitted Asset Value	4 Par Value	5 Fair Value
1.98	Accrued Investment Income.....		.XXX.	.XXX.
1.99	Total			

### SCHEDULE B - DEPOSITS WITH UNITED STATES TRUSTEE

Line No.	Description	3 Admitted Asset Value	4 Par Value	5 Fair Value
2.01	Cash .....			
2.02	Bonds .....			
2.03	Preferred Stock .....			
2.04	Common Stock .....			
2.05	Mortgage loans on real estate .....			
2.06	Real estate .....			
2.07	Short-term investments .....			
2.08	Other invested assets .....			
2.09	Miscellaneous assets not included in any of the above categories .....			
2.98	Accrued Investment Income.....		.XXX.	.XXX.
2.99	Total			

### SCHEDULE C - DEPOSITS WITH UNITED STATES TRUSTEE

Line No.	Description	3 Admitted Asset Value	4 Par Value	5 Fair Value
3.01	Cash .....			
3.02	Bonds .....			
3.03	Preferred Stock .....			
3.04	Common Stock .....			
3.05	Mortgage loans on real estate .....			
3.06	Real estate .....			
3.07	Short-term investments .....			
3.08	Other invested assets .....			
3.09	Miscellaneous assets not included in any of the above categories .....			
3.98	Accrued Investment Income.....		.XXX.	.XXX.
3.99	Total			

### SCHEDULE D - DEPOSITS WITH UNITED STATES TRUSTEE

Line No.	Description	3 Admitted Asset Value	4 Par Value	5 Fair Value
4.01	Cash .....			
4.02	Bonds .....			
4.03	Preferred Stock .....			
4.04	Common Stock .....			
4.05	Mortgage loans on real estate .....			
4.06	Real estate .....			
4.07	Short-term investments .....			
4.08	Other invested assets .....			
4.09	Miscellaneous assets not included in any of the above categories .....			
4.98	Accrued Investment Income.....		.XXX.	.XXX.
4.99	Total			

## TRUSTEED SURPLUS STATEMENT LIABILITIES AND TRUSTEED SURPLUS

	1 Current Quarter
1. Total liabilities .....	15,242,598,164
ADDITIONS TO LIABILITIES:	
2. Aggregate write-ins for additions to liabilities .....	
3. Total ( Lines 1 + 2 ) .....	15,242,598,164
DEDUCTIONS FROM LIABILITIES:	
4. Amounts Recoverable From Reinsurers:	
4.1 Authorized companies .....	
4.2 Unauthorized companies .....	
4.3 Certified companies .....	
4.4 Reciprocal Jurisdiction Companies .....	
5. Special State Deposits, not exceeding net liabilities carried:	
5.1 Special State Deposits (submit schedule) .....	
5.2 Accrued interest on special state deposits .....	
6. Life insurance premiums and annuity considerations deferred and uncollected .....	
7. Accident and health premiums due and unpaid .....	
8. Contract loans and premium notes:	
8.1 Contract loans not exceeding reserves carried on such policies .....	546,394,351
8.2 Premium notes .....	
8.3 Interest due and accrued on contract loans and premium notes .....	
9. Aggregate write-ins for other deductions from liabilities .....	
10. Total Deductions (Lines 4.1 thru 9) .....	546,394,351
11. Total Adjusted Liabilities (Line 3 minus Line 10) .....	14,696,203,813
12. Trusteed Surplus .....	
13. Total .....	14,696,203,813
<b>DETAILS OF WRITE-INS</b>	
0201. ....	
0202. ....	
0203. ....	
0298. Summary of remaining write-ins for Line 2 from overflow page .....	
0299. Totals (Lines 0201 through 0203 plus 0298)(Line 2 above)	
0901. ....	
0902. ....	
0903. ....	
0998. Summary of remaining write-ins for Line 9 from overflow page .....	
0999. Totals (Lines 0901 through 0903 plus 0998)(Line 9 above)	

**INTERROGATORIES:**

- 1.1 Have there been any changes made to any of the trust indentures during the period? ..... Yes [ ] No [ ]
- 1.2 If yes, has the domiciliary or entry state approved the change? ..... Yes [ ] No [ ]

**OVERFLOW PAGE FOR WRITE-INS**

**NONE**



**Reasonableness of Assumptions Certification Required by  
Actuarial Guideline XXXV**

---



**Reasonableness and Consistency of Assumptions Certification  
Required by Actuarial Guideline XXXV**

---





**Reasonableness of Assumptions Certification for Implied Guaranteed  
Rate Method Required by Actuarial Guideline XXXVI**

---



**Reasonableness and Consistency of Assumptions Certification  
Required by Actuarial Guideline XXXVI (Updated Average Market Value)**

---

**Reasonableness and Consistency of Assumptions Certification**

**For Commissioners Reserve Valuation Method with Updated Market Values**

I, Peter Carlson, F.S.A., M.A.A.A., am the Appointed Actuary for First Allmerica Financial Life Insurance Company (FAFLIC). I have reviewed the assumptions underlying the values assigned to all index equity options used in the determination of statutory reserves using a Type 2 computational method for all equity indexed universal life insurance policies assumed by FAFLIC from Aviva Life and Annuity Company of New York and reported in FAFLIC's statutory financial statements as of September 30, 2024. The assumptions used to determine such option market values are:

1. Reasonable in light of current relevant economic conditions as of the date of valuation; and
2. Are consistent with the comparable assumptions used to determine the statement value of any derivative instruments as of the valuation date used to hedge the equity indexed based obligations embedded in the equity indexed life policies subject to this certification.

\_\_\_\_\_  
Peter Carlson

(Name of Actuary)

*Peter C. Carlson*

\_\_\_\_\_  
(Signature of Actuary)

\_\_\_\_\_  
11/1/2024

(Date of Certification)



## Life PBR Statement of Exemption

---

## Prior Year Validation Data

1.	LZQSN000001 GENINTPT1INV, 14.21, 3 = PY 2023 ANNUAL HIST5YR, 44, 1	241,830,892		
2.	LZQSN000002 GENINTPT1INV, 14.22, 3 = PY 2023 ANNUAL HIST5YR, 45, 1			
3.	LZQSN000006 GENINTPT1INV, 14.24, 3 = PY 2023 ANNUAL HIST5YR, 47, 1			
4.	LZQSN000003 GENINTPT1INV, 14.25, 3 = PY 2023 ANNUAL HIST5YR, 48, 1	144,954,723		
5.	LZQSN000004 GENINTPT1INV, 14.26, 3 = PY 2023 ANNUAL HIST5YR, 49, 1	16,871,862		
6.	LZQSN000005 GENINTPT1INV, 14.23, 3 = PY 2023 ANNUAL HIST5YR, 46, 1			
7.	LZQSN000009 GENINTPT1INV, 14.27, 3 = PY 2023 ANNUAL HIST5YR, 50, 1	403,657,477		
8.	LETMU090024 SCAVER, 01, 1 = PY 2023 ANNUAL SCAVER, 09, 2			
9.	LETMU090026 SCBAVER, 01, 1 = PY 2023 ANNUAL SCBAVER, 11, 2	24,201,826		
10.	LETMU090025 SCBVER, 01, 1 = PY 2023 ANNUAL SCBVER, 11, 2	1,281,912,670		
11.	LETMU900011 SCDVER, 01, 1 = PY 2023 ANNUAL SCDVER, 11, 2	10,846,544,757		
12.	LETMU090062 SCDPT1B, 07, 8 = PY 2023 ANNUAL SCDPT1ASN1 Sum(Column 7 Line 12.1 to 12.6)	10,980,305,410		
13.	LETMU090063 SCD AVER, 02, 2 = PY 2023 ANNUAL SCD AVER, 02, 1	218,900,211		
14.	LETMU090065 SCD AVER, 05, 2 = PY 2023 ANNUAL SCD AVER, 05, 1	(44,743)		
15.	LETMU090066 SCD AVER, 06, 2 = PY 2023 ANNUAL SCD AVER, 06, 1	74,349,457		
16.	LETMU900005 SCD AVER 01, 1 = PY 2023 Annual SCDAPT1, 7709999999, 7	149,363,782		
17.	LETMU900012 SCDBPTAVER, 01, 1 = PY 2023 ANNUAL SCDBPTAVER, 10, 2			
18.	LETMU900013 SCDBPTBVER, 01, 4 = PY 2023 ANNUAL SCDBPTBVER, 06, 4			
19.	LXQSU090067 SCEVER, 01, 1 = PY 2023 ANNUAL SCEVER, 10, 1	1,681,431,820		
20.	LETMU990010 SUMOPS, 08.3, C2 = PY YTD 2023 QUARTERLY SUMOPS, 08.3, 1	38,451,844		
21.	LETMU990015 SUMOPS, 27, C2 = PY YTD 2023 QUARTERLY SUMOPS, 27, 1	229,228,711		
22.	LETMU990020 SUMOPS, 53, C2 = PY YTD 2023 QUARTERLY SUMOPS, 53, 1			
23.	LETMU990025 DPREMDEP, 07, C2 = PY YTD 2023 QUARTERLY DPREMDEP, 10, 1			
24.	LETMU990030 SCAVER, 02.1, 1 = SCAPT2, 0399999, 6 Current Quarter + Prior Quarter + 2nd Prior Quarter			
25.	LETMU990035 SCAVER, 02.2, 1 = SCAPT2, 0399999, 9 Current Quarter + Prior Quarter + 2nd Prior Quarter			
26.	LETMU990040 SCAVER, 04, 1 = SCAPT3, 0399999, 18 Current Quarter + Prior Quarter + 2nd Prior Quarter			
27.	LETMU990045 SCBVER, 02.1, 1 = SCBPT2, 3399999, 7 Current Quarter + Prior Quarter + 2nd Prior Quarter	614,366,828	1,255,073,280	622,649,905
28.	LETMU990050 SCBVER, 02.2, 1 = SCBPT2, 3399999, 8 Current Quarter + Prior Quarter + 2nd Prior Quarter	24,984	190,234	153,700
29.	LETMU990055 SCBVER, 06, 1 = SCBPT3, 0599999, 18 Current Quarter + Prior Quarter + 2nd Prior Quarter	(789,338)	(442,961)	(124,480)
30.	LETMU990060 SCBVER, 07, 1 = SCBPT3, 0599999, 15 Current Quarter + Prior Quarter + 2nd Prior Quarter	55,985,418	45,857,605	62,601,523
31.	LETMU990065 SCBAVER, 02.1, 1 = SCBAPT2, 6299999, 9 Current Quarter + Prior Quarter + 2nd Prior Quarter	58,635,146	117,861,407	2,465,644
32.	LETMU990070 SCBAVER, 02.2, 1 = SCBAPT2, 6299999, 10 Current Quarter + Prior Quarter + 2nd Prior Quarter			
33.	LETMU990075 SCBAVER, 06, 1 = SCBAPT3, 6299999, 19 Current Quarter + Prior Quarter + 2nd Prior Quarter			
34.	LETMU990080 SCBAVER, 07, 1 = SCBAPT3, 6299999, 16 Current Quarter + Prior Quarter + 2nd Prior Quarter	12,594,413	4,889,615	483,957
35.	LETMU990085 SCDVER, 02, 1 = SCDPT3, 6009999999, 7 Current Quarter + Prior Quarter + 2nd Prior Quarter	1,274,597,187	3,306,164,453	879,278,057
36.	LETMU990090 SCDVER, 05, 1 = SCDPT4, 6009999999, 19 Current Quarter + Prior Quarter + 2nd Prior Quarter	57,165,610	69,470,670	3,479,545
37.	LETMU990095 SCDVER, 06, 1 = SCDPT4, 6009999999, 7 Current Quarter + Prior Quarter + 2nd Prior Quarter	1,744,064,170	4,971,533,013	410,420,129

# QUARTERLY DISKETTE TRANSMITTAL FORM AND CERTIFICATION (LIFE)

Name of Insurer First Allmerica Financial Life Insurance Company  
 Date \_\_\_\_\_ FEIN 04-1867050  
 NAIC Group # 3891 NAIC Company # 69140

**THIS FORM IS REQUIRED FOR ALL DISKETTE TRANSMITTALS. PLEASE PROVIDE ANY ADDITIONAL COMMENTS THAT MAY HELP TO IDENTIFY DISKETTE CONTENT.**

A.	QTR. 1	QTR. 2	QTR. 3
1. Is this the first time you've submitted this filing? (Y/N)			
2. Is this being re-filed at the request of the NAIC or a state insurance department? (Y/N)			
3. Is this being re-filed due to changes to the data originally filed? (Y/N) (IF "YES", ENCLOSE HARD COPY PAGES FOR THE CHANGES.)			
4. Other? (Y/N) (If "yes", attach an explanation.)			

B. Additional comments if necessary for clarification:

---

C. Diskette Contact Person:

Carrie Jo Thomas  
 Phone: 515-393-3690  
 Address: 20 Guest Street Brighton MA 02135

D. Software Vendor: Sovos ETM

Version: 2024

E. Have material validation failures been addressed in the explanation file?

Yes \_\_\_\_\_ No \_\_\_\_\_

The undersigned hereby certifies, according to the best of his/her knowledge and belief: that the diskettes submitted with this form were prepared in compliance with the NAIC specifications, that the diskettes have been tested against the validations included with these specifications, and that quarterly statement information required to be contained on diskette is identical to the information in the 2024 Quarterly Statement blank filed with the insurer's domiciliary state insurance department. In addition, the diskettes submitted have been scanned through a virus detection software package, and no viruses are present on the diskettes. The virus detection software used was (name)

\_\_\_\_\_ (version number) \_\_\_\_\_

Signed

---

Type Name and Title:

---

STATEMENT AS OF SEPTEMBER 30, 2024 OF THE First Allmerica Financial Life Insurance Company  
**FORM FOR CALCULATING THE INTEREST MAINTENANCE RESERVE**

**INTEREST MAINTENANCE RESERVE**

	1 Amount
1. Reserve as of December 31, Prior Year .....	(42,543,638)
2. Current Year's Realized Pre-Tax Capital Gains/(Losses) of \$ ..... transferred into the Reserve Net of Taxes of \$ .....	
3. Adjustment for Current Year's Liability Gains/(Losses) released From the reserve .....	
4. Balance before Reduction for Amount Transferred to Summary of Operations (Line 1 + Line 2 + Line 3) .....	(42,543,638)
5. Current Year's Amortization Released to Summary of Operations (Amortization, Line 1, Column 4) .....	(3,278,638)
6. Reserve as of Statement Period (Line 4 minus Line 5)	(39,265,001)

**AMORTIZATION**

	1	2	3	4
Year of Amortization	Reserve as of December 31, Prior Year	Current Year's Realized Capital Gains/(Losses) Transferred into the Reserve Net of Taxes	Adjustment for Current Year's Liability Gains/(Losses) Released From the Reserve	Balance Before Reduction for Current Year's Amortization (Cols. 1 + 2 + 3)
1. 2024 .....	(4,371,517)			(4,371,517)
2. 2025 .....	(3,917,185)			(3,917,185)
3. 2026 .....	(3,317,834)			(3,317,834)
4. 2027 .....	(2,539,180)			(2,539,180)
5. 2028 .....	(1,802,194)			(1,802,194)
6. 2029 .....	(1,434,037)			(1,434,037)
7. 2030 .....	(1,248,634)			(1,248,634)
8. 2031 .....	(1,590,975)			(1,590,975)
9. 2032 .....	(795,498)			(795,498)
10. 2033 .....	(572,805)			(572,805)
11. 2034 .....	(562,115)			(562,115)
12. 2035 .....	(608,763)			(608,763)
13. 2036 .....	(726,235)			(726,235)
14. 2037 .....	(1,001,050)			(1,001,050)
15. 2038 .....	(1,206,936)			(1,206,936)
16. 2039 .....	(1,446,800)			(1,446,800)
17. 2040 .....	(1,914,149)			(1,914,149)
18. 2041 .....	(1,579,324)			(1,579,324)
19. 2042 .....	(1,585,954)			(1,585,954)
20. 2043 .....	(1,541,080)			(1,541,080)
21. 2044 .....	(1,424,838)			(1,424,838)
22. 2045 .....	(1,324,329)			(1,324,329)
23. 2046 .....	(1,191,102)			(1,191,102)
24. 2047 .....	(1,160,819)			(1,160,819)
25. 2048 .....	(1,025,879)			(1,025,879)
26. 2049 .....	(888,675)			(888,675)
27. 2050 .....	(748,777)			(748,777)
28. 2051 .....	(571,392)			(571,392)
29. 2052 .....	(349,840)			(349,840)
30. 2053 .....	(95,722)			(95,722)
31. 2054 and Later				
32. Total (Lines 1 to 31)	(42,543,638)			(42,543,638)

STATEMENT AS OF SEPTEMBER 30, 2024 OF THE First Allmerica Financial Life Insurance Company

**ASSET VALUATION RESERVE**

	Default Component			Equity Component			7 Total Amount (Cols. 3 + 6)
	1 Other Than Mortgage Loans	2 Mortgage Loans	3 Total (Cols. 1 + 2)	4 Common Stock	5 Real Estate and Other Invested Assets	6 Total (Cols. 4 + 5)	
1. Reserve as of December 31, prior year .....	34,098,320	4,986,707	39,085,027	2,262		2,263	39,087,289
2. Realized capital gains/(losses) net of taxes - General Account .....							
3. Realized capital gains/(losses) net of taxes - Separate Accounts .....							
4. Unrealized capital gains/(losses) net of deferred taxes - General Account .....							
5. Unrealized capital gains/(losses) net of deferred taxes - Separate Accounts .....							
6. Capital gains credited/(losses charged) to contract benefits, payments or reserves .....							
7. Basic contribution .....							
8. Accumulated balances (Lines 1 through 5 - 6 + 7) .....	34,098,320	4,986,707	39,085,027	2,262		2,263	39,087,289
9. Maximum reserve .....							
10. Reserve objective .....							
11. 20% of (Line 10 - Line 8) .....	(5,114,748)	(748,006)	(5,862,754)	(339)		(339)	(5,863,093)
12. Balance before transfers (Lines 8 + 11) .....	28,983,572	4,238,701	33,222,273	1,923		1,923	33,224,196
13. Transfers .....							
14. Voluntary contribution .....							
15. Adjustment down to maximum/up to zero .....							
16. Reserve as of the end of quarter (Lines 12 + 13 + 14 + 15)	28,983,572	4,238,701	33,222,273	1,923		1,923	33,224,196

AVR



## ASSET VALUATION RESERVE BASIC CONTRIBUTION, RESERVE OBJECTIVE AND MAXIMUM RESERVE CALCULATIONS DEFAULT COMPONENT

Line Number	NAIC Designation	Description	1 Book/Adjusted Carrying Value	2 Reclassify Related Party Encumbrances	3 Add Third Party Encumbrances	4 Balance for AVR Reserve Calculations (Cols. 1 + 2 + 3)	Basic Contribution		Reserve Objective		Maximum Reserve	
							5 Factor	6 Amount (Cols. 4 x 5)	7 Factor	8 Amount (Cols. 4 x 7)	9 Factor	10 Amount (Cols. 4 x 9)
<b>LONG-TERM BONDS</b>												
1.		Exempt Obligations .....		XXX	XXX		0.0000		0.0000		0.0000	
2.1	1	NAIC Designation Category 1.A .....		XXX	XXX		0.0002		0.0007		0.0013	
2.2	1	NAIC Designation Category 1.B .....		XXX	XXX		0.0004		0.0011		0.0023	
2.3	1	NAIC Designation Category 1.C .....		XXX	XXX		0.0006		0.0018		0.0035	
2.4	1	NAIC Designation Category 1.D .....		XXX	XXX		0.0007		0.0022		0.0044	
2.5	1	NAIC Designation Category 1.E .....		XXX	XXX		0.0009		0.0027		0.0055	
2.6	1	NAIC Designation Category 1.F .....		XXX	XXX		0.0011		0.0034		0.0068	
2.7	1	NAIC Designation Category 1.G .....		XXX	XXX		0.0014		0.0042		0.0085	
2.8		Subtotal NAIC 1 (2.1+2.2+2.3+2.4+2.5+2.6+2.7) .....		XXX	XXX		XXX		XXX		XXX	
3.1	2	NAIC Designation Category 2.A .....		XXX	XXX		0.0021		0.0063		0.0105	
3.2	2	NAIC Designation Category 2.B .....		XXX	XXX		0.0025		0.0076		0.0127	
3.3	2	NAIC Designation Category 2.C .....		XXX	XXX		0.0036		0.0108		0.0180	
3.4		Subtotal NAIC 2 (3.1+3.2+3.3) .....		XXX	XXX		XXX		XXX		XXX	
4.1	3	NAIC Designation Category 3.A .....		XXX	XXX		0.0069		0.0183		0.0262	
4.2	3	NAIC Designation Category 3.B .....		XXX	XXX		0.0099		0.0264		0.0377	
4.3	3	NAIC Designation Category 3.C .....		XXX	XXX		0.0131		0.0350		0.0500	
4.4		Subtotal NAIC 3 (4.1+4.2+4.3) .....		XXX	XXX		XXX		XXX		XXX	
5.1	4	NAIC Designation Category 4.A .....		XXX	XXX		0.0184		0.0430		0.0615	
5.2	4	NAIC Designation Category 4.B .....		XXX	XXX		0.0238		0.0555		0.0793	
5.3	4	NAIC Designation Category 4.C .....		XXX	XXX		0.0310		0.0724		0.1034	
5.4		Subtotal NAIC 4 (5.1+5.2+5.3) .....		XXX	XXX		XXX		XXX		XXX	
6.1	5	NAIC Designation Category 5.A .....		XXX	XXX		0.0472		0.0846		0.1410	
6.2	5	NAIC Designation Category 5.B .....		XXX	XXX		0.0663		0.1188		0.1980	
6.3	5	NAIC Designation Category 5.C .....		XXX	XXX		0.0836		0.1498		0.2496	
6.4		Subtotal NAIC 5 (6.1+6.2+6.3) .....		XXX	XXX		XXX		XXX		XXX	
7.	6	NAIC 6 .....		XXX	XXX		0.0000		0.2370		0.2370	
8.		Total Unrated Multi-class Securities Acquired by Conversion .....		XXX	XXX		XXX		XXX		XXX	
9.		Total Long-Term Bonds (1+2.8+3.4+4.4+5.4+6.4+7+8) .....		XXX	XXX		XXX		XXX		XXX	
<b>PREFERRED STOCKS</b>												
10.	1	Highest Quality .....		XXX	XXX		0.0005		0.0016		0.0033	
11.	2	High Quality .....		XXX	XXX		0.0021		0.0064		0.0106	
12.	3	Medium Quality .....		XXX	XXX		0.0099		0.0263		0.0376	
13.	4	Low Quality .....		XXX	XXX		0.0245		0.0572		0.0817	
14.	5	Lower Quality .....		XXX	XXX		0.0630		0.1128		0.1880	
15.	6	In or Near Default .....		XXX	XXX		0.0000		0.2370		0.2370	
16.		Affiliated Life with AVR .....		XXX	XXX		0.0000		0.0000		0.0000	
17.		Total Preferred Stocks (Sum of Lines 10 through 16) .....		XXX	XXX		XXX		XXX		XXX	

AVRDC1

**ASSET VALUATION RESERVE (Continued)**  
**BASIC CONTRIBUTION, RESERVE OBJECTIVE AND MAXIMUM RESERVE CALCULATIONS**  
**DEFAULT COMPONENT**

Line Number	NAIC Designation	Description	1 Book/Adjusted Carrying Value	2 Reclassify Related Party Encumbrances	3 Add Third Party Encumbrances	4 Balance for AVR Reserve Calculations (Cols. 1 + 2 + 3)	Basic Contribution		Reserve Objective		Maximum Reserve	
							5 Factor	6 Amount (Cols.4 x 5)	7 Factor	8 Amount (Cols. 4 x 7)	9 Factor	10 Amount (Cols. 4 x 9)
<b>SHORT-TERM BONDS</b>												
18.		Exempt Obligations .....		XXX	XXX		0.0000		0.0000		0.0000	
19.1	1	NAIC Designation Category 1.A .....		XXX	XXX		0.0002		0.0007		0.0013	
19.2	1	NAIC Designation Category 1.B .....		XXX	XXX		0.0004		0.0011		0.0023	
19.3	1	NAIC Designation Category 1.C .....		XXX	XXX		0.0006		0.0018		0.0035	
19.4	1	NAIC Designation Category 1.D .....		XXX	XXX		0.0007		0.0022		0.0044	
19.5	1	NAIC Designation Category 1.E .....		XXX	XXX		0.0009		0.0027		0.0055	
19.6	1	NAIC Designation Category 1.F .....		XXX	XXX		0.0011		0.0034		0.0068	
19.7	1	NAIC Designation Category 1.G .....		XXX	XXX		0.0014		0.0042		0.0085	
19.8		Subtotal NAIC 1 (19.1+19.2+19.3+19.4+19.5+19.6+19.7) .....		XXX	XXX		XXX		XXX		XXX	
20.1	2	NAIC Designation Category 2.A .....		XXX	XXX		0.0021		0.0063		0.0105	
20.2	2	NAIC Designation Category 2.B .....		XXX	XXX		0.0025		0.0076		0.0127	
20.3	2	NAIC Designation Category 2.C .....		XXX	XXX		0.0036		0.0108		0.0180	
20.4		Subtotal NAIC 2 (20.1+20.2+20.3) .....		XXX	XXX		XXX		XXX		XXX	
21.1	3	NAIC Designation Category 3.A .....		XXX	XXX		0.0069		0.0183		0.0262	
21.2	3	NAIC Designation Category 3.B .....		XXX	XXX		0.0099		0.0264		0.0377	
21.3	3	NAIC Designation Category 3.C .....		XXX	XXX		0.0131		0.0350		0.0500	
21.4		Subtotal NAIC 3 (21.1+21.2+21.3) .....		XXX	XXX		XXX		XXX		XXX	
22.1	4	NAIC Designation Category 4.A .....		XXX	XXX		0.0184		0.0430		0.0615	
22.2	4	NAIC Designation Category 4.B .....		XXX	XXX		0.0238		0.0555		0.0793	
22.3	4	NAIC Designation Category 4.C .....		XXX	XXX		0.0310		0.0724		0.1034	
22.4		Subtotal NAIC 4 (22.1+22.2+22.3) .....		XXX	XXX		XXX		XXX		XXX	
23.1	5	NAIC Designation Category 5.A .....		XXX	XXX		0.0472		0.0846		0.1410	
23.2	5	NAIC Designation Category 5.B .....		XXX	XXX		0.0663		0.1188		0.1980	
23.3	5	NAIC Designation Category 5.C .....		XXX	XXX		0.0836		0.1498		0.2496	
23.4		Subtotal NAIC 5 (23.1+23.2+23.3) .....		XXX	XXX		XXX		XXX		XXX	
24.	6	NAIC 6 .....		XXX	XXX		0.0000		0.2370		0.2370	
25.		Total Short-Term Bonds (18+19.8+20.4+21.4+22.4+23.4+24) .....		XXX	XXX		XXX		XXX		XXX	
<b>DERIVATIVE INSTRUMENTS</b>												
26.		Exchange Traded .....		XXX	XXX		0.0005		0.0016		0.0033	
27.	1	Highest Quality .....		XXX	XXX		0.0005		0.0016		0.0033	
28.	2	High Quality .....		XXX	XXX		0.0021		0.0064		0.0106	
29.	3	Medium Quality .....		XXX	XXX		0.0099		0.0263		0.0376	
30.	4	Low Quality .....		XXX	XXX		0.0245		0.0572		0.0817	
31.	5	Lower Quality .....		XXX	XXX		0.0630		0.1128		0.1880	
32.	6	In or Near Default .....		XXX	XXX		0.0000		0.2370		0.2370	
33.		Total Derivative Instruments .....		XXX	XXX		XXX		XXX		XXX	
34.		Total (Lines 9 + 17 + 25 + 33) .....		XXX	XXX		XXX		XXX		XXX	

AVRDC2

**ASSET VALUATION RESERVE (Continued)**  
**BASIC CONTRIBUTION, RESERVE OBJECTIVE AND MAXIMUM RESERVE CALCULATIONS**  
**DEFAULT COMPONENT**

Line Number	NAIC Designation	Description	1 Book/Adjusted Carrying Value	2 Reclassify Related Party Encumbrances	3 Add Third Party Encumbrances	4 Balance for AVR Reserve Calculations (Cols. 1 + 2 + 3)	Basic Contribution		Reserve Objective		Maximum Reserve	
							5 Factor	6 Amount (Cols. 4 x 5)	7 Factor	8 Amount (Cols. 4 x 7)	9 Factor	10 Amount (Cols. 4 x 9)
		MORTGAGE LOANS										
		In Good Standing:										
35.		Farm Mortgages - CM1 - Highest Quality .....			XXX		0.0011		0.0057		0.0074	
36.		Farm Mortgages - CM2 - High Quality .....			XXX		0.0040		0.0114		0.0149	
37.		Farm Mortgages - CM3 - Medium Quality .....			XXX		0.0069		0.0200		0.0257	
38.		Farm Mortgages - CM4 - Low Medium Quality .....			XXX		0.0120		0.0343		0.0428	
39.		Farm Mortgages - CM5 - Low Quality .....			XXX		0.0183		0.0486		0.0628	
40.		Residential Mortgages - Insured or Guaranteed .....			XXX		0.0003		0.0007		0.0011	
41.		Residential Mortgages - All Other .....			XXX		0.0015		0.0034		0.0046	
42.		Commercial Mortgages - Insured or Guaranteed .....			XXX		0.0003		0.0007		0.0011	
43.		Commercial Mortgages - All Other - CM1 - Highest Quality .....			XXX		0.0011		0.0057		0.0074	
44.		Commercial Mortgages - All Other - CM2 - High Quality .....			XXX		0.0040		0.0114		0.0149	
45.		Commercial Mortgages - All Other - CM3 - Medium Quality .....			XXX		0.0069		0.0200		0.0257	
46.		Commercial Mortgages - All Other - CM4 - Low Medium Quality .....			XXX		0.0120		0.0343		0.0428	
47.		Commercial Mortgages - All Other - CM5 - Low Quality .....			XXX		0.0183		0.0486		0.0628	
		Overdue, Not in Process:										
48.		Farm Mortgages .....			XXX		0.0480		0.0868		0.1371	
49.		Residential Mortgages - Insured or Guaranteed .....			XXX		0.0006		0.0014		0.0023	
50.		Residential Mortgages - All Other .....			XXX		0.0029		0.0066		0.0103	
51.		Commercial Mortgages - Insured or Guaranteed .....			XXX		0.0006		0.0014		0.0023	
52.		Commercial Mortgages - All Other .....			XXX		0.0480		0.0868		0.1371	
		In Process of Foreclosure:										
53.		Farm Mortgages .....			XXX		0.0000		0.1942		0.1942	
54.		Residential Mortgages - Insured or Guaranteed .....			XXX		0.0000		0.0046		0.0046	
55.		Residential Mortgages - All Other .....			XXX		0.0000		0.0149		0.0149	
56.		Commercial Mortgages - Insured or Guaranteed .....			XXX		0.0000		0.0046		0.0046	
57.		Commercial Mortgages - All Other .....			XXX		0.0000		0.1942		0.1942	
58.		Total Schedule B Mortgages (Sum of Lines 35 through 57)			XXX		XXX		XXX		XXX	
59.		Schedule DA Mortgages			XXX		0.0034		0.0114		0.0149	
60.		Total Mortgage Loans on Real Estate (Lines 58 + 59)			XXX		XXX		XXX		XXX	

AVRDC3

**ASSET VALUATION RESERVE  
BASIC CONTRIBUTION, RESERVE OBJECTIVE AND MAXIMUM RESERVE CALCULATIONS  
EQUITY AND OTHER INVESTED ASSET COMPONENT**

Line Number	NAIC Designation	Description	1 Book/Adjusted Carrying Value	2 Reclassify Related Party Encumbrances	3 Add Third Party Encumbrances	4 Balance for AVR Reserve Calculations (Cols. 1 + 2 + 3)	Basic Contribution		Reserve Objective		Maximum Reserve	
							5 Factor	6 Amount (Cols. 4 x 5)	7 Factor	8 Amount (Cols. 4 x 7)	9 Factor	10 Amount (Cols. 4 x 9)
<b>COMMON STOCK</b>												
1.		Unaffiliated - Public .....		XXX	XXX		0.0000		0.1580 (a)		0.1580 (a)	
2.		Unaffiliated - Private .....		XXX	XXX		0.0000		0.1945		0.1945	
3.		Federal Home Loan Bank .....		XXX	XXX		0.0000		0.0061		0.0097	
4.		Affiliated - Life with AVR .....		XXX	XXX		0.0000		0.0000		0.0000	
Affiliated - Investment Subsidiary:												
5.		Fixed Income - Exempt Obligations .....		XXX			XXX		XXX		XXX	
6.		Fixed Income - Highest Quality .....		XXX			XXX		XXX		XXX	
7.		Fixed Income - High Quality .....		XXX			XXX		XXX		XXX	
8.		Fixed Income - Medium Quality .....		XXX			XXX		XXX		XXX	
9.		Fixed Income - Low Quality .....		XXX			XXX		XXX		XXX	
10.		Fixed Income - Lower Quality .....		XXX			XXX		XXX		XXX	
11.		Fixed Income - In/Near Default .....		XXX			XXX		XXX		XXX	
12.		Unaffiliated Common Stock - Public .....					0.0000		0.1580 (a)		0.1580 (a)	
13.		Unaffiliated Common Stock - Private .....					0.0000		0.1945		0.1945	
14.		Real Estate .....					(b)		(b)		(b)	
15.		Affiliated - Certain Other (See SVO Purposes and Procedures Manual) .....		XXX	XXX		0.0000		0.1580		0.1580	
16.		Affiliated - All Other .....		XXX	XXX		0.0000		0.1945		0.1945	
17.		Total Common Stock (Sum of Lines 1 through 16)					XXX		XXX		XXX	
<b>REAL ESTATE</b>												
18.		Home Office Property (General Account only) .....					0.0000		0.0912		0.0912	
19.		Investment Properties .....					0.0000		0.0912		0.0912	
20.		Properties Acquired in Satisfaction of Debt .....					0.0000		0.1337		0.1337	
21.		Total Real Estate (Sum of Lines 18 through 20)					XXX		XXX		XXX	
<b>OTHER INVESTED ASSETS</b>												
<b>INVESTMENTS WITH THE UNDERLYING CHARACTERISTICS OF BONDS</b>												
22.		Exempt Obligations .....		XXX	XXX		0.0000		0.0000		0.0000	
23.	1	Highest Quality .....		XXX	XXX		0.0005		0.0016		0.0033	
24.	2	High Quality .....		XXX	XXX		0.0021		0.0064		0.0106	
25.	3	Medium Quality .....		XXX	XXX		0.0099		0.0263		0.0376	
26.	4	Low Quality .....		XXX	XXX		0.0245		0.0572		0.0817	
27.	5	Lower Quality .....		XXX	XXX		0.0630		0.1128		0.1880	
28.	6	In or Near Default .....		XXX	XXX		0.0000		0.2370		0.2370	
29.		Total with Bond Characteristics (Sum of Lines 22 through 28)		XXX	XXX		XXX		XXX		XXX	

AVREC1

**ASSET VALUATION RESERVE (Continued)**  
**BASIC CONTRIBUTION, RESERVE OBJECTIVE AND MAXIMUM RESERVE CALCULATIONS**  
**EQUITY AND OTHER INVESTED ASSET COMPONENT**

Line Number	NAIC Designation	Description	1 Book/Adjusted Carrying Value	2 Reclassify Related Party Encumbrances	3 Add Third Party Encumbrances	4 Balance for AVR Reserve Calculations (Cols. 1 + 2 + 3)	Basic Contribution		Reserve Objective		Maximum Reserve	
							5 Factor	6 Amount (Cols. 4 x 5)	7 Factor	8 Amount (Cols. 4 x 7)	9 Factor	10 Amount (Cols. 4 x 9)
INVESTMENTS WITH THE UNDERLYING CHARACTERISTICS OF PREFERRED STOCKS												
30.	1	Highest Quality .....		XXX	XXX		0.0005		0.0016		0.0033	
31.	2	High Quality .....		XXX	XXX		0.0021		0.0064		0.0106	
32.	3	Medium Quality .....		XXX	XXX		0.0099		0.0263		0.0376	
33.	4	Low Quality .....		XXX	XXX		0.0245		0.0572		0.0817	
34.	5	Lower Quality.....		XXX	XXX		0.0630		0.1128		0.1880	
35.	6	In or Near Default .....		XXX	XXX		0.0000		0.2370		0.2370	
36.		Affiliated Life with AVR .....		XXX	XXX		0.0000		0.0000		0.0000	
37.		Total with Preferred Stock Characteristics (Sum of Lines 30 through 36)		XXX	XXX		XXX		XXX		XXX	
INVESTMENTS WITH THE UNDERLYING CHARACTERISTICS OF MORTGAGE LOANS												
In Good Standing Affiliated:												
38.		Mortgages - CM1 - Highest Quality .....			XXX		0.0011		0.0057		0.0074	
39.		Mortgages - CM2 - High Quality .....			XXX		0.0040		0.0114		0.0149	
40.		Mortgages - CM3 - Medium Quality .....			XXX		0.0069		0.0200		0.0257	
41.		Mortgages - CM4 - Low Medium Quality .....			XXX		0.0120		0.0343		0.0428	
42.		Mortgages - CM5 - Low Quality .....			XXX		0.0183		0.0486		0.0628	
43.		Residential Mortgages - Insured or Guaranteed .....			XXX		0.0003		0.0007		0.0011	
44.		Residential Mortgages - All Other .....		XXX	XXX		0.0015		0.0034		0.0046	
45.		Commercial Mortgages - Insured or Guaranteed .....			XXX		0.0003		0.0007		0.0011	
Overdue, Not in Process Affiliated:												
46.		Farm Mortgages .....			XXX		0.0480		0.0868		0.1371	
47.		Residential Mortgages - Insured or Guaranteed .....			XXX		0.0006		0.0014		0.0023	
48.		Residential Mortgages - All Other .....			XXX		0.0029		0.0066		0.0103	
49.		Commercial Mortgages - Insured or Guaranteed .....			XXX		0.0006		0.0014		0.0023	
50.		Commercial Mortgages - All Other .....			XXX		0.0480		0.0868		0.1371	
In Process of Foreclosure Affiliated:												
51.		Farm Mortgages .....			XXX		0.0000		0.1942		0.1942	
52.		Residential Mortgages - Insured or Guaranteed .....			XXX		0.0000		0.0046		0.0046	
53.		Residential Mortgages - All Other .....			XXX		0.0000		0.0149		0.0149	
54.		Commercial Mortgages - Insured or Guaranteed .....			XXX		0.0000		0.0046		0.0046	
55.		Commercial Mortgages - All Other .....			XXX		0.0000		0.1942		0.1942	
56.		Total Affiliated (Sum of Lines 38 through 55) .....			XXX		XXX		XXX		XXX	
57.		Unaffiliated - In Good Standing With Covenants .....			XXX		(c)		(c)		(c)	
58.		Unaffiliated - In Good Standing Defeased With Government Securities .....			XXX		0.0011		0.0057		0.0074	
59.		Unaffiliated - In Good Standing Primarily Senior .....			XXX		0.0040		0.0114		0.0149	
60.		Unaffiliated - In Good Standing All Other .....			XXX		0.0069		0.0200		0.0257	
61.		Unaffiliated - Overdue, Not in Process .....			XXX		0.0480		0.0868		0.1371	
62.		Unaffiliated - In Process of Foreclosure .....			XXX		0.0000		0.1942		0.1942	
63.		Total Unaffiliated (Sum of Lines 57 through 62) .....			XXX		XXX		XXX		XXX	
64.		Total with Mortgage Loan Characteristics (Lines 56 + 63)			XXX		XXX		XXX		XXX	

AVREC2

**ASSET VALUATION RESERVE (Continued)**  
**BASIC CONTRIBUTION, RESERVE OBJECTIVE AND MAXIMUM RESERVE CALCULATIONS**  
**EQUITY AND OTHER INVESTED ASSET COMPONENT**

Line Number	NAIC Designation	Description	1 Book/Adjusted Carrying Value	2 Reclassify Related Party Encumbrances	3 Add Third Party Encumbrances	4 Balance for AVR Reserve Calculations (Cols. 1 + 2 + 3)	Basic Contribution		Reserve Objective		Maximum Reserve	
							5 Factor	6 Amount (Cols.4 x 5)	7 Factor	8 Amount (Cols. 4 x 7)	9 Factor	10 Amount (Cols. 4 x 9)
INVESTMENTS WITH THE UNDERLYING CHARACTERISTICS OF COMMON STOCK												
65.		Unaffiliated Public .....		XXX	XXX		0.0000		0.1580 (a)		0.1580 (a)	
66.		Unaffiliated Private .....		XXX	XXX		0.0000		0.1945		0.1945	
67.		Affiliated Life with AVR .....		XXX	XXX		0.0000		0.0000		0.0000	
68.		Affiliated Certain Other (See SVO Purposes & Procedures Manual) .....		XXX	XXX		0.0000		0.1580		0.1580	
69.		Affiliated Other - All Other .....		XXX	XXX		0.0000		0.1945		0.1945	
70.		Total with Common Stock Characteristics (Sum of Lines 65 through 69)		XXX	XXX		XXX		XXX		XXX	
INVESTMENTS WITH THE UNDERLYING CHARACTERISTICS OF REAL ESTATE												
71.		Home Office Property (General Account only) .....					0.0000		0.0912		0.0912	
72.		Investment Properties .....					0.0000		0.0912		0.0912	
73.		Properties Acquired in Satisfaction of Debt .....					0.0000		0.1337		0.1337	
74.		Total with Real Estate Characteristics (Sum of Lines 71 through 73)					XXX		XXX		XXX	
LOW INCOME HOUSING TAX CREDIT INVESTMENTS												
75.		Guaranteed Federal Low Income Housing Tax Credit .....					0.0003		0.0006		0.0010	
76.		Non-guaranteed Federal Low Income Housing Tax Credit .....					0.0063		0.0120		0.0190	
77.		Guaranteed State Low Income Housing Tax Credit .....					0.0003		0.0006		0.0010	
78.		Non-guaranteed State Low Income Housing Tax Credit .....					0.0063		0.0120		0.0190	
79.		All Other Low Income Housing Tax Credit .....					0.0273		0.0600		0.0975	
80.		Total LIHTC (Sum of Lines 75 through 79)					XXX		XXX		XXX	
RESIDUAL TRanches OR INTERESTS												
81.		Fixed Income Instruments - Unaffiliated .....		XXX	XXX		0.0000		0.1580		0.1580	
82.		Fixed Income Instruments - Affiliated .....		XXX	XXX		0.0000		0.1580		0.1580	
83.		Common Stock - Unaffiliated .....		XXX	XXX		0.0000		0.1580		0.1580	
84.		Common Stock - Affiliated .....		XXX	XXX		0.0000		0.1580		0.1580	
85.		Preferred Stock - Unaffiliated .....		XXX	XXX		0.0000		0.1580		0.1580	
86.		Preferred Stock - Affiliated .....		XXX	XXX		0.0000		0.1580		0.1580	
87.		Real Estate - Unaffiliated .....					0.0000		0.1580		0.1580	
88.		Real Estate - Affiliated .....					0.0000		0.1580		0.1580	
89.		Mortgage Loans - Unaffiliated .....		XXX	XXX		0.0000		0.1580		0.1580	
90.		Mortgage Loans - Affiliated .....		XXX	XXX		0.0000		0.1580		0.1580	
91.		Other - Unaffiliated .....		XXX	XXX		0.0000		0.1580		0.1580	
92.		Other - Affiliated .....		XXX	XXX		0.0000		0.1580		0.1580	
93.		Total Residual Tranches or Interests (Sum of Lines 81 through 92)					XXX		XXX		XXX	
ALL OTHER INVESTMENTS												
94.		NAIC 1 Working Capital Finance Investments .....		XXX			0.0000		0.0042		0.0042	
95.		NAIC 2 Working Capital Finance Investments .....		XXX			0.0000		0.0137		0.0137	
96.		Other Invested Assets - Schedule BA .....		XXX			0.0000		0.1580		0.1580	
97.		Other Short-Term Invested Assets - Schedule DA .....		XXX			0.0000		0.1580		0.1580	
98.		Total All Other (Sum of Lines 94, 95, 96 and 97) .....		XXX			XXX		XXX		XXX	
99.		Total Other Invested Assets - Schedules BA & DA (Sum of Lines 29, 37, 64, 70, 74, 80, 93 and 98)					XXX		XXX		XXX	

(a) Times the company's weighted average portfolio beta (Minimum .1215, Maximum .2431).  
 (b) Determined using the same factors and breakdowns used for directly owned real estate.  
 (c) This will be the factor associated with the risk category determined in the company generated worksheet.

AVRECS





STATEMENT AS OF SEPTEMBER 30, 2024 OF THE First Allmerica Financial Life Insurance Company

LIFE INSURANCE (STATE PAGE)<sup>(b)</sup>

NAIC Group Code 3891

BUSINESS IN THE STATE OF

DURING THE YEAR 2024

NAIC Company Code 69140

Line of Business	1 Premiums and Annuities Considerations	2 Other Considerations	Dividends to Policyholders/Refunds to Members				Claims and Benefits Paid					
			3 Paid in Cash or Left on Deposit	4 Applied to Pay Renewal Premiums	5 Applied to Provide Paid-Up Additions or Shorten the Endowment or Premium-Paying Period	6 Other	7 Total (Col. 3+4+5+6)	8 Death and Annuity Benefits	9 Matured Endowments	10 Surrender Values and Withdrawals for Life Contracts	11 All Other Benefits	12 Total (Sum Columns 8 through 11)
Individual Life												
1. Industrial .....												
2. Whole .....												
3. Term .....												
4. Indexed .....												
5. Universal .....												
6. Universal with secondary guarantees .....												
7. Variable .....												
8. Variable universal .....												
9. Credit .....												
10. Other .....	(f)											
11. Total Individual Life												
Group Life												
12. Whole .....												
13. Term .....												
14. Universal .....												
15. Variable .....												
16. Variable universal .....												
17. Credit .....												
18. Other .....	(f)											
19. Total Group Life												
Individual Annuities												
20. Fixed .....												
21. Indexed .....												
22. Variable with guarantees .....												
23. Variable without guarantees .....												
24. Life contingent payout .....												
25. Other .....	(f)											
26. Total Individual Annuities												
Group Annuities												
27. Fixed .....												
28. Indexed .....												
29. Variable with guarantees .....												
30. Variable without guarantees .....												
31. Life contingent payout .....												
32. Other .....	(f)											
33. Total Group Annuities												
Accident and Health												
34. Comprehensive individual .....	(d)							XXX	XXX	XXX		
35. Comprehensive group .....	(d)							XXX	XXX	XXX		
36. Medicare Supplement .....	(d)							XXX	XXX	XXX		
37. Vision only .....	(d)							XXX	XXX	XXX		
38. Dental only .....	(d)							XXX	XXX	XXX		
39. Federal Employees Health Benefits Plan .....	(d)							XXX	XXX	XXX		
40. Title XVIII Medicare .....	(d)	(e)						XXX	XXX	XXX		
41. Title XIX Medicaid .....	(d)							XXX	XXX	XXX		
42. Credit A&H .....								XXX	XXX	XXX		
43. Disability income .....	(d)							XXX	XXX	XXX		
44. Long-term care .....	(d)							XXX	XXX	XXX		
45. Other health .....	(d)							XXX	XXX	XXX		
46. Total Accident and Health								XXX	XXX	XXX		
47. Total	(c)											



STATEMENT AS OF SEPTEMBER 30, 2024 OF THE First Allmerica Financial Life Insurance Company

**LIFE INSURANCE (STATE PAGE) (Continued)<sup>(b)</sup>**

NAIC Group Code 3891

BUSINESS IN THE STATE OF

DURING THE YEAR 2024

NAIC Company Code 69140

Line of Business	13 Incurred During Current Year	Direct Death Benefits, Matured Endowments Incurred and Annuity Benefits								22 Unpaid December 31, Current Year	Policy Exhibit					
		Claims Settled During Current Year									Issued During Year		Other Changes to In Force (Net)		In Force December 31, Current Year (b)	
		Totals Paid		Reduction by Compromise		Amount Rejected		Total Settled During Current Year			23	24	25	26	27	28
		14 Number of Pols/ Certs	15 Amount	16 Number of Pols/ Certs	17 Amount	18 Number of Pols/ Certs	19 Amount	20 Number of Pols/ Certs	21 Amount		Number of Pols/ Certs	Amount	Number of Pols/ Certs	Amount	Number of Pols/ Certs	Amount
Individual Life																
1. Industrial																
2. Whole																
3. Term																
4. Indexed																
5. Universal																
6. Universal with secondary guarantees																
7. Variable																
8. Variable universal																
9. Credit																
10. Other (f)																
11. Total Individual Life																
Group Life																
12. Whole																
13. Term																
14. Universal																
15. Variable																
16. Variable universal																
17. Credit																
18. Other (f)															(a)	
19. Total Group Life																
Individual Annuities																
20. Fixed																
21. Indexed																
22. Variable with guarantees																
23. Variable without guarantees																
24. Life contingent payout																
25. Other (f)																
26. Total Individual Annuities																
Group Annuities																
27. Fixed																
28. Indexed																
29. Variable with guarantees																
30. Variable without guarantees																
31. Life contingent payout																
32. Other (f)																
33. Total Group Annuities																
Accident and Health																
34. Comprehensive individual (d)	XXX	XXX	XXX	XXX	XXX	XXX	XXX	XXX	XXX	XXX						
35. Comprehensive group (d)	XXX	XXX	XXX	XXX	XXX	XXX	XXX	XXX	XXX	XXX						
36. Medicare Supplement (d)	XXX	XXX	XXX	XXX	XXX	XXX	XXX	XXX	XXX	XXX						
37. Vision only (d)	XXX	XXX	XXX	XXX	XXX	XXX	XXX	XXX	XXX	XXX						
38. Dental only (d)	XXX	XXX	XXX	XXX	XXX	XXX	XXX	XXX	XXX	XXX						
39. Federal Employees Health Benefits Plan (d)	XXX	XXX	XXX	XXX	XXX	XXX	XXX	XXX	XXX	XXX						
40. Title XVIII Medicare (d)	XXX	XXX	XXX	XXX	XXX	XXX	XXX	XXX	XXX	XXX						
41. Title XIX Medicaid (d)	XXX	XXX	XXX	XXX	XXX	XXX	XXX	XXX	XXX	XXX						
42. Credit A&H	XXX	XXX	XXX	XXX	XXX	XXX	XXX	XXX	XXX	XXX						
43. Disability income (d)	XXX	XXX	XXX	XXX	XXX	XXX	XXX	XXX	XXX	XXX						
44. Long-term care (d)	XXX	XXX	XXX	XXX	XXX	XXX	XXX	XXX	XXX	XXX						
45. Other health (d)	XXX	XXX	XXX	XXX	XXX	XXX	XXX	XXX	XXX	XXX						
46. Total Accident and Health	XXX	XXX	XXX	XXX	XXX	XXX	XXX	XXX	XXX	XXX						
47. TOTAL																

(a) Includes Group Credit Life Insurance Loans less than or equal to 60 months at issue, prior year \$ \_\_\_\_\_, current year \$ \_\_\_\_\_. Loans greater than 60 months at issue BUT NOT GREATER THAN 120 MONTHS prior year \$ \_\_\_\_\_, current year \$ \_\_\_\_\_.

(b) Corporate Owned Life Insurance/BOLI: 1) Number of policies: \_\_\_\_\_ 2) covering number of lives: \_\_\_\_\_ 3) face amount \$ \_\_\_\_\_.

(c) Deposit-Type Contract Considerations NOT included in Total Premiums and Annuities Considerations: Individual: \$ \_\_\_\_\_ Group: \$ \_\_\_\_\_ Total: \$ \_\_\_\_\_.

(d) For health business on indicated lines report: Number of persons insured under PPO managed care products \_\_\_\_\_ and number of persons insured under indemnity only products \_\_\_\_\_.

(e) For health premiums written: amount of Medicare Title XVIII exempt from state taxes or fees \$ \_\_\_\_\_.

(f) Certain Separate Account products are included in "Other" product categories in the table(s) above:

- Individual Life - Other includes the following amounts related to Separate Account policies: Column 1) \$ \_\_\_\_\_ Column 7) \$ \_\_\_\_\_ Column 12) \$ \_\_\_\_\_
- Group Life - Other includes the following amounts related to Separate Account policies: Column 1) \$ \_\_\_\_\_ Column 7) \$ \_\_\_\_\_ Column 12) \$ \_\_\_\_\_
- Individual Annuities - Other includes the following amounts related to Separate Account policies: Column 1) \$ \_\_\_\_\_ Column 7) \$ \_\_\_\_\_ Column 12) \$ \_\_\_\_\_
- Group Annuities - Other includes the following amounts related to Separate Account policies: Column 1) \$ \_\_\_\_\_ Column 7) \$ \_\_\_\_\_ Column 12) \$ \_\_\_\_\_



